

**UNITED STATES  
SECURITIES AND EXCHANGE COMMISSION  
WASHINGTON, D.C. 20549**

**FORM N-2  
REGISTRATION STATEMENT**

*UNDER  
THE SECURITIES ACT OF 1933  
Pre-Effective Amendment No. 2  
Post-Effective Amendment No.*

**TPG Specialty Lending, Inc.**

(Exact Name of Registrant as Specified in Charter)

301 Commerce Street, Suite 3300  
Fort Worth, TX 76102  
(Address of Principal Executive Offices)  
(817) 871-4000  
(Registrant's Telephone Number, including Area Code)

David Stiepleman  
c/o TPG Specialty Lending, Inc.  
345 California Street, Suite 3300  
San Francisco, CA 94104  
(Name and Address of Agent for Service)

*WITH COPIES TO:*  
Michael A. Gerstenzang, Esq.  
Adam E. Fleisher, Esq.  
Helena K. Grannis, Esq.  
Cleary Gottlieb Steen & Hamilton LLP  
One Liberty Plaza  
New York, NY 10006  
Telephone: (212) 225-2000  
Facsimile: (212) 225-3999

**Approximate Date of Proposed Public Offering:** From time to time after the effective date of this Registration Statement.

If any securities being registered on this form will be offered on a delayed or continuous basis in reliance on Rule 415 under the Securities Act of 1933, other than securities offered in connection with a dividend reinvestment plan, check the following box.

It is proposed that this filing will become effective (check appropriate box):

when declared effective pursuant to section 8(c)

**CALCULATION OF REGISTRATION FEE UNDER THE SECURITIES ACT OF 1933**

Title of Securities Being Registered	Amount Being Registered	Proposed Maximum Aggregate Offering Price	Amount of Registration Fee
Common Stock, \$0.01 par value per share (1)(2)			
Preferred Stock, \$0.01 par value per share (1)(2)			
Subscription Rights (1)			
Warrants (3)			
Debt Securities (2)(4)			
<b>Total (5)</b>		\$750,000,000 (6)	\$87,150.00 (7)

- (1) Subject to Note 5 below, there is being registered hereunder an indeterminate number of shares of common stock or preferred stock, or subscription rights to purchase shares of common stock as may be sold, from time to time.
- (2) Includes such indeterminate number of shares of common stock, preferred stock or debt securities as may, from time to time, be issued upon conversion or exchange of other securities registered hereunder, to the extent any such securities are, by their terms, convertible or exchangeable for common stock, preferred stock or debt securities.
- (3) Subject to Note 6 below, there is being registered hereunder an indeterminate number of warrants as may be sold, from time to time, representing rights to purchase common stock, preferred stock or debt securities.
- (4) Subject to Note 6 below, there is being registered hereunder an indeterminate principal amount of debt securities as may be sold, from time to time. If any debt securities are issued at an original issue discount, then the offering price shall be in such greater principal amount as shall result in an aggregate price to investors not to exceed \$750,000,000.
- (5) In no event will the aggregate offering price of all securities issued from time to time pursuant to this registration statement by the Registrant exceed \$750,000,000.
- (6) Estimated pursuant to Rule 457(o) solely for the purpose of determining the registration fee. The proposed maximum offering price per security will be determined from time to time, by the Registrant in connection with the sale by the Registrant of the securities registered under this registration statement.
- (7) Previously paid.

**The Registrant hereby amends this Registration Statement on such date or dates as may be necessary to delay its effective date until the Registrant shall file a further amendment which specifically states that this Registration Statement shall thereafter become effective in accordance with Section 8(a) of the Securities Act of 1933 or until the Registration Statement shall become effective on such date as the Securities and Exchange Commission, acting pursuant to said Section 8(a), may determine.**

[Table of Contents](#)

**The information in this prospectus is not complete and may be changed. We may not sell these securities until the registration statement filed with the Securities and Exchange Commission is effective. This prospectus is not an offer to sell these securities and it is not soliciting an offer to buy these securities in any jurisdiction where the offer or sale is not permitted.**

**Subject to completion, dated June 15, 2015**

**PROSPECTUS**

**\$750,000,000**



**TPG Specialty Lending, Inc.**

**Common Stock  
Preferred Stock  
Subscription Rights  
Warrants  
Debt Securities**

---

We are a specialty finance company that has elected to be regulated as a business development company under the Investment Company Act of 1940. We seek to generate current income primarily through direct originations of senior secured loans and, to a lesser extent, originations of mezzanine loans and investments in corporate bonds and equity securities.

As of March 31, 2015, our investment portfolio consisted of investments in 35 portfolio companies with an aggregate fair value of \$1,331.0 million. We intend to continue to pursue an investment strategy focused on direct origination of loans to middle-market companies principally domiciled in the United States.

We are an externally managed, closed-end, non-diversified management investment company. TSL Advisers, LLC, or the Adviser, acts as our investment adviser and administrator. We and the Adviser are part of the TPG Special Situations Partners platform, which had over \$11 billion of assets under management as of March 31, 2015. TPG Special Situations Partners is the special situations and credit platform of TPG, a leading global private investment firm founded in 1992 with \$67 billion of assets under management as of March 31, 2015.

The companies in our investment portfolio are typically highly leveraged, and, in many cases, our investments in these companies are not rated by any rating agency. If these investments were rated, we believe that most would likely receive a rating of below investment grade (that is, below BBB- or Baa3, which is often referred to as “junk”). Our exposure to below investment grade instruments involves certain risks, including speculation with respect to the borrower’s capacity to pay interest and repay principal. The debt investments in our portfolio generally have a significant portion of principal due at the maturity of the investment, which would result in a substantial loss to us if such borrowers are unable to refinance or repay their debt at maturity.

Substantially all of our debt investments have variable interest rates that reset periodically based on interest rate benchmarks such as the London Interbank Offered Rate, the Federal Funds Effective Rate or the Prime Rate. As a result, significant increases in such interest rate benchmarks in the future would make it more difficult for these borrowers to service their obligations under the debt investments that we hold.

We may offer, from time to time, in one or more offerings or series up to \$750 million of our common stock, preferred stock, debt securities, subscription rights to purchase shares of our common stock or warrants representing rights to purchase shares of our common stock, preferred stock or debt securities, which we refer to, collectively, as the “securities.” The preferred stock, debt securities, subscription rights and warrants offered hereby may be convertible or exchangeable into shares of our common stock. The securities may be offered at prices and on terms to be described in one or more supplements to this prospectus.

## Table of Contents

In the event we offer common stock, the offering price per share of our common stock less any underwriting discounts or commissions will generally not be less than the net asset value per share of our common stock at the time we make the offering. However, we may issue shares of our common stock pursuant to this prospectus at a price per share that is less than our net asset value per share (i) in connection with a rights offering to our existing stockholders, (ii) with the prior approval of the majority of our outstanding voting securities or (iii) under such other circumstances as the Securities and Exchange Commission may permit.

The securities may be offered directly to one or more purchasers, or through agents designated from time to time by us or to or through underwriters or dealers. Each prospectus supplement relating to an offering will identify any agents or underwriters involved in the sale of the securities, and will disclose any applicable purchase price, fee, discount or commissions arrangement between us and our agents or underwriters or among our underwriters or the basis upon which such amount may be calculated. See "Plan of Distribution." We may not sell any of the securities pursuant to this registration statement through agents, underwriters or dealers without delivery of this prospectus and a prospectus supplement describing the method and terms of the offering of such securities.

Our common stock is traded on the New York Stock Exchange, or NYSE, under the symbol "TSLX." On June 12, 2015, the last reported sales price of our common stock on the NYSE was \$18.08 per share. The net asset value per share of our common stock at March 31, 2015 (the last date prior to the date of this prospectus on which we determined net asset value) was \$15.60.

**Investing in our securities involves a high degree of risk. Shares of closed-end investment companies, including business development companies, frequently trade at a discount to their net asset values. If our shares trade at a discount to our net asset value, purchasers in any offering will face increased risk of loss. In addition, the companies in which we invest are subject to special risks. Before buying any securities, you should read the discussion of the material risks of investing in our securities, including the risk of leverage, in "[Risk Factors](#)" beginning on page 21 of this prospectus.**

**This prospectus may not be used to consummate sales of our securities unless accompanied by a prospectus supplement.**

Please read this prospectus and any accompanying prospectus supplements before investing and keep each for future reference. This prospectus and any accompanying prospectus supplements contain important information about us that a prospective investor ought to know before investing in our securities. Information required to be included in a Statement of Additional Information may be found in this prospectus and an accompanying prospectus supplement, as applicable. We also file periodic and current reports, proxy statements and other information about us with the Securities and Exchange Commission. This information is available free of charge by contacting us at 345 California Street, Suite 3300, San Francisco, CA 94104, calling us at (817) 871-4000 or visiting our website at <http://www.tpgspecialtylending.com>. Information on our website is not incorporated into or a part of this prospectus or any prospectus supplement. The Securities and Exchange Commission also maintains a website at <http://www.sec.gov> that contains this information.

**The Securities and Exchange Commission has not approved or disapproved of these securities or determined if this prospectus is truthful or complete. Any representation to the contrary is a criminal offense.**

---

The date of this prospectus is \_\_\_\_\_, 2015

**CROSS-REFERENCE SHEET**

<b><u>ITEM NUMBER</u></b>	<b><u>CAPTION</u></b>	<b><u>LOCATION IN PROSPECTUS</u></b>
1	Outside Front Cover	Outside Front Cover Page
2	Cover Pages; Other Offering Information	Inside Front and Outside Back Cover Pages
3	Fee Table and Synopsis	Fees and Expenses
4	Financial Highlights	Selected Financial Data and Other Information; Selected Quarterly Financial Data; Senior Securities
5	Plan of Distribution	Plan of Distribution
6	Selling Shareholders	Not Applicable
7	Use of Proceeds	Use of Proceeds
8	General Description of the Registrant	Outside Front Cover Page; Prospectus Summary; Risk Factors; Management's Discussion and Analysis of Financial Condition and Results of Operations; The Company; Portfolio Companies; Regulation; Shares Eligible for Future Sale; Price Range of Common Stock and Distributions
9	Management	Management; Custodian, Transfer and Dividend Paying Agent and Registrar
10	Capital Stock, Long-Term Debt, and Other Securities	Description of Our Capital Stock; Description of Our Preferred Stock; Description of Our Subscription Rights; Description of Our Warrants; Description of Our Debt Securities; Dividend Reinvestment Plan; Management's Discussion and Analysis of Financial Condition and Results of Operations
11	Defaults and Arrears on Senior Securities	Not Applicable
12	Legal Proceedings	Legal Matters
13	Table of Contents of the Statement of Additional Information, or SAI	Not Applicable
14	Cover Page of SAI	Not Applicable
15	Table of Contents	Table of Contents
16	General Information and History	Not Applicable
17	Investment Objective and Policies	Management's Discussion and Analysis of Financial Condition and Results of Operations; Senior Securities
18	Management	Management
19	Control Persons and Principal Holders of Securities	Control Persons and Principal Stockholders
20	Investment Advisory and Other Services	Management and Other Agreements
21	Portfolio Managers	Not Applicable
22	Brokerage Allocation and Other Practices	Brokerage Allocation and Other Practices
23	Tax Status	Material U.S. Federal Income Tax Considerations
24	Financial Statements	Financial Statements

## Table of Contents

We have not authorized any dealer, salesman or other person to give any information or to make any representation other than those contained in this prospectus or any prospectus supplement to this prospectus. This prospectus and any such supplements do not constitute an offer to sell or a solicitation of any offer to buy any security other than the registered securities to which they relate, nor do they constitute an offer to sell or a solicitation of an offer to buy any securities in any jurisdiction to any person to whom it is unlawful to make such an offer or solicitation in such jurisdiction. The information contained in this prospectus and any such supplements is accurate as of the dates on their covers. Our business, financial condition, results of operations and prospects may have changed since then. We will update these documents to reflect material changes only as required by law.

---

### TABLE OF CONTENTS

<u>ABOUT THIS PROSPECTUS</u>	iii
<u>SUMMARY</u>	1
<u>THE OFFERING</u>	11
<u>FEES AND EXPENSES</u>	15
<u>SELECTED FINANCIAL DATA AND OTHER INFORMATION</u>	18
<u>SELECTED QUARTERLY FINANCIAL DATA</u>	20
<u>RISK FACTORS</u>	21
<u>SPECIAL NOTE REGARDING FORWARD-LOOKING STATEMENTS</u>	49
<u>USE OF PROCEEDS</u>	50
<u>PRICE RANGE OF COMMON STOCK AND DISTRIBUTIONS</u>	51
<u>MANAGEMENT'S DISCUSSION AND ANALYSIS OF FINANCIAL CONDITION AND RESULTS OF OPERATIONS</u>	54
<u>SENIOR SECURITIES</u>	89
<u>THE COMPANY</u>	90
<u>PORTFOLIO COMPANIES</u>	104
<u>MANAGEMENT</u>	110
<u>MANAGEMENT AND OTHER AGREEMENTS</u>	120
<u>RELATED-PARTY TRANSACTIONS AND CERTAIN RELATIONSHIPS</u>	130
<u>CONTROL PERSONS AND PRINCIPAL STOCKHOLDERS</u>	134
<u>DETERMINATION OF NET ASSET VALUE</u>	138
<u>DIVIDEND REINVESTMENT PLAN</u>	139
<u>MATERIAL U.S. FEDERAL INCOME TAX CONSIDERATIONS</u>	141
<u>DESCRIPTION OF OUR SECURITIES</u>	149
<u>DESCRIPTION OF OUR CAPITAL STOCK</u>	149
<u>DESCRIPTION OF OUR PREFERRED STOCK</u>	154
<u>DESCRIPTION OF OUR SUBSCRIPTION RIGHTS</u>	155
<u>DESCRIPTION OF OUR WARRANTS</u>	157
<u>DESCRIPTION OF OUR DEBT SECURITIES</u>	159
<u>SHARES ELIGIBLE FOR FUTURE SALE</u>	171
<u>REGULATION</u>	172
<u>CUSTODIAN, TRANSFER AND DIVIDEND PAYING AGENT AND REGISTRAR</u>	178
<u>BROKERAGE ALLOCATION AND OTHER PRACTICES</u>	178
<u>PLAN OF DISTRIBUTION</u>	179
<u>LEGAL MATTERS</u>	181
<u>EXPERTS</u>	181
<u>AVAILABLE INFORMATION</u>	181
<u>INDEX TO CONSOLIDATED FINANCIAL STATEMENTS</u>	F-1

## ABOUT THIS PROSPECTUS

This prospectus is part of a registration statement that we have filed with the Securities and Exchange Commission, or SEC, using the “shelf” registration process. Under the shelf registration process, which constitutes a delayed offering in reliance on Rule 415 under the Securities Act of 1933, as amended, or the Securities Act, we may offer, from time to time, in one or more offerings, up to \$750 million of our common stock, preferred stock, debt securities, subscription rights to purchase shares of our common stock; or warrants representing rights to purchase shares of our common stock, preferred stock or debt securities on terms to be determined at the time of the offering.

The securities may be offered at prices and on terms described in one or more supplements to this prospectus. This prospectus provides you with a general description of the offerings of securities that we may conduct pursuant to this prospectus. Each time we use this prospectus to sell securities, we will provide a prospectus supplement that will contain specific information about the terms of that offering. A prospectus supplement may also add, update or change information contained in this prospectus.

Please read this prospectus and any such supplements before you make an investment decision.

## SUMMARY

*This summary highlights some of the information in this prospectus. It is not complete and may not contain all of the information that you may want to consider. You should read this entire prospectus carefully. In particular, you should read the more detailed information set forth under “Risk Factors” and the consolidated financial statements and the related notes included elsewhere in this prospectus.*

As used in the prospectus, except where the context suggests otherwise, references to:

- “TSL,” “TSLX,” “TPG Specialty Lending,” “we,” “us,” “our,” the “Company,” and the “Registrant” refer to TPG Specialty Lending, Inc., a Delaware corporation, and its consolidated subsidiaries;
- the consolidated subsidiaries of TPG Specialty Lending, Inc. refers to TC Lending, LLC, TPG SL SPV, LLC and TSL MR, LLC, each a Delaware limited liability company;
- “Adviser” refers to TSL Advisers, LLC, a Delaware limited liability company;
- “TSSP” refers to TPG Special Situations Partners, LLC; and
- “TPG” refers to TPG Global, LLC and its affiliates.

We have elected to be regulated as a business development company, or BDC, under the Investment Company Act of 1940, as amended, or the 1940 Act. In addition, for U.S. federal income tax purposes we have elected to be treated as a regulated investment company, or RIC, under the Internal Revenue Code of 1986, as amended, or the Code.

Unless indicated otherwise or the context suggests otherwise, all information in this prospectus gives effect to our stock split in the form of a stock dividend on December 5, 2013.

### TPG Specialty Lending

We are a specialty finance company focused on lending to middle-market companies. Since we began our investment activities in July 2011, through March 31, 2015, we have originated more than \$3.6 billion aggregate principal amount of investments and retained approximately \$2.5 billion aggregate principal amount of these investments on our balance sheet prior to any subsequent exits and repayments. We seek to generate current income primarily in U.S.-domiciled middle-market companies through direct originations of senior secured loans and, to a lesser extent, originations of mezzanine loans and investments in corporate bonds and equity securities. By “middle-market companies,” we mean companies that have annual earnings before interest, income taxes, depreciation and amortization, or EBITDA, which we believe is a useful proxy for cash flow, of \$10 million to \$250 million, although we may invest in larger or smaller companies on occasion. As of March 31, 2015, our core portfolio companies, which exclude certain investments that fall outside of our typical borrower profile, had weighted average annual revenue of \$126 million and weighted average annual EBITDA of \$32 million.

We generate revenues primarily in the form of interest income from the investments we hold. In addition, we generate income from dividends on direct equity investments, capital gains on the sales of loans and debt and equity securities and various loan origination and other fees.

In conducting our investment activities, we believe that we benefit from the significant scale and resources of our Adviser and its affiliates. We have operated our business as a BDC since we began our investment activities in July 2011, and we are currently one of the largest BDCs by total assets.

## **Investment Portfolio**

The companies in which we invest use our capital to support organic growth, acquisitions, market or product expansion and recapitalizations. We invest in first-lien debt, second-lien debt, mezzanine debt and equity and other investments. Our first-lien debt may include stand-alone first-lien loans; “last out” first-lien loans, which are loans that have a secondary priority behind super-senior “first out” first-lien loans; “unitranche” loans, which are loans that combine features of first-lien, second-lien and mezzanine debt, generally in a first-lien position; and secured corporate bonds with similar features to these categories of first-lien loans. Our second-lien debt may include secured loans, and, to a lesser extent, secured corporate bonds, with a secondary priority behind first-lien debt. As of March 31, 2015, based on fair value, our portfolio consisted of 90.1% first-lien debt investments, 7.8% second-lien debt investments, 1.0% mezzanine debt investments and 1.1% equity and other investments. Approximately 96.5% of our debt investments as of March 31, 2015 are floating rate in nature, subject to interest rate floors, which we believe helps act as a portfolio-wide hedge against inflation.

As of March 31, 2015, we had investments in 35 portfolio companies with an aggregate fair value of \$1,331.0 million. For the three months ended March 31, 2015, we made new investment commitments of \$137.8 million, \$101.0 million in three new portfolio companies and \$36.8 million in three existing portfolio companies. For this period, we had \$60.8 million aggregate principal amount in exits and repayments, resulting in a net portfolio increase of \$71.0 million aggregate principal amount.

As of December 31, 2014, we had investments in 34 portfolio companies with an aggregate fair value of \$1,263.5 million. For the year ended December 31, 2014, we made new investment commitments of \$884.4 million, \$805.7 million in 20 new portfolio companies and \$78.7 million in seven existing portfolio companies. For this period, we had \$518.4 million aggregate principal amount in exits and repayments, resulting in a net portfolio increase of \$295.5 million aggregate principal amount.

We expect that no single investment will represent more than 15% of our total investment portfolio, based on fair value.

As of March 31, 2015, our portfolio was invested across 18 different industries. The largest industries in our portfolio, as of March 31, 2015, were healthcare and pharmaceuticals, business services, and financial services, which represented, as a percentage of our portfolio, 16.2%, 10.5%, and 10.3%, respectively.

Since we began investing in 2011, through March 31, 2015, our exited investments have resulted in an aggregate cash flow realized gross internal rate of return to us of approximately 16.3% (based on cash invested of \$904.0 million and total proceeds from these exited investments of approximately \$1,073.4 million). Eighty seven percent of these exited investments resulted in an aggregate cash flow realized gross internal rate of return to us of 10% or greater. For a description of how we calculate gross internal rates of return, see “Management’s Discussion and Analysis of Financial Condition and Results of Operations—Results of Operations—Aggregate Cash Flow Realized Gross Internal Rate of Return.”

## **Corporate Structure**

TPG Specialty Lending, Inc. is a Delaware corporation formed on July 21, 2010. TSL Advisers, LLC is our external manager.

Our portfolio is subject to diversification and other requirements because we elected to be regulated as a BDC under the 1940 Act and treated as a RIC for U.S. federal income tax purposes. We made our BDC election on April 15, 2011. We intend to maintain these elections. See “Regulation” for more information on these requirements.



## **About Our Adviser**

Our Adviser is a Delaware limited liability company. Our Adviser acts as our investment adviser and administrator and is a registered investment adviser with the SEC under the Investment Advisers Act of 1940, as amended, or the Advisers Act.

Our Adviser sources and manages our portfolio through our Investment Team, a dedicated team of investment professionals predominately focused on us. Our Investment Team is led by our Chairman and Co-Chief Executive Officer and our Adviser's Co-Chief Investment Officer Joshua Easterly, our Co-Chief Executive Officer Michael Fishman and our Adviser's Co-Chief Investment Officer Alan Waxman, all of whom have substantial experience in credit origination, underwriting and asset management. Our investment decisions are made by our Investment Review Committee, which includes senior personnel of our Adviser and TSSP. The members of our Investment Review Committee are Joshua Easterly, Michael Fishman, Alan Waxman and David Stiepleman.

TSSP is the special situations and credit platform of TPG and encompasses TPG Specialty Lending, Inc., TPG Opportunities Partners and TSSP Adjacent Opportunities Partners, which invest in special situations and distressed investments across the credit cycle, Austin Credit Macro, which is focused on macro credit opportunities, TSL Europe, which is aimed at European middle-market loan originations, and TPG Institutional Credit Partners, which is a "public-side" credit investment platform focused on investment opportunities in the broadly syndicated leveraged loan markets. TSSP had over \$11 billion of assets under management as of March 31, 2015. TSSP has extensive experience with highly complex, global public and private investments executed through primary originations, secondary market purchases and restructurings, and has a team of over 100 investment and operating professionals as of March 31, 2015. Twenty six of these personnel are dedicated to our business, including 19 investment professionals.

TPG is a leading global private investment firm founded in 1992 with \$67 billion of assets under management as of March 31, 2015, and offices in San Francisco, Fort Worth, New York and throughout the world. In addition to TSSP, TPG's investment business includes discrete investment platforms focused on a range of alternative investment products, including TPG Capital, which is TPG's flagship large capitalization private equity business and focuses on global investments across all major industry sectors; TPG Growth, which invests in small- and middle-market growth equity and corporate opportunities in all major industry sectors in North America and in other developed and emerging markets; TPG Biotechnology Partners, which invests in early- and late-stage venture capital opportunities in the biotechnology and related life sciences industries; and TPG Real Estate, which is the real estate platform of TPG. TPG has extensive experience with global public and private investments executed through leveraged buyouts, recapitalizations, spinouts, growth investments, joint ventures and restructurings, and has a team of over 400 professionals.

Our Adviser consults with TSSP and TPG in connection with a substantial number of our investments. The TSSP and TPG platforms provide us with a breadth of large and scalable investment resources. We believe we benefit from their market expertise, insights into sector and macroeconomic trends and intensive due diligence capabilities, which help us discern market conditions that vary across industries and credit cycles, identify favorable investment opportunities and manage our portfolio of investments.

## **Market Opportunity**

Our investment objective is to generate current income by targeting investments with favorable risk-adjusted returns. We believe the middle-market lending environment provides opportunities for us to meet this objective as a result of a combination of the following factors:

*Limited availability of capital for middle-market companies.* We believe that certain structural changes in the market have reduced the amount of capital available to middle-market companies. In particular, we believe there are currently fewer providers of capital to middle-market companies. Traditional middle-market lenders,

such as commercial and regional banks and commercial finance companies, have contracted their origination activities and are focusing on more liquid asset classes. At the same time, institutional investors have sought to invest in larger, more liquid offerings, limiting the ability of middle-market companies to raise debt capital through public capital markets. We believe the Basel III Accord and implementing regulations by the Federal Reserve, the Office of the Comptroller of the Currency and the Federal Deposit Insurance Corporation, or FDIC, will significantly increase capital and liquidity requirements for banks, decreasing their capacity to hold noninvestment grade leveraged loans on their balance sheets. Coupled with new risk retention requirements for collateralized loan vehicles, we believe these developments reduce the capacity of traditional lenders to serve this market segment and, as a result, increase the cost of borrowing for middle-market companies. Further, GE Capital, the largest non-bank lender in the U.S. middle market, recently announced its intention to sell nearly all of its assets. We believe that the exit of the largest middle market non-bank lender will likely create opportunities for the remaining non-bank lenders, including BDCs.

*Strong demand for debt capital.* We believe middle-market companies will continue to require access to debt capital to refinance existing debt, support growth and finance acquisitions. In addition, we believe the large amount of uninvested capital held by funds of private equity firms, estimated by Preqin Ltd., an alternative assets industry data and research company, at \$1.24 trillion as of March 2015, will continue to drive deal activity. We expect that private equity firms will continue to pursue acquisitions and to seek to leverage their equity investments with secured loans provided by companies such as ours.

*Attractive investment dynamics.* An imbalance between the supply of, and demand for, middle-market debt capital creates attractive pricing dynamics. The directly negotiated nature of middle-market financings also generally provides more favorable terms to the lender, including stronger covenant and reporting packages, better call protection, and lender-protective change of control provisions. Additionally, we believe BDC managers' expertise in credit selection and ability to manage through credit cycles has generally resulted in BDCs experiencing lower loss rates than U.S. commercial banks through credit cycles. Further, we believe that historical middle-market default rates have been lower, and recovery rates have been higher, as compared to the larger market capitalization, broadly distributed market, leading to lower cumulative losses.

*Conservative capital structures.* Following the credit crisis, which we define broadly as occurring between mid-2007 and mid-2009, borrowers have generally been required to maintain more equity as a percentage of their total capitalization, specifically to protect lenders during periods of economic downturns. With more conservative capital structures, middle-market companies have exhibited higher levels of cash flows available to service their debt. In addition, middle-market companies often are characterized by simpler capital structures than larger borrowers, which facilitates a streamlined underwriting process and improves returns to lenders during a restructuring process.

*Specialized lending requirements.* Lending to middle-market companies requires specialized due diligence and underwriting capabilities, as well as extensive ongoing monitoring. Middle-market lending also is generally more labor-intensive than lending to larger companies due to smaller investment sizes and the lack of publicly available information on these companies. We believe the experience and resources of our Adviser, TSSP and TPG position us more strongly than many capital providers to lend to middle-market companies.

*Desirability of partnering with BDCs.* We believe middle-market companies see advantages in raising capital from BDCs. BDCs have the ability to offer attractive financing structures, including unitranche loans and "one-stop" financings and can provide a valuable combination of flexibility to develop loans that reflect each borrower's distinct situation, long-term relationship focus and reliability as a potential source of future capital.

### **Competitive Strengths and Core Competencies**

*Leading platform and access to proprietary deal flow.* The substantial majority of our investments are not intermediated and are originated without the assistance of investment banks or other traditional Wall Street

sources. Our Adviser has a dedicated team of 19 investment professionals responsible for originating, underwriting, executing and managing the assets of our direct lending transactions. This team is responsible for sourcing and executing opportunities directly, while leveraging the resources and expertise of the TSSP and TPG platforms. Our Investment Team has over 160 years of collective experience as commercial dealmakers.

In addition to executing direct calling campaigns on companies based on the Adviser's sector and macroeconomic views, our Investment Team also maintains direct contact with financial sponsors, banks, corporate advisory firms, industry consultants, attorneys, investment banks, "club" investors and other potential sources of lending opportunities. By sourcing through multiple channels, we believe we are able to generate investment opportunities that have more attractive risk-adjusted return characteristics than by relying solely on origination flow from investment banks or other intermediaries.

In addition, our Adviser draws upon the resources of TSSP and TPG in underwriting transactions, performing due diligence, managing assets and optimizing our operations as a public company. Access to TSSP and TPG resources complements our Adviser's view of markets and provides insight into important cyclical patterns.

*Disciplined investment and underwriting process.* Through our Adviser, we seek to achieve the highest risk-adjusted returns available as opposed to the highest absolute return available. Our investment approach seeks to combine a rigorous analysis of macroeconomic and market factors with a deep understanding of individual companies and their assets, management and prospects. We believe four factors distinguish our investment approach:

- *Flexibility.* Our broad middle-market focus and our Adviser's integrated position within TSSP and TPG allow us to determine current market opportunities and identify relative value.
- *Risk pricing.* The risk profile of our portfolio evolves across credit cycles as credit tightens and loosens. During periods when risk premiums are tight and pricing alone may not reflect the possibility for volatility, we typically focus on investing at a senior position in deals that permit us to control duration (that is, price sensitivity as a function of time and changes in interest rates, expressed as a number of years). Conversely, during periods when risk premiums are wide, we seek to capture an incremental risk premium by offering more junior instruments that have higher rates and longer durations.
- *Disciplined four-tiered investment framework.* Through our Adviser, we perform detailed company-specific analysis focusing on a four-tiered investment framework:
  - business and sector selection;
  - investment structuring;
  - deal dynamics; and
  - risk mitigation.
- *Robust and active investment management.* Our Adviser rigorously monitors the credit profile of portfolio investments, with the aim of proactively identifying sector and operational issues and carefully managing risks. The information gathered on market trends through this process also informs our underwriting for new loans.

We tailor investments rather than focusing only on driving investment volume. We closed less than 2% of approximately 3,900 investment opportunities our Investment Team reviewed since our inception through March 31, 2015.

*Carefully constructed, existing portfolio consisting of predominantly senior, floating rate loans across a broad range of industries and borrowers.* Since we began investing in 2011, we have invested approximately \$2.5 billion. As of March 31, 2015, we had a portfolio of investments in 35 portfolio companies totaling \$1,331.0 million that we believe exhibits strong credit quality and broad industry composition. As of March 31, 2015, approximately 96.5% of our debt investments bore interest at floating rates, subject to interest rate floors, and 90.1% of the fair value of our portfolio was invested in first-lien debt investments. We believe this portfolio will allow us to generate meaningful investment income, and consequently dividend income, for our stockholders.

*Experienced management team.* The eight managing directors of TSSP on the Adviser's team have deep experience identifying and executing transactions across a broad range of industries and types of financings. Over their careers, our team has developed unique relationships and access to proprietary sourcing and servicing channels. The team includes the founder of the Goldman Sachs Specialty Lending Group, Alan Waxman, who managed the group from its inception in 2003 through 2009, and other senior members, such as Joshua Easterly, who was Co-head from 2006 through 2010. The team also includes Michael Fishman, who as National Director of Loan Originations at Wells Fargo Capital Finance, oversaw primary and secondary lending, loan distribution and syndications, strategic transactions and new lending products from 2000 to 2011. Our Adviser's senior team also has experience managing us as a BDC since we began our investment activities in July 2011. We believe that the broad knowledge of this group from investing across asset classes through numerous credit cycles provides us with sound decision-making and invaluable insights into the investment process.

*Aligned investment professionals.* We believe our investment professionals are aligned with our investment objective. The compensation structure for our investment professionals is based on our returns, as opposed to transaction volume, which we believe fosters a focus on credit quality when originating investments.

### **Operating and Regulatory Structure**

The Adviser manages our investment activities under the direction of our board of directors, or the Board. A majority of our Board members are not "interested persons" of us, the Adviser and our respective affiliates, as such term is defined under Section 2(a)(19) of the 1940 Act.

As a BDC, we are required to comply with numerous regulatory requirements:

- *Leverage.* Regulations under the 1940 Act limit our ability to use borrowing, also known as leverage, in significant respects. With certain limited exceptions, we are currently only allowed to borrow amounts, including by issuing debt securities or preferred stock, where our asset coverage, as defined in the 1940 Act, equals at least 200% after the borrowing. See "Regulation." The asset coverage rule may change over time. For example, legislation introduced in the U.S. House of Representatives, if passed, would modify this section of the 1940 Act and increase the amount of debt that BDCs may incur.
- *Investment Allocation.* Our business strategy focuses on investments that are deemed "qualifying assets." As a BDC, we are generally prohibited from investing in assets other than qualifying assets unless, at the time of the investment and after giving effect to it, at least 70% of our total assets are qualifying assets. Qualifying assets generally include securities of "eligible portfolio companies," cash, cash equivalents, U.S. government securities and high-quality debt instruments maturing in one year or less from the time of investment. Under the rules of the 1940 Act, "eligible portfolio companies" include:
  - private domestic operating companies;
  - public domestic operating companies whose securities are not listed on a national securities exchange (e.g., the NYSE Amex Equities and The NASDAQ Global Market) or registered under the Securities Exchange Act of 1934, as amended, or the Exchange Act; and

- public domestic operating companies having a market capitalization of less than \$250 million.

Public domestic operating companies whose securities are quoted on the over-the-counter bulletin board and through OTC Markets Group, Inc. are not listed on a national securities exchange and, as a result, are eligible portfolio companies.

- *RIC Status.* We have elected to be treated as a RIC for U.S. federal income tax purposes. To maintain our status as a RIC and to avoid having our earnings subject to corporate-level U.S. federal income taxation, we must satisfy certain source of income, asset diversification and distribution requirements.

See “Material U.S. Federal Income Tax Considerations.”

### **Use of Leverage**

Leverage increases the potential for gain and loss on amounts invested and, as a result, increases the risks associated with investing in our securities. The costs associated with our borrowings, including any increase in the fees payable to the Adviser, are borne by our stockholders. Any decision on our part to use borrowings depends upon our assessment of the attractiveness of available investment opportunities in relation to the costs and perceived risks of such leverage. See “Risk Factors—Risks Related to Our Business and Structure—We borrow money, which magnifies the potential for gain or loss and increases the risk of investing in us”; “Risk Factors—Risks Related to Our Business and Structure—Regulations governing our operation as a BDC affect our ability to, and the way in which we, raise additional capital”; “The Company—General”; and “Regulation.”

### **Conflicts of Interests**

Members of the Adviser’s senior management and Investment Review Committee are and will continue to be active in other investment funds affiliated with TSSP and TPG that pursue investment opportunities that could overlap with those pursued by us. However, TSSP and TPG will refer all middle-market loan origination activities for companies domiciled in the United States to us and conduct those activities through us. By origination activities, we mean underwriting and initially funding a loan as compared with purchasing a loan from another party. The Adviser will determine whether it would be permissible, advisable or otherwise appropriate for us to pursue a particular investment opportunity allocated to us by TSSP and TPG. For example, certain loan origination investment opportunities may not be suitable for us if they would cause us to violate asset coverage or concentration limitations imposed by the 1940 Act or the Code, be ineligible for financing under our financing arrangements, pose adverse legal, regulatory or tax risks, constrain our resources to make future investments, involve inappropriate investment risk or otherwise be inappropriate or inadvisable as an investment for us. If the Adviser deems participation in an investment allocated to us to be appropriate, it will then determine an appropriate size for our investment.

We may invest up to 30% of our portfolio opportunistically in securities or other instruments of issuers not deemed eligible portfolio companies under the 1940 Act. These opportunities may include, among other things, debt issued by companies located outside the United States, publicly and privately traded debt and equity securities of companies listed on a national securities exchange with a market capitalization of \$250 million or more, certain high yield bonds and other instruments or assets (including consumer and commercial loans). Many of these opportunities may be required to be offered to, or may be otherwise suitable for, other TPG funds or investment vehicles, including TSSP funds and investment vehicles, in which case the scope of opportunities otherwise available to us may be adversely affected or reduced. In the event that TSSP or TPG are not required to, and otherwise determine not to, direct these investment opportunities to an affiliated fund, we may be permitted to take them. The decision to allocate an opportunity as between us and other TSSP and TPG vehicles will take into account various factors that TSSP, TPG and our Adviser deem appropriate.

Our Adviser and its affiliates may face conflicts in allocating investment opportunities between us and other TSSP and TPG entities. It is possible that we may not be given the opportunity to participate in certain investments made by TSSP or TPG vehicles that would otherwise be suitable for us. For example, TSSP has organized a separate investment vehicle, TSL Europe, aimed specifically at European middle-market loan originations and may in the future organize vehicles aimed at other loan origination opportunities outside our primary focus.

See “Related-Party Transactions and Certain Relationships.”

### **Exemptive Relief**

On December 16, 2014, we were granted an exemptive relief order from the SEC that, if certain conditions are met, allows us to co-invest with affiliates of TSSP and TPG in middle-market loan origination activities for companies domiciled in the United States and certain “follow-on” investments in companies in which we have already co-invested pursuant to the order and remain invested. Pursuant to the exemptive relief order, to the extent the size of an investment opportunity exceeds the amount our Adviser has independently determined is appropriate for us to invest, our affiliates may be able to co-invest with us, subject to the approval of a majority of our Independent Directors. We believe our ability to co-invest with TSSP and TPG affiliates will be particularly useful where we identify larger capital commitments than otherwise would be appropriate for us. We expect that with the ability to co-invest with TSSP and TPG affiliates we will be able to provide “one-stop” financing to a potential portfolio company in these circumstances, which may allow us to capture opportunities where we alone could not commit the full amount of required capital or would have to spend additional time to locate unaffiliated co-investors.

See “Related-Party Transactions and Certain Relationships—Exemptive Relief.”

### **Stock Repurchase Plan**

On November 3, 2014, our Board of Directors approved a stock repurchase plan, which we refer to as the Company 10b5-1 Plan, to acquire up to \$50 million in the aggregate of our common stock at prices below our net asset value per share, in accordance with the guidelines specified in Rule 10b-18 and Rule 10b5-1 of the Exchange Act. We put the Company 10b5-1 Plan in place because we believe that, in the current market conditions, if our common stock is trading below our then-current net asset value, it is in the best interest of our stockholders for us to reinvest in our portfolio and increase our leverage ratio through share repurchases.

The Company 10b5-1 Plan is designed to allow us to repurchase our common stock at times when we otherwise might be prevented from doing so under insider trading laws. The Company 10b5-1 Plan requires Goldman, Sachs & Co., as our agent, to repurchase shares of common stock on our behalf when the market price per share is below the most recently reported net asset value per share (including any updates, corrections or adjustments publicly announced by us to any previously announced net asset value per share). Under the Company 10b5-1 Plan, the agent will increase the volume of purchases made as the price of our common stock declines, subject to volume restrictions. The timing and amount of any stock repurchases depend on the terms and conditions of the Company 10b5-1 Plan, the market price of the common stock and trading volumes, and no assurance can be given that any particular amount of common stock will be repurchased.

The purchase of shares pursuant to the Company 10b5-1 Plan is intended to satisfy the conditions of Rule 10b5-1 and Rule 10b-18 under the Exchange Act, and will otherwise be subject to applicable law, including Regulation M, which may prohibit purchases under certain circumstances.

Unless extended or terminated by the Board, the Company 10b5-1 Plan will be in effect through the earlier of June 30, 2015 or such time as the approved \$50 million repurchase amount has been fully utilized, subject to certain conditions. As of March 31, 2015, no shares had been repurchased under the Company 10b5-1 Plan.

### **Summary of Risk Factors**

Potential investors should be aware that an investment in our securities involves risk. We cannot assure you that our objectives will be achieved or guarantee a return on invested capital. In addition, there will be occasions when the Adviser and its affiliates may encounter potential conflicts of interest. See “Risk Factors” for a description of these and other risks relating to our business and investments in our securities, including that:

- we are dependent upon management personnel of the Adviser, TSSP, TPG and their affiliates for our future success;
- regulations governing our operation as a BDC affect our ability to, and the way in which we, raise additional capital;
- we borrow money, which magnifies the potential for gain or loss and increases the risk of investing in us;
- our indebtedness could adversely affect our business, financial conditions or results of operations;
- pending legislation may allow us to incur additional leverage;
- we operate in a highly competitive market for investment opportunities;
- if we are unable to source investments, access financing or manage future growth effectively, we may be unable to achieve our investment objective;
- even in the event the value of your investment declines, the Management Fee and, in certain circumstances, the Incentive Fee will still be payable to the Adviser;
- to the extent that we do not realize income or choose not to retain after-tax realized net capital gains, we will have a greater need for additional capital to fund our investments and operating expenses;
- we will be subject to corporate-level U.S. federal income tax if we are unable to maintain our qualification as a RIC under Subchapter M of the Code, including as a result of our failure to satisfy the RIC distribution requirements;
- our Adviser and its affiliates, officers and employees may face certain conflicts of interest;
- our Adviser can resign on 60 days’ notice and we may not be able to find a suitable replacement within that time, resulting in a disruption in our operations and a loss of the benefits from our relationship with TSSP and TPG;
- prior to our incorporation, the Adviser and its management had no prior experience managing a BDC or a RIC;
- any failure to maintain our status as a BDC would reduce our operating flexibility;
- we incur significant costs as a result of being a publicly traded company;
- cybersecurity risks and cyber incidents may adversely affect our business by causing a disruption to our operations, a compromise or corruption of our confidential information and/or damage to our business relationships, all of which could negatively impact our business, results of operations or financial condition;

- we are highly dependent on information systems and systems failures could significantly disrupt our business, which may, in turn, negatively affect the market price of our common stock and our ability to pay dividends;
- our Board may change our investment objective, operating policies and strategies without prior notice or stockholder approval;
- changes in laws or regulations governing our operations may adversely affect our business;
- our investments are very risky and highly speculative;
- the value of most of our portfolio securities will not have a readily available market price and we value these securities at fair value as determined in good faith by our Board, which valuation is inherently subjective, may not reflect what we may actually realize for the sale of the investment and could result in a conflict of interest with the Adviser;
- the lack of liquidity in our investments may adversely affect our business;
- because we generally do not hold controlling interests in our portfolio companies, we may not be in a position to exercise control over those portfolio companies or prevent decisions by management of those portfolio companies that could decrease the value of our investments;
- we are exposed to risks associated with changes in interest rates;
- by originating loans to companies that are experiencing significant financial or business difficulties, we may be exposed to distressed lending risks;
- our portfolio companies in some cases may incur debt or issue equity securities that rank equally with, or senior to, our investments in those companies;
- our ability to enter into transactions with our affiliates is restricted;
- our investments in foreign companies may involve significant risks in addition to the risks inherent in U.S. investments;
- unless Congress renews certain exemptions that expired for taxable years commencing after December 31, 2014, certain dividend distributions we make to certain non-U.S. stockholders will be subject to U.S. withholding tax;
- if we are not treated as a publicly offered regulated investment company, certain U.S. stockholders will be treated as having received a dividend from us in the amount of such U.S. stockholders' allocable share of the Management and Incentive Fees paid to our investment adviser and certain of our other expenses, and these fees and expenses will be treated as miscellaneous itemized deductions of such U.S. stockholders;
- there is a risk that investors in our common stock may not receive dividends or that our dividends may not grow over time; and
- the market price of our common stock may fluctuate significantly.

#### **Corporate Information**

Our principal executive offices are located at 301 Commerce Street, Suite 3300, Fort Worth, TX 76102 and our telephone number is (817) 871-4000. Our corporate website is located at <http://www.tpgspecialtylending.com>. Information on our website is not incorporated into or a part of this prospectus.



## THE OFFERING

We may offer, from time to time, in one or more offerings or series, up to \$750 million of our common stock, preferred stock, debt securities, subscription rights to purchase shares of our common stock; or warrants representing rights to purchase shares of our common stock, preferred stock or debt securities, on terms to be determined at the time of the offering. We will offer our securities at prices and on terms to be set forth in one or more supplements to this prospectus. The offering price per share of our common stock, less any underwriting commissions or discounts, generally will not be less than the net asset value per share of our common stock at the time of an offering. However, we may issue shares of our common stock pursuant to this prospectus at a price per share that is less than our net asset value per share (a) in connection with a rights offering to our existing stockholders, (b) with the prior approval of the majority of our outstanding voting securities or (c) under such other circumstances as the SEC may permit. Any such issuance of shares of our common stock below net asset value may be dilutive to the net asset value of our common stock. See “Risk Factors—Risks Related to Offerings Pursuant to this Prospectus.”

We may offer our securities directly to one or more purchasers, including existing stockholders in a rights offering by us, through agents that we designate from time to time or to or through underwriters or dealers. The prospectus supplement relating to each offering will identify any agents or underwriters involved in the sale of our securities, and will set forth any applicable purchase price, fee, commission or discount arrangement between us and the agents or underwriters or among the underwriters or the basis upon which such amount may be calculated. See “Plan of Distribution.” We may not sell any of the securities pursuant to this registration statement through agents, underwriters or dealers without delivery of this prospectus and a prospectus supplement describing the method and terms of the offering of our securities.

Set forth below is additional information regarding offerings of our securities:

### **Use of Proceeds**

Unless otherwise specified in a prospectus supplement, we intend to use the net proceeds from the sale of our securities for general corporate purposes, which may include, among other things, investing in portfolio companies in accordance with our investment objective and repaying indebtedness (which will be subject to reborrowing).

Each supplement to this prospectus relating to an offering will more fully identify the use of the proceeds from such offering. See “Use of Proceeds.”

### **Symbol on the NYSE**

“TSLX”

### **Distributions**

To the extent we have earnings available for distribution, we expect to continue distributing quarterly dividends to our stockholders. The specific tax characteristics of our distributions will be reported to stockholders after the end of the calendar year. Future quarterly dividends, if any, will be determined by our Board. See “Price Range of Common Stock and Distributions.”

To maintain our tax treatment as a RIC, we must make certain distributions. See “Material U.S. Federal Income Tax Considerations—Regulated Investment Company Classification.”

**Anti-Takeover Provisions**

Our Board is divided into three classes of directors serving staggered three-year terms. This structure is intended to provide us with a greater likelihood of continuity of management, which may be necessary for us to realize the full value of our investments. A staggered board of directors also may serve to deter hostile takeovers or proxy contests, as may certain other measures adopted by us. See “Description of Our Capital Stock—Anti-Takeover Provisions.”

**Taxation**

We have elected to be treated as a RIC for U.S. federal income tax purposes. Our status as a RIC will enable us to deduct qualifying distributions to our stockholders, so that we will be subject to corporate-level U.S. federal income taxation only in respect of earnings that we retain and do not distribute.

To maintain our status as a RIC and to avoid being subject to corporate-level U.S. federal income taxation on our earnings, we must, among other things:

- maintain our election under the 1940 Act to be treated as a BDC;
- derive in each taxable year at least 90% of our gross income from dividends, interest, gains from the sale or other disposition of stock or securities and other specified categories of investment income; and
- maintain diversified holdings.

In addition, we must distribute (or be treated as distributing) in each taxable year dividends for tax purposes equal to at least 90% of our investment company taxable income and net tax-exempt income for that taxable year.

As a RIC, we generally will not be subject to corporate-level U.S. federal income tax on our investment company taxable income and net capital gains that we distribute to stockholders. If we fail to distribute our investment company taxable income or net capital gains on a timely basis, we will be subject to a nondeductible 4% U.S. federal excise tax. We can be expected to carry forward investment company taxable income in excess of current year distributions into the next tax year and pay a 4% excise tax on such income. We elected to retain a portion of income and capital gains for the three months ended March 31, 2015 and the calendar years ended December 31, 2014 and 2013 and we recorded a net expense of \$0.3 million, \$1.1 million and \$0.2 million, respectively, for U.S. federal excise tax as a result. Any carryover of investment company taxable income or net capital gains must be timely declared and distributed as a dividend in the taxable year following the taxable year in which the income or gains were earned. See “Price Range of Common Stock and Distributions” and “Material U.S. Federal Income Tax Considerations.”

<b>Leverage</b>	<p>As a BDC, we are permitted under the 1940 Act to borrow funds or issue senior securities to finance a portion of our investments. As a result, we are exposed to the risks of leverage, which may be considered a speculative investment technique.</p> <p>Leverage increases the potential for gain and loss on amounts invested and, as a result, increases the risks associated with investing in our securities. With certain limited exceptions, we currently are only allowed to borrow amounts, including by issuing debt securities or preferred stock, where our asset coverage, as defined in the 1940 Act, equals at least 200% after the borrowing. The costs associated with our borrowings, including any increase in the fees payable to the Adviser, are borne by our stockholders. See “Regulation.”</p>
<b>Dividend Reinvestment Plan</b>	<p>We have adopted a dividend reinvestment plan for our stockholders, which is an “opt out” dividend reinvestment plan. Under this plan, if we declare a cash dividend or other distribution, our stockholders who have not elected to “opt out” of our dividend reinvestment plan will have their cash distribution automatically reinvested in additional shares of our common stock, rather than receiving the cash distribution. If a stockholder elects to “opt out,” that stockholder will receive cash dividends or other distributions.</p> <p>Stockholders who receive dividends and other distributions in the form of shares of common stock generally are subject to the same U.S. federal tax consequences as stockholders who elect to receive their distributions in cash; however, since their cash dividends will be reinvested, those stockholders will not receive cash with which to pay any applicable taxes on reinvested dividends. See “Dividend Reinvestment Plan.”</p>
<b>Management Arrangements</b>	<p>Our Adviser serves as our investment adviser and our administrator. For a description of our Adviser and TPG and our contractual arrangements with these companies, see “Management and Other Agreements.”</p>
<b>Trading at a Discount</b>	<p>Shares of closed-end investment companies, including BDCs, frequently trade at a discount to their net asset value. We are not generally able to issue and sell our common stock at a price below our net asset value per share except (a) in connection with a rights offering to our existing stockholders, (b) with the prior approval of the majority of our outstanding voting securities or (c) under such other circumstances as the SEC may permit. The risk that our shares may trade at a discount to our net asset value is separate and distinct from the risk that our net asset value per share may decline. We cannot predict whether our shares will trade above, at or below net asset value. See “Risk Factors—Risks Related to Offerings Pursuant to This Prospectus.”</p>

**Available Information**

We have filed with the SEC a registration statement on Form N-2, of which this prospectus is a part, under the Securities Act. This registration statement contains additional information about us and the securities being offered by this prospectus. We are also required to file periodic reports, current reports, proxy statements and other information with the SEC. This information is available at the SEC's public reference room at 100 F Street, N.E., Washington, D.C. 20549 and on the SEC's website at <http://www.sec.gov>. Information on the operation of the SEC's public reference room may be obtained by calling the SEC at 1 (800) SEC-0330.

We maintain a website at <http://www.tpgspecialtylending.com> and make all of our periodic and current reports, proxy statements and other information available, free of charge, on or through our website. Information on our website is not incorporated into or part of this prospectus. You may also obtain such information free of charge by contacting us in writing at 345 California Street, Suite 3300, San Francisco, CA 94104, Attention: TSLX Investor Relations, or by emailing us at [IRTSL@tpg.com](mailto:IRTSL@tpg.com).

## FEES AND EXPENSES

The following table is intended to assist you in understanding the costs and expenses that an investor in our common stock will bear directly or indirectly in the twelve months after the date of this prospectus, based on the assumptions set forth below. We caution you that some of the percentages indicated in the table below are estimates and may vary. The following table should not be considered a representation of our future expenses, which may be greater or less than shown. Future expenses will depend on many factors, including our use of leverage, which may vary periodically depending on market conditions, our portfolio composition and our Adviser's assessment of risks and returns. However, our total borrowings are limited so that our asset coverage ratio cannot fall below 200%, as defined in the 1940 Act. Except where the context suggests otherwise, whenever this prospectus contains a reference to fees or expenses paid by "us," the "Company" or "TPG Specialty Lending" or says that "we" will pay fees or expenses, stockholders will indirectly bear these fees or expenses as investors in TPG Specialty Lending, Inc.

<b>Stockholder transaction expenses (as a percentage of offering price):</b>	
Sales load	— <sup>(1)</sup>
Offering expenses	— <sup>(2)</sup>
Dividend reinvestment plan expenses	None <sup>(3)</sup>
<b>Estimated annual expenses (as a percentage of net assets attributable to common stock):<sup>(4)</sup></b>	
Management Fee payable under the Investment Advisory Agreement	2.19% <sup>(5)</sup>
Incentive Fee payable under the Investment Advisory Agreement	2.56% <sup>(6)</sup>
Interest payments on borrowed funds	1.19% <sup>(7)</sup>
Other expenses	<u>1.21%<sup>(8)</sup></u>
Total annual expenses	<u>7.15%<sup>(9)</sup></u>

- (1) In the event that the securities to which this prospectus relates are sold to or through underwriters, a corresponding prospectus supplement will disclose the applicable sales load (underwriting discount or commission).
- (2) The related prospectus supplement will disclose the estimated amount of offering expenses, the offering price and the offering expenses borne by us as a percentage of the offering price.
- (3) The expenses of the dividend reinvestment plan are included in "Other expenses" in the table above. For additional information, see "Dividend Reinvestment Plan."
- (4) The net assets attributable to common stock used to calculate the percentages in this table reflect our net assets of \$835.4 million as of December 31, 2014.
- (5) The Management Fee is 1.5% of the average value of our gross assets (including cash and cash equivalents and assets purchased with borrowed amounts) using the values at the end of the two most recently completed calendar quarters, adjusted for any share issuances or repurchases during the period. We may from time to time decide it is appropriate to change the terms of our Investment Advisory Agreement. Under the 1940 Act, any material change to our Investment Advisory Agreement must be submitted to stockholders for approval. See "Management and Other Agreements—Investment Advisory Agreement; Administration Agreement; License Agreement."  
The Management Fee reflected in the table is calculated by determining the ratio that the Management Fee for the year ended December 31, 2014 bears to our net assets attributable to common stock (rather than our gross assets).

- (6) We may have capital gains and interest income that could result in the payment of an Incentive Fee to the Adviser in the twelve months after the date of this prospectus. The Incentive Fee payable in the example below is based upon our actual results for the year ended December 31, 2014 as if they had occurred following our initial public offering, or IPO, and assumes that the Incentive Fee is 17.5% for all relevant periods. However, the Incentive Fee payable to the Adviser is based on our performance and will not be paid unless we achieve certain goals.

The Incentive Fee consists of two parts:

The first component, payable at the end of each quarter in arrears, equals 100% of the pre-Incentive Fee net investment income in excess of a 1.5% quarterly “hurdle rate” until the Adviser has received 17.5% of the total pre-Incentive Fee net investment income for that quarter and, for pre-Incentive Fee net investment income in excess of 1.82% quarterly, 17.5% of all remaining pre-Incentive Fee net investment income for that quarter.

The second component, which we refer to as the Capital Gains Incentive Fee, payable at the end of each fiscal year in arrears, equaled 15% through March 31, 2014, and beginning April 1, 2014, equals a weighted percentage of cumulative realized capital gains from our inception to the end of that fiscal year, less cumulative realized capital losses and unrealized capital depreciation and net of the aggregate amount of any previously paid Capital Gains Incentive Fee for prior periods. We accrue, but do not pay, a Capital Gains Incentive Fee with respect to unrealized appreciation because a Capital Gains Incentive Fee would be owed to the Adviser if we were to sell the relevant investment and realize a capital gain.

See “Management and Other Agreements—Investment Advisory Agreement; Administration Agreement; License Agreement.”

- (7) Interest payments on borrowed funds is based on our interest expense for the year ended December 31, 2014 under our credit facilities excluding fees (such as fees on undrawn amounts and amortization of upfront fees), and including the swap-adjusted interest expense related to our Convertible Senior Notes due 2019, or the Convertible Senior Notes. This item is based on the assumption that our borrowings and interest costs after an offering will remain similar to those prior to such offering. We may borrow additional funds from time to time to make investments to the extent we determine that the economic situation is conducive to doing so. Our stockholders indirectly bear the costs of borrowings under any debt instruments we may enter into.
- (8) Includes our overhead expenses, such as payments under the Administration Agreement for certain expenses incurred by the Adviser, and excise taxes. See “Management and Other Agreements—Investment Advisory Agreement; Administration Agreement; License Agreement.” The expenses in this table are based on our actual other expenses and excise taxes for the year ended December 31, 2014.
- (9) Estimated.

**Example**

The following example demonstrates the projected dollar amount of total cumulative expenses over various periods with respect to a hypothetical investment in our common stock. In calculating the following expense amounts, we have assumed we would have no additional leverage and that our annual operating expenses would remain at the levels set forth in the table above. The Incentive Fee payable in the example below assumes that the Incentive Fee is 17.5% for all relevant periods. Transaction expenses are not included in the following example. In the event that shares to which this prospectus relates are sold to or through underwriters, a corresponding prospectus supplement will restate this example to reflect the applicable sales load and offering expenses.

	<u>1 year</u>	<u>3 years</u>	<u>5 years</u>	<u>10 years</u>
You would pay the following expenses on a \$1,000 common stock investment, assuming a 5% annual return from realized capital gains	\$ 72	\$ 210	\$ 343	\$ 650

The foregoing table is to assist you in understanding the various costs and expenses that an investor in our common stock will bear directly or indirectly. While the example assumes, as required by the SEC, a 5% annual return, our performance will vary and may result in a return greater or less than 5%. Because the income portion of the Incentive Fee under the Investment Advisory Agreement is unlikely to be significant assuming a 5% annual return, the example assumes that the 5% annual return will be generated entirely through the realization of capital gains on our assets and, as a result, will trigger the payment of the capital gains portion of the Incentive Fee under the Investment Advisory Agreement. The income portion of the Incentive Fee under the Investment Advisory Agreement, which, assuming a 5% annual return, would either not be payable or have an immaterial impact on the expense amounts shown above, is not included in the example. If we achieve sufficient returns on our investments, including through the realization of capital gains, to trigger an Incentive Fee of a material amount, our expenses, and returns to our investors, would be higher. In addition, while the example assumes reinvestment of all dividends and distributions at net asset value, under certain circumstances, reinvestment of dividends and other distributions under our dividend reinvestment plan may occur at a price per share that differs from net asset value. See “Dividend Reinvestment Plan” for additional information regarding our dividend reinvestment plan.

This example and the expenses in the table above should not be considered a representation of our future expenses, and actual expenses (including the cost of debt, if any, and other expenses) may be greater or less than those shown.

## SELECTED FINANCIAL DATA AND OTHER INFORMATION

You should read the following selected consolidated historical financial data below in conjunction with the section entitled “Management’s Discussion and Analysis of Financial Condition and Results of Operations” and our consolidated financial statements, related notes and other financial information included in this prospectus. The selected financial data in this section is not intended to replace the consolidated financial statements and is qualified in its entirety by our consolidated financial statements and related notes included in this prospectus.

We derived the selected consolidated financial data for the years ended December 31, 2014, 2013 and 2012 from our audited consolidated financial statements and related notes, which are included elsewhere in this prospectus. We derived the selected consolidated financial data for the year ended December 31, 2011 from our audited consolidated financial statements and related notes, which are not included in this prospectus. We derived the selected consolidated financial data for the three months ended March 31, 2015 and March 31, 2014 from our unaudited interim consolidated financial statements and related notes, which are included elsewhere in this prospectus.

	Three Months Ended		Year Ended			
	March 31, 2015	March 31, 2014	December 31, 2014	December 31, 2013	December 31, 2012	December 31, 2011
(\$ in millions, except per share amounts)						
<b>Consolidated Statements of Operations Data:</b>						
<b>Income</b>						
Total Investment Income	\$ 37.7	\$ 33.5	\$ 163.3	\$ 92.6	\$ 51.0	\$ 5.3
<b>Expenses</b>						
Net Expenses	16.6	12.3	57.7	34.9	22.9	6.8
Net Investment Income (Loss) Before Income Taxes	\$ 21.1	\$ 21.2	\$ 105.6	\$ 57.7	\$ 28.1	\$ (1.5)
Net Investment Income (Loss)	20.8	21.2	104.4	57.5	28.0	(1.5)
Total Net Change in Unrealized Gain (Loss)	1.6	5.7	(17.7)	8.4	7.2	2.3
Total Net Realized Gain (Loss)	2.1	(1.6)	(1.7)	1.1	4.4	—
Increase in Net Assets Resulting from Operations	\$ 24.5	\$ 25.3	\$ 85.0	\$ 67.0	\$ 39.6	\$ 0.8
Earnings per common share—basic and diluted <sup>(1)(2)</sup>	\$ 0.45	\$ 0.61	\$ 1.68	\$ 1.93	\$ 1.93	\$ 0.24

	Three Months Ended		Year Ended			
	March 31, 2015	March 31, 2014	December 31, 2014	December 31, 2013	December 31, 2012	December 31, 2011
(\$ in millions, except per share amounts)						
<b>Consolidated Balance Sheet Data:</b>						
Cash and cash equivalents		\$3.3	\$ 2.4	\$ 3.5	\$ 161.8	\$ 143.7
Investments at fair value	\$ 1,331.0		\$ 1,263.5	\$ 1,016.5	\$ 653.9	\$ 184.3
Total assets	\$1,373.8		\$ 1,303.7	\$ 1,039.2	\$ 833.1	\$ 332.2
Total debt		\$485.2	\$ 395.9	\$ 432.3	\$ 331.8	\$ 155.0
Total liabilities		\$532.2	\$ 468.3	\$ 464.5	\$ 353.3	\$ 159.2
Total net assets	\$841.5		\$ 835.4	\$ 574.7	\$ 479.8	\$ 173.1
Net asset value per share <sup>(1)</sup>		\$15.60	\$ 15.53	\$ 15.52	\$ 15.19	\$ 14.71



## Table of Contents

(\$ in millions, except per share amounts)	Three Months Ended	Year Ended			
	March 31, 2015	December 31, 2014	December 31, 2013	December 31, 2012	December 31, 2011
<b>Other Data:</b>					
Number of portfolio companies at period end	35	34	27	21	7
Dividends declared per share <sup>(1)</sup>	\$ 0.39	\$ 1.53	\$ 1.56	\$ 1.17	\$ 0.06
Total return based on net asset value <sup>(3)</sup>	3.0%	9.9%	12.4%	11.3%	n.m.
Weighted average yield of debt and income-producing securities at fair value <sup>(4)</sup>	10.4%	10.3%	10.4%	10.6%	11.4%
Weighted average yield of debt and income-producing securities at amortized cost <sup>(4)</sup>	10.3%	10.3%	10.6%	10.7%	11.5%
Fair value of debt investments as a percentage of principal	98.5%	98.2%	99.8%	98.9%	99.6%
Weighted average fair value of debt investments as a percentage of call price	95.0%	93.4%	94.9%	93.9%	96.6%

- (1) The indicated amounts for periods prior to December 3, 2013 have been retroactively adjusted for the stock split, which was effected in the form of a stock dividend. See Note 9 of our audited consolidated financial statements included in this prospectus.
- (2) Earnings per common share is based on weighted average shares of common stock outstanding during the period.
- (3) U.S. Generally Accepted Accounting Principles, or U.S. GAAP, requires that total return be calculated as the change in net asset value per share during the period plus declared dividends per share, divided by the beginning net asset value per share. For the year ended December 31, 2011, calculating total return in such a manner does not adjust for the effect of the initial seed funding as part of our formation (at \$1 per share) and accordingly the information is not meaningful. Excluding the effect of the initial seed funding, total return for the period July 1, 2011 through December 31, 2011 would be (1.58%). Our total return set forth in the table above for the years ended December 31, 2014, 2013, 2012 and 2011 reflects the Adviser's waiver of its right to receive a portion of the Management Fee prior to our IPO. Following the IPO, the Adviser does not intend to waive its right to receive the full Management Fee and accordingly, we will be required to pay the full amount of the Management Fee. The Management Fee, excluding the effects of the waiver, would have been \$18.3 million, \$13.4 million, \$8.9 million and \$1.6 million for the years ended December 31, 2014, 2013, 2012 and 2011, respectively.
- (4) Weighted average yield on debt and income-producing securities at fair value is computed as (a) the annual stated interest rate or yield earned plus additional interest, if any, as a result of arrangements between us and other lenders in any syndication plus the net annual amortization of original issue discount and market discount earned on accruing debt and income-producing securities, divided by (b) total debt and income-producing securities at fair value. Weighted average yield on debt and income-producing securities at amortized cost is computed as (a) the annual stated interest rate or yield earned plus additional interest, if any, as a result of arrangements between us and other lenders in any syndication plus the net annual amortization of original issue discount and market discount earned on accruing debt and income-producing securities, divided by (b) total debt and income-producing securities at amortized cost.

**SELECTED QUARTERLY FINANCIAL DATA**  
**(Unaudited)**  
**(dollar amounts in thousands, except per share data)**

	2015			
	Q4	Q3	Q2	Q1
Investment Income	—	—	—	\$37,730
Net Expenses	—	—	—	\$16,638
Net Investment Income	—	—	—	\$20,787
Total Unrealized and Realized Gains (Losses)	—	—	—	\$ 3,681
Increase in Net Assets Resulting from Operations	—	—	—	\$24,468
Net Asset Value per Share as of the End of the Quarter	—	—	—	\$ 15.60
	2014			
	Q4	Q3	Q2	Q1
Investment Income	\$ 45,778	\$38,404	\$45,657	\$33,481
Net Expenses	\$ 15,094	\$15,288	\$15,999	\$12,230
Net Investment Income	\$ 30,684	\$23,116	\$29,433	\$21,242
Total Unrealized and Realized Gains (Losses)	\$(16,879)	\$ (4,513)	\$ (2,139)	\$ 4,106
Increase in Net Assets Resulting from Operations	\$ 13,805	\$18,603	\$27,294	\$25,348
Net Asset Value per Share as of the End of the Quarter	\$ 15.53	\$ 15.66	\$ 15.70	\$ 15.51
	2013			
	Q4	Q3	Q2	Q1
Investment Income	\$ 27,569	\$23,298	\$20,940	\$20,802
Net Expenses	\$ 10,576	\$ 8,713	\$ 8,123	\$ 7,696
Net Investment Income	\$ 16,993	\$14,585	\$12,817	\$13,106
Total Unrealized and Realized Gains	\$ 4,063	\$ 1,674	\$ 1,391	\$ 2,355
Increase in Net Assets Resulting from Operations	\$ 21,056	\$16,259	\$14,208	\$15,461
Net Asset Value per Share as of the End of the Quarter	\$ 15.52	\$ 15.35 <sup>(1)</sup>	\$ 15.29 <sup>(1)</sup>	\$ 15.27 <sup>(1)</sup>

- (1) As further described in Note 9 to our audited financial statements, the indicated amounts for periods prior to December 3, 2013 have been retroactively adjusted for the stock split which was effected in the form of a stock dividend.

## RISK FACTORS

*Investing in our securities involves a number of significant risks. Before you invest in our securities, you should be aware of various risks associated with the investment, including those described below. You should carefully consider these risk factors, together with all of the other information included in this prospectus and any accompanying prospectus supplement, before you decide whether to make an investment in our securities. The risks set out below are not the only risks we face. Additional risks and uncertainties not presently known to us or not presently deemed material by us may also impair our operations and performance. If any of the following events occur, our business, financial condition and results of operations could be materially and adversely affected. In such case, our net asset value and the trading price of our securities could decline, and you may lose all or part of your investment.*

### **Risks Related to Our Business and Structure**

***We are dependent upon management personnel of the Adviser, TSSP, TPG and their affiliates for our future success.***

We depend on the experience, diligence, skill and network of business contacts of senior members of our Investment Team. Our Investment Team, together with other professionals at TSSP and TPG and their affiliates, identifies, evaluates, negotiates, structures, closes, monitors and manages our investments. Our success will depend to a significant extent on the continued service and coordination of the senior members of our Investment Team. The senior members of our Investment Team are not contractually restricted from leaving the Adviser. The departure of any of these key personnel, including members of our Adviser's Investment Review Committee, could have a material adverse effect on us.

In addition, we cannot assure you that the Adviser will remain our investment adviser or that we will continue to have access to TSSP, TPG or their investment professionals. The Investment Advisory Agreement may be terminated by either party without penalty on 60 days' written notice to the other party. The holders of a majority of our outstanding voting securities may also terminate the Investment Advisory Agreement without penalty on 60 days' written notice.

***Regulations governing our operation as a BDC affect our ability to, and the way in which we, raise additional capital.***

The 1940 Act imposes numerous constraints on the operations of BDCs. See "Regulation" for a discussion of BDC limitations. For example, BDCs are required to invest at least 70% of their total assets in securities of nonpublic or thinly traded U.S. companies, cash, cash equivalents, U.S. government securities and other high-quality debt investments that mature in one year or less. These constraints may hinder the Adviser's ability to take advantage of attractive investment opportunities and to achieve our investment objective.

Regulations governing our operation as a BDC affect our ability to raise additional capital, and the ways in which we can do so. Raising additional capital may expose us to risks, including the typical risks associated with leverage, and may result in dilution to our current stockholders. The 1940 Act limits our ability to incur borrowings and issue debt securities and preferred stock, which we refer to as senior securities, requiring that after any borrowing or issuance the ratio of total assets (less total liabilities other than indebtedness) to total indebtedness plus preferred stock, is at least 200%. Consequently, if the value of our assets declines, we may be required to sell a portion of our investments and, depending on the nature of our leverage, repay a portion of our indebtedness at a time when this may be disadvantageous. Also, any amounts that we use to service our indebtedness would not be available for distributions to our common stockholders. If we borrow money or issue senior securities, we will be exposed to typical risks associated with leverage, including an increased risk of loss.

## [Table of Contents](#)

If we issue preferred stock, the preferred stock would rank senior to common stock in our capital structure. Preferred stockholders would have separate voting rights on certain matters and may have other rights, preferences or privileges more favorable than those of our common stockholders. The issuance of preferred stock could have the effect of delaying, deferring or preventing a transaction or a change of control that might involve a premium price for holders of our common stock or otherwise be in your best interest. Holders of our common stock will directly or indirectly bear all of the costs associated with offering and servicing any preferred stock that we issue. In addition, any interests of preferred stockholders may not necessarily align with the interests of holders of our common stock and the rights of holders of shares of preferred stock to receive dividends would be senior to those of holders of shares of our common stock.

Our Board may decide to issue additional common stock to finance our operations rather than issuing debt or other senior securities. However, we generally are not able to issue and sell our common stock at a price below net asset value per share. We may, however, elect to issue and sell our common stock, or warrants, options or rights to acquire our common stock, at a price below the then-current net asset value of our common stock if our Board determines that the sale is in our best interests and the best interests of our stockholders, and our stockholders have approved our policy and practice of making these sales within the preceding 12 months. We may in the future seek such approval; however, there is no assurance such approval will be obtained. In any such case, the price at which our securities are to be issued and sold may not be less than a price that, in the determination of our Board, closely approximates the market value of those securities (less any distribution commission or discount). In the event we sell shares of our common stock at a price below net asset value per share, existing stockholders will experience net asset value dilution. This dilution would occur as a result of the sale of shares at a price below the then current net asset value per share of our common stock and would cause a proportionately greater decrease in the stockholders' interest in our earnings and assets and their voting interest in us than the increase in our assets resulting from such issuance. As a result of any such dilution, our market price per share may decline. Because the number of shares of common stock that could be so issued and the timing of any issuance is not currently known, the actual dilutive effect cannot be predicted.

In addition to issuing securities to raise capital as described above, we could securitize our investments to generate cash for funding new investments. To securitize our investments, we likely would create a wholly owned subsidiary, contribute a pool of loans to the subsidiary and have the subsidiary issue primarily investment grade debt securities to purchasers who we would expect would be willing to accept a substantially lower interest rate than the loans earn. We would retain all or a portion of the equity in the securitized pool of loans. Our retained equity would be exposed to any losses on the portfolio of investments before any of the debt securities would be exposed to the losses. An inability to successfully securitize our investment portfolio could limit our ability to grow or fully execute our business and could adversely affect our earnings, if any. The successful securitization of our investment could expose us to losses because the portions of the securitized investments that we would typically retain tend to be those that are riskier and more apt to generate losses. The 1940 Act also may impose restrictions on the structure of any securitization. In connection with any future securitization of investments, we may incur greater set-up and administration fees relating to such vehicles than we have in connection with financing of our investments in the past. See "Risks Related to Our Portfolio Company Investments—We may securitize certain of our investments, which may subject us to certain structured financing risks."

### ***We borrow money, which magnifies the potential for gain or loss and increases the risk of investing in us.***

As part of our business strategy, we borrow from and may in the future issue additional senior debt securities to banks, insurance companies and other lenders. Holders of these loans or senior securities would have fixed-dollar claims on our assets that are superior to the claims of our stockholders. If the value of our assets decreases, leverage will cause our net asset value to decline more sharply than it otherwise would have without leverage. Similarly, any decrease in our income would cause our net income to decline more sharply than it would have if we had not borrowed. This decline could negatively affect our ability to make dividend payments on our common stock. Our ability to service our borrowings depends largely on our financial performance and is

## [Table of Contents](#)

subject to prevailing economic conditions and competitive pressures. In addition, the Management Fee is payable based on our gross assets, including cash and assets acquired through the use of leverage, which may give our Adviser an incentive to use leverage to make additional investments. See “—Even in the event the value of your investment declines, the Management Fee and, in certain circumstances, the Incentive Fee will still be payable to the Adviser.” The amount of leverage that we employ will depend on our Adviser’s and our Board’s assessment of market and other factors at the time of any proposed borrowing. We cannot assure you that we will be able to obtain credit at all or on terms acceptable to us.

Our credit facilities also impose financial and operating covenants that restrict our business activities, remedies on default and similar matters. As of March 31, 2015, we are in compliance with the covenants of our credit facilities. However, our continued compliance with these covenants depends on many factors, some of which are beyond our control. Accordingly, although we believe we will continue to be in compliance, we cannot assure you that we will continue to comply with the covenants in our credit facilities. Failure to comply with these covenants could result in a default. If we were unable to obtain a waiver of a default from the lenders or holders of that indebtedness, as applicable, those lenders or holders could accelerate repayment under that indebtedness. An acceleration could have a material adverse impact on our business, financial condition and results of operations. Lastly, we may be unable to obtain additional leverage, which would, in turn, affect our return on capital.

As of March 31, 2015, we had \$488.2 million of outstanding indebtedness, which had an annualized interest cost of 2.5% under the terms of our debt, excluding fees (such as fees on undrawn amounts and amortization of upfront fees) and giving effect to the swap-adjusted interest rate on our Convertible Senior Notes. As of March 31, 2015, the interest rate on our Convertible Senior Notes, as adjusted to give effect to the interest rate swap, was three-month London Interbank Offered Rate, or LIBOR, plus 286 basis points. For us to cover these annualized interest payments on indebtedness, we must achieve annual returns on our investments of at least 0.9%. Since we generally pay interest at a floating rate on our debt, an increase in interest rates will generally increase our borrowing costs. We expect that our annualized interest cost and returns required to cover interest will increase if we issue additional debt securities.

In order to assist investors in understanding the effects of leverage, the following table illustrates the effect of leverage on returns from an investment in our common stock assuming various annual returns, net of expenses. Leverage generally magnifies the return of stockholders when the portfolio return is positive and magnifies their losses when the portfolio return is negative. Actual returns may be greater or less than those appearing in the table. The calculations in the table below are hypothetical and actual returns may be higher or lower than those appearing below.

	Assumed Return on Our Portfolio (net of expenses)				
	-10%	-5%	0%	5%	10%
Corresponding return to stockholder(1)	-17.77%	-9.61%	-1.45%	6.71%	14.88%

- (1) Assumes, as of March 31, 2015, (i) \$1,373.8 million in total assets, (ii) \$488.2 million in outstanding indebtedness, (iii) \$841.5 million in net assets and (iv) annualized interest cost of 2.5%, under the terms of our debt.

### ***Our indebtedness could adversely affect our business, financial conditions or results of operations.***

We cannot assure you that our business will generate sufficient cash flow from operations or that future borrowings will be available to us under our credit facilities or otherwise in an amount sufficient to enable us to pay our indebtedness or to fund our other liquidity needs. We may need to refinance all or a portion of our indebtedness on or before it matures. We cannot assure you that we will be able to refinance any of our indebtedness on commercially reasonable terms or at all. If we cannot service our indebtedness, we may have to take actions such as selling assets or seeking additional equity. We cannot assure you that any such actions, if

## [Table of Contents](#)

necessary, could be effected on commercially reasonable terms or at all, or on terms that would not be disadvantageous to our stockholders or on terms that would not require us to breach the terms and conditions of our existing or future debt agreements.

### ***Pending legislation may allow us to incur additional leverage.***

As a BDC, under the 1940 Act we generally are not permitted to incur borrowings, issue debt securities or issue preferred stock unless immediately after the borrowing or issuance the ratio of total assets (less total liabilities other than indebtedness) to total indebtedness plus preferred stock is at least 200%. Legislation introduced in the U.S. House of Representatives, if passed, would modify this section of the 1940 Act and increase the amount of debt that BDCs may incur by modifying the asset coverage percentage from 200% to 150%. As a result, we may be able to incur additional indebtedness in the future and you may face increased investment risk. In addition, since our Management Fee is calculated as a percentage of the value of our gross assets, which includes cash, cash equivalents and any borrowings for investment purposes, our Management Fee expenses will increase if we incur additional indebtedness.

### ***We operate in a highly competitive market for investment opportunities.***

Other public and private entities, including commercial banks, commercial financing companies, other BDCs and insurance companies compete with us to make the types of investments that we make in middle-market companies. Certain of these competitors may be substantially larger, have considerably greater financial, technical and marketing resources than we have and offer a wider array of financial services. For example, some competitors may have a lower cost of funds and access to funding sources that are not available to us. In addition, some of our competitors may have higher risk tolerances or different risk assessments, which could allow them to consider a wider variety of investments and establish more relationships. We may lose investment opportunities if we do not match our competitors' pricing, terms and structure. If we match our competitors' pricing, terms and structure, however, we may experience decreased net interest income and increased risk of credit loss.

In addition, many competitors are not subject to the regulatory restrictions that the 1940 Act imposes on us as a BDC or the restrictions that the Code imposes on us as a RIC. As a result, we face additional constraints on our operations, which may put us at a competitive disadvantage. As a result of this existing and potentially increasing competition, we may not be able to take advantage of attractive investment opportunities and we cannot assure you that we will be able to identify and make investments that are consistent with our investment objective. The competitive pressures we face could have a material adverse effect on our ability to achieve our investment objective.

### ***If we are unable to source investments, access financing or manage future growth effectively, we may be unable to achieve our investment objective.***

Our ability to achieve our investment objective depends on our Investment Team's ability to identify, evaluate, finance and invest in suitable companies that meet our investment criteria. Accomplishing this result on a cost-effective basis is largely a function of our marketing capabilities, our management of the investment process, our ability to provide efficient services and our access to financing sources on acceptable terms, including equity financing (since we no longer have the ability to call capital from our pre-IPO investors). Moreover, our ability to structure investments may also depend upon the participation of other prospective investors. For example, our ability to offer loans above a certain size and to structure loans in a certain way may depend on our ability to partner with other investors. As a result, we could fail to capture some investment opportunities if we cannot provide "one-stop" financing to a potential portfolio company either alone or with other investment partners.

In addition to monitoring the performance of our existing investments, members of our Investment Team may also be called upon to provide managerial assistance to our portfolio companies. These demands on their

## [Table of Contents](#)

time may distract them or slow the rate of investment. To grow, our Adviser may need to hire, train, supervise and manage new employees. Failure to manage our future growth effectively could have a material adverse effect on our growth prospects and ability to achieve our investment objective.

***Even in the event the value of your investment declines, the Management Fee and, in certain circumstances, the Incentive Fee will still be payable to the Adviser.***

Even in the event the value of your investment declines, the Management Fee and, in certain circumstances, the Incentive Fee will still be payable to the Adviser. The Management Fee is calculated as a percentage of the value of our gross assets at a specific time, which would include any borrowings for investment purposes, and may give our Adviser an incentive to use leverage to make additional investments. In addition, the Management Fee is payable regardless of whether the value of our gross assets or your investment have decreased. The use of increased leverage may increase the likelihood of default, which would disfavor holders of our common stock, including investors in offerings of common stock pursuant to this prospectus. Given the subjective nature of the investment decisions that our Adviser will make on our behalf, we may not be able to monitor this potential conflict of interest.

The Incentive Fee is calculated as a percentage of pre-Incentive Fee net investment income. Since pre-Incentive Fee net investment income does not include any realized capital gains, realized capital losses or unrealized capital appreciation or depreciation, it is possible that we may pay an Incentive Fee in a quarter in which we incur a loss. For example, if we receive pre-Incentive Fee net investment income in excess of the quarterly minimum hurdle rate, we will pay the applicable Incentive Fee even if we have incurred a loss in that quarter due to realized and unrealized capital losses. In addition, because the quarterly minimum hurdle rate is calculated based on our net assets, decreases in our net assets due to realized or unrealized capital losses in any given quarter may increase the likelihood that the hurdle rate is reached in that quarter and, as a result, that an Incentive Fee is paid for that quarter. Our net investment income used to calculate this component of the Incentive Fee is also included in the amount of our gross assets used to calculate the Management Fee.

Also, one component of the Incentive Fee is calculated annually based upon our realized capital gains, computed net of realized capital losses and unrealized capital depreciation on a cumulative basis. As a result, we may owe the Adviser an Incentive Fee during one year as a result of realized capital gains on certain investments, and then later incur significant realized capital losses and unrealized capital depreciation on the remaining investments in our portfolio during subsequent years. Incentive Fees earned in prior years cannot be clawed back even if we later incur losses.

In addition, the Incentive Fee payable by us to the Adviser may create an incentive for the Adviser to make investments on our behalf that are risky or more speculative than would be the case in the absence of such a compensation arrangement. The Adviser receives the Incentive Fee based, in part, upon capital gains realized on our investments. Unlike the portion of the Incentive Fee that is based on income, there is no hurdle rate applicable to the portion of the Incentive Fee based on capital gains. As a result, the Adviser may have an incentive to invest more in companies whose securities are likely to yield capital gains, as compared to income-producing investments. Such a practice could result in our making more speculative investments than would otherwise be the case, which could result in higher investment losses, particularly during cyclical economic downturns.

***To the extent that we do not realize income or choose not to retain after-tax realized net capital gains, we will have a greater need for additional capital to fund our investments and operating expenses.***

To maintain our status as a RIC for U.S. federal income tax purposes, we must distribute (or be treated as distributing) in each taxable year dividends for tax purposes equal to at least 90% of our investment company taxable income and net tax-exempt income for that taxable year, and may either distribute or retain our realized net capital gains from investments. Unless investors elect to reinvest dividends, earnings that we are required to

## [Table of Contents](#)

distribute to stockholders will not be available to fund future investments. Accordingly, we may have insufficient funds to make new and follow-on investments, which could have a material adverse effect on our financial condition and results of operations. Because of the structure and objectives of our business, we may experience operating losses and expect to rely on proceeds from sales of investments, rather than on interest and dividend income, to pay our operating expenses. We cannot assure you that we will be able to sell our investments and thereby fund our operating expenses.

***We will be subject to corporate-level U.S. federal income tax if we are unable to maintain our qualification as a RIC under Subchapter M of the Code, including as a result of our failure to satisfy the RIC distribution requirements.***

We will incur corporate-level U.S. federal income tax costs if we are unable to maintain our qualification as a RIC for U.S. federal income tax purposes, including as a result of our failure to satisfy the RIC distribution requirements. Although we have elected to be treated as a RIC for U.S. federal income tax purposes, we cannot assure you that we will be able to continue to qualify for and maintain RIC status. To maintain RIC status under the Code and to avoid corporate-level U.S. federal income tax, we must meet the following annual distribution, income source and asset diversification requirements:

- We must distribute (or be treated as distributing) dividends for tax purposes in each taxable year equal to at least 90% of each of:
  - the sum of our net ordinary income and realized net short-term capital gains in excess of realized net long-term capital losses or, investment company taxable income, if any, for that taxable year; and
  - our net tax-exempt income for that taxable year.

The asset coverage ratio requirements under the 1940 Act and financial covenants under our loan and credit agreements could, under certain circumstances, restrict us from making distributions necessary to satisfy the distribution requirement. In addition, as discussed in more detail below, our income for tax purposes may exceed our available cash flow. If we are unable to obtain cash from other sources, we could fail to satisfy the distribution requirements that apply to a RIC. As a result, we could lose our RIC status and become subject to corporate-level U.S. federal income tax.

- We must derive at least 90% of our gross income for each taxable year from dividends, interest, gains from the sale of or other disposition of stock or securities or similar sources.
- We must meet specified asset diversification requirements at the end of each quarter of our taxable year. The need to satisfy these requirements to prevent the loss of RIC status may result in our having to dispose of certain investments quickly on unfavorable terms. Because most of our investments will be relatively illiquid, any such dispositions could be made at disadvantageous prices and could result in substantial losses.

If we fail to maintain our qualification for tax treatment as a RIC for any reason, the resulting U.S. federal income tax liability could substantially reduce our net assets, the amount of income available for distribution, and the amount of our distributions.

***We can be expected to retain some income and capital gains in excess of what is permissible for excise tax purposes and such amounts will be subject to 4% U.S. federal excise tax.***

As of March 31, 2015, December 31, 2014 and December 31, 2013, we had elected to retain approximately \$32 million, \$31 million and \$6 million of taxable income and capital gains, respectively, in order to provide us with additional liquidity and for the three months ended March 31, 2015 and the calendar years ended December 31, 2014 and December 31, 2013 we recorded a net expense of \$0.3 million, \$1.1 million and \$0.2 million, respectively, for U.S. federal excise tax as a result. We can be expected to retain some income and



## [Table of Contents](#)

capital gains in the future, including for purposes of providing us with additional liquidity, which amounts would similarly be subject to the 4% U.S. federal excise tax. In that event, we will be liable for the tax on the amount by which we do not meet the foregoing distribution requirement. See “Material U.S. Federal Income Tax Considerations—Regulated Investment Company Classification.”

### ***Our Adviser and its affiliates, officers and employees may face certain conflicts of interest.***

TSSP and TPG will refer all middle-market loan origination activities for companies domiciled in the United States to us and conduct those activities through us. The Adviser will determine whether it would be permissible, advisable or otherwise appropriate for us to pursue a particular investment opportunity allocated to us by TSSP and TPG. However, the Adviser, its officers and employees and members of its Investment Review Committee serve or may serve as investment advisers, officers, directors or principals of entities or investment funds that operate in the same or a related line of business as us or of investment funds managed by our affiliates. Accordingly, these individuals may have obligations to investors in those entities or funds, the fulfillment of which might not be in our best interests or the best interests of our stockholders.

In addition, any affiliated investment vehicle currently formed or formed in the future and managed by the Adviser or its affiliates, particularly in connection with any future growth of their respective businesses, may have overlapping investment objectives with our own and, accordingly, may invest in asset classes similar to those targeted by us. For example, TSSP has organized a separate investment vehicle, TSL Europe, aimed specifically at European middle-market loan originations and may in the future organize vehicles aimed at other loan origination opportunities outside our primary focus. Our ability to pursue investment opportunities other than middle-market loan originations for companies domiciled in the United States is subject to the contractual and other requirements of these other funds and allocation decisions by TSSP or TPG senior professionals. As a result, the Adviser and its affiliates may face conflicts in allocating investment opportunities between us and those other entities. It is possible that we may not be given the opportunity to participate in certain investments made by other TSSP or TPG vehicles that would otherwise be suitable for us.

If TPG and the Adviser were to determine that an investment is appropriate both for us and for one or more other TSSP or TPG vehicles, we would only be able to make the investment in conjunction with another vehicle to the extent the exemptive relief order granted to us by the SEC permits us to do so or the investment is otherwise permitted under relevant SEC guidance. On December 16, 2014, we were granted an exemptive relief order from the SEC that, if certain conditions are met, allows us to co-invest with affiliates of TSSP and TPG in middle-market loan origination activities for companies domiciled in the United States and certain “follow-on” investments in companies in which we have already co-invested pursuant to the order and remain invested. These conditions include, among others, prior approval by a majority of our Independent Directors. The terms and conditions of the investment applicable to any affiliates of TSSP and TPG also must be the same as those applicable to us. We cannot assure you when or whether we will apply for any other exemptive relief in the future and whether such orders will be obtained. See “Related-Party Transactions and Certain Relationships.”

### ***Our Adviser can resign on 60 days’ notice. We may not be able to find a suitable replacement within that time, resulting in a disruption in our operations and a loss of the benefits from our relationship with TSSP and TPG.***

The Adviser has the right, under the Investment Advisory Agreement and the Administration Agreement, to resign at any time on 60 days’ written notice, regardless of whether we have found a replacement. In addition, our Board has the authority to remove the Adviser for any reason or for no reason, or may choose not to renew the Investment Advisory Agreement and the Administration Agreement. Furthermore, the Investment Advisory Agreement automatically terminates in the event of its assignment, as defined in the 1940 Act, by the Adviser, and requires stockholder consent to renew. If the Adviser resigns or is terminated, or if we do not obtain the requisite consents to renew the Adviser after an assignment, we may not be able to find a new investment adviser or hire internal management with similar expertise and ability to provide the same or equivalent services on

## [Table of Contents](#)

acceptable terms within 60 days, or at all. If we are unable to do so quickly, our operations are likely to experience a disruption and costs under any new agreements that we enter into could increase. Our financial condition, business and results of operations, as well as our ability to pay distributions, are likely to be adversely affected, and the value of our common stock may decline.

Any new Investment Advisory Agreement also would be subject to approval by our stockholders. Even if we are able to enter into comparable management or administrative arrangements, the integration of a new adviser or administrator and their lack of familiarity with our investment objective may result in additional costs and time delays that may adversely affect our business, financial condition and results of operations.

In addition, if the Adviser resigns or is terminated, we would lose the benefits of our relationship with TSSP and TPG, including insights into our existing portfolio, market expertise, sector and macroeconomic views and due diligence capabilities, as well as any investment opportunities referred to us by TSSP and TPG. We also would no longer be able to use TPG's name and logo because our license agreement would terminate upon the termination of the Investment Advisory Agreement.

***The Adviser's liability is limited under the Investment Advisory Agreement, and we are required to indemnify the Adviser against certain liabilities, which may lead the Adviser to act in a riskier manner on our behalf than it would when acting for its own account.***

The Adviser has not assumed any responsibility to us other than to render the services described in the Investment Advisory Agreement, and it will not be responsible for any action of our Board in declining to follow the Adviser's advice or recommendations. Pursuant to the Investment Advisory Agreement, the Adviser and its members, managers, officers, employees, agents, controlling persons and any other person or entity affiliated with it will not be liable to us for any action taken or omitted to be taken by the Adviser in connection with the performance of any of its duties or obligations under the Investment Advisory Agreement or otherwise as our investment adviser (except to the extent specified in Section 36(b) of the 1940 Act concerning loss resulting from a breach of fiduciary duty (as the same is finally determined by judicial proceedings) with respect to the receipt of compensation for services).

We have agreed to the fullest extent permitted by law, to provide indemnification and the right to the advancement of expenses, to each person who was or is made a party or is threatened to be made a party to or is involved (including as a witness) in any actual or threatened action, suit or proceeding, whether civil, criminal, administrative or investigative, because he or she is or was a member, manager, officer, employee, agent, controlling person or any other person or entity affiliated with the Adviser with respect to all damages, liabilities, costs and expenses resulting from acts of the Adviser in the performance of the person's duties under the Investment Advisory Agreement. Our obligation to provide indemnification and advancement of expenses is subject to the requirements of the 1940 Act and Investment Company Act Release No. 11330, which, among other things, preclude indemnification for any liability (whether or not there is an adjudication of liability or the matter has been settled) arising by reason of willful misfeasance, bad faith, gross negligence, or reckless disregard of duties, and require reasonable and fair means for determining whether indemnification will be made. Despite these limitations, the rights to indemnification and advancement of expenses may lead the Adviser and its members, managers, officers, employees, agents, controlling persons and other persons and entities affiliated with the Adviser to act in a riskier manner than they would when acting for their own account.

***Prior to our incorporation, the Adviser and its management had no prior experience managing a BDC or a RIC.***

Prior to our incorporation, the senior members of our Investment Team had no experience managing a BDC or a RIC, and the investment philosophy and techniques used by the Adviser to manage us may differ from the investment philosophy and techniques previously employed by the senior members of our Investment Team in identifying and managing past investments. Accordingly, our performance may differ from the performance of other businesses or companies with which the senior members of our Investment Team have been affiliated.

## [Table of Contents](#)

### ***Any failure to maintain our status as a BDC would reduce our operating flexibility.***

If we do not remain a BDC, we might be regulated as a closed-end investment company under the 1940 Act, which would subject us to substantially more regulatory restrictions under the 1940 Act and correspondingly decrease our operating flexibility. In addition, failure to comply with the requirements imposed on BDCs by the 1940 Act could cause the SEC to bring an enforcement action against us.

### ***We incur significant costs as a result of being a publicly traded company.***

As a publicly traded company, we incur legal, accounting, investor relations and other expenses, including costs associated with corporate governance requirements, such as those under the Sarbanes-Oxley Act of 2002, or the Sarbanes-Oxley Act, other rules implemented by the SEC and the listing standards of the NYSE. Our independent registered public accounting firm is required to attest to the effectiveness of our internal controls over financial reporting pursuant to Section 404 of the Sarbanes-Oxley Act, which increases the costs associated with our periodic reporting requirements.

### ***We are obligated to maintain proper and effective internal control over financial reporting. We may not complete our analysis of our internal control over financial reporting in a timely manner, or our internal controls may not be determined to be effective, which may adversely affect investor confidence in our company and, as a result, the value of our securities.***

As of December 31, 2014, we are no longer an “emerging growth company,” as defined in the Jumpstart Our Business Startups Act of 2012. As a result, we are now required to comply with the independent auditor attestation requirements of Section 404 of the Sarbanes-Oxley Act. Complying with Section 404 requires a rigorous compliance program as well as adequate time and resources. We may not be able to complete our internal control evaluation, testing and any required remediation in a timely fashion. Additionally, if we identify one or more material weaknesses in our internal control over financial reporting, we will be unable to assert that our internal controls are effective. If we are unable to assert that our internal control over financial reporting is effective, or if our auditors are unable to attest to management’s report on the effectiveness of our internal controls, we could lose investor confidence in the accuracy and completeness of our financial reports, which would have a material adverse effect on the price of our securities.

### ***We may experience fluctuations in our quarterly results.***

We may experience fluctuations in our quarterly operating results as a result of a number of factors, including the pace at which investments are made, rates of repayment, interest rates payable on investments, changes in realized and unrealized gains and losses, syndication and other fees, the level of our expenses and default rates on our investments. As a result of these and other possible factors, results for any period should not be relied upon as being indicative of performance in future periods.

### ***Provisions of the General Corporation Law of the State of Delaware and our certificate of incorporation and bylaws could deter takeover attempts and have an adverse effect on the price of our common stock.***

The General Corporation Law of the State of Delaware, or the DGCL, our amended and restated certificate of incorporation, which we refer to as our certificate of incorporation, and bylaws contain provisions that may discourage, delay or make more difficult a change in control of us or the removal of our directors. Among other provisions, we have a staggered board and our directors may be removed for cause only by the affirmative vote of 75% of the holders of our outstanding capital stock. Our Board also is authorized to issue preferred stock in one or more series. In addition, our certificate of incorporation requires the favorable vote of a majority of our Board followed by the favorable vote of the holders of at least 75% of our outstanding shares of common stock, to approve, adopt or authorize certain transactions, including mergers and the sale, lease or exchange of all or any substantial part of our assets with 10% or greater holders of our outstanding common stock and their affiliates or

## [Table of Contents](#)

associates, unless the transaction has been approved by at least 80% of our Board, in which case approval by “a majority of the outstanding voting securities” (as defined in the 1940 Act) is required. Our certificate of incorporation further provides that stockholders may not take action by written consent in lieu of a meeting and our bylaws provide that any stockholder action required or permitted at an annual meeting or special meeting of stockholders may only be taken if it is properly brought before such meeting. These provisions may also discourage another person or entity from making a tender offer for our common stock, because such person or entity, even if it acquired a majority of our outstanding voting securities, would be able to take action as a stockholder (such as electing new directors or approving a merger) only at a duly called stockholders’ meeting and not by written consent. We also are subject to Section 203 of the DGCL, which generally prohibits us from engaging in mergers and other business combinations with stockholders that beneficially own 15% or more of our voting stock, or with their affiliates, unless our directors or stockholders approve the business combination in the prescribed manner. These measures may delay, defer or prevent a transaction or a change in control that might otherwise be in the best interests of our stockholders and could have the effect of depriving stockholders of an opportunity to sell their shares at a premium over prevailing market prices. See “Description of Our Capital Stock—Anti-Takeover Provisions.”

### ***Certain investors are limited in their ability to make significant investments in us.***

Investment companies registered under the 1940 Act are restricted from acquiring directly or through a controlled entity more than 3% of our total outstanding voting stock (measured at the time of the acquisition), unless these funds comply with an exemption under the 1940 Act as well as other limitations under the 1940 Act that would restrict the amount that they are able to invest in our securities. Private funds that are excluded from the definition of “investment company” either pursuant to Section 3(c)(1) or 3(c)(7) of the 1940 Act are also subject to this restriction. As a result, certain investors may be precluded from acquiring additional shares at a time that they might desire to do so.

### ***We are highly dependent on information systems and systems failures could significantly disrupt our business, which may, in turn, negatively affect the market price of our common stock and our ability to pay dividends.***

Our business is highly dependent on the communications and information systems of the Adviser, its affiliates and third parties. Any failure or interruption of those systems, including as a result of the termination of an agreement with any third-party service providers, could cause delays or other problems in our activities. Our financial, accounting, data processing, backup or other operating systems and facilities may fail to operate properly or become disabled or damaged as a result of a number of factors including events that are wholly or partially beyond our control and adversely affect our business. There could be:

- sudden electrical or telecommunications outages;
- natural disasters such as earthquakes, tornadoes and hurricanes;
- disease pandemics;
- events arising from local or larger scale political or social matters, including terrorist acts; and
- cyber-attacks.

These events, in turn, could have a material adverse effect on our operating results and negatively affect the market price of our common stock and our ability to pay dividends to our stockholders.

### ***Cybersecurity risks and cyber incidents may adversely affect our business by causing a disruption to our operations, a compromise or corruption of our confidential information and/or damage to our business relationships, all of which could negatively impact our business, results of operations or financial condition.***

A cyber incident is considered to be any adverse event that threatens the confidentiality, integrity or availability of our information resources. These incidents may be an intentional attack or an unintentional event

## [Table of Contents](#)

and could involve gaining unauthorized access to our information systems for purposes of misappropriating assets, stealing confidential information, corrupting data or causing operational disruption. The result of these incidents may include disrupted operations, misstated or unreliable financial data, liability for stolen information, misappropriation of assets, increased cybersecurity protection and insurance costs, litigation and damage to our business relationships. This could result in significant losses, reputational damage, litigation, regulatory fines or penalties, or otherwise adversely affect our business, financial condition or results of operations. In addition, we may be required to expend significant additional resources to modify our protective measures and to investigate and remediate vulnerabilities or other exposures arising from operational and security risks. We face risks posed to our information systems, both internal and those provided to us by third-party service providers. We, our Adviser and its affiliates have implemented processes, procedures and internal controls to help mitigate cybersecurity risks and cyber intrusions, but these measures, as well as our increased awareness of the nature and extent of a risk of a cyber incident, may be ineffective and do not guarantee that a cyber incident will not occur or that our financial results, operations or confidential information will not be negatively impacted by such an incident.

Third parties with which we do business (including those that provide services to us) may also be sources or targets of cybersecurity or other technological risks. We outsource certain functions and these relationships allow for the storage and processing of our information and assets, as well as certain investor, counterparty, employee and borrower information. While we engage in actions to reduce our exposure resulting from outsourcing, ongoing threats may result in unauthorized access, loss, exposure or destruction of data, or other cybersecurity incidents, with increased costs and other consequences, including those described above. Privacy and information security laws and regulation changes, and compliance with those changes, may also result in cost increases due to system changes and the development of new administrative processes.

### ***Our Board may change our investment objective, operating policies and strategies without prior notice or stockholder approval.***

Our Board has the authority to change our investment objective and modify or waive certain of our operating policies and strategies without prior notice (except as required by the 1940 Act) and without stockholder approval. However, absent stockholder approval, we may not change the nature of our business so as to cease to be a BDC and we may not withdraw our election as a BDC. We cannot predict the effect any changes to our current operating policies or strategies would have on our business, operating results and value of our common stock. Nevertheless, the effects may adversely affect our business and impact our ability to make distributions.

### ***Changes in laws or regulations governing our operations may adversely affect our business.***

We and our portfolio companies are subject to regulation by laws and regulations at the local, state, federal and, in some cases, foreign levels. These laws and regulations, as well as their interpretation, may be changed from time to time, and new laws and regulations may be enacted. Accordingly, any change in these laws or regulations, changes in their interpretation, or newly enacted laws or regulations and any failure by us or our portfolio companies to comply with these laws or regulations, could require changes to certain business practices of us or our portfolio companies, negatively impact the operations, cash flows or financial condition of us or our portfolio companies, impose additional costs on us or our portfolio companies or otherwise adversely affect our business or the business of our portfolio companies. In particular, changes to the laws and regulations governing BDCs or the interpretation of these laws and regulations by the staff of the SEC could disrupt our business model. Any changes to the laws and regulations governing our operations may cause us to alter our investment strategy to avail ourselves of new or different opportunities. For more information on tax regulatory risks, see “—Risks Related to our Portfolio Company Investments—Unless Congress renews certain exemptions that expired for taxable years commencing after December 31, 2014, certain dividend distributions we make to certain non-U.S. stockholders will be subject to U.S. withholding tax.”

On July 21, 2010, the Wall Street Reform and Consumer Protection Act, or the Dodd-Frank Act, was signed into law. Although passage of the Dodd-Frank Act has resulted in extensive rulemaking and regulatory changes

## [Table of Contents](#)

that affect us and the financial industry as a whole, many of its provisions remain subject to extended implementation periods and delayed effective dates and will require extensive rulemaking by regulatory authorities. While the full impact of the Dodd-Frank Act on us and our portfolio companies may not be known for an extended period of time, the Dodd-Frank Act, including future rules implementing its provisions and the interpretation of those rules, along with other legislative and regulatory proposals directed at the financial services industry or affecting taxation that are proposed or pending in the U.S. Congress, may negatively impact the operations, cash flows or financial condition of us or our portfolio companies, impose additional costs on us or our portfolio companies, intensify the regulatory supervision of us or our portfolio companies or otherwise adversely affect our business or the business of our portfolio companies.

Over the last several years, there has been an increase in regulatory attention to the extension of credit outside of the traditional banking sector, raising the possibility that some portion of the non-bank financial sector will be subject to new regulation. While it cannot be known at this time whether these regulations will be implemented or what form they will take, increased regulation of non-bank credit extension could negatively impact our operations, cash flows or financial condition, impose additional costs on us, intensify the regulatory supervision of us or otherwise adversely affect our business.

### **Risks Related to Economic Conditions**

#### ***The current state of the economy and financial markets increases the likelihood of adverse effects on our financial position and results of operations.***

The U.S. capital markets experienced extreme volatility and disruption in recent years, leading to recessionary conditions and depressed levels of consumer and commercial spending. Disruptions in the capital markets increased the spread between the yields realized on risk-free and higher risk securities, resulting in illiquidity in parts of the capital markets. Although recent indicators suggest improvement in the capital markets, we cannot assure you that these conditions will not worsen. If conditions worsen, a prolonged period of market illiquidity could have a material adverse effect on our business, financial condition and results of operations. Unfavorable economic conditions also could increase our funding costs, limit our access to the capital markets or result in a decision by lenders not to extend credit to us. These events could limit our investment originations, limit our ability to grow and negatively impact our operating results.

In addition, to the extent that recessionary conditions return, the financial results of small to mid-sized companies, like those in which we invest, will likely experience deterioration, which could ultimately lead to difficulty in meeting debt service requirements and an increase in defaults. Additionally, the end markets for certain of our portfolio companies' products and services have experienced, and continue to experience, negative economic trends. The performances of certain of our portfolio companies have been, and may continue to be, negatively impacted by these economic or other conditions, which may ultimately result in:

- our receipt of a reduced level of interest income from our portfolio companies;
- decreases in the value of collateral securing some of our loans and the value of our equity investments; and
- ultimately, losses or charge-offs related to our investments.

#### ***Uncertainty about financial stability could have a significant adverse effect on our business, results of operations and financial condition.***

Due to federal budget deficit concerns, S&P downgraded the federal government's credit rating from AAA to AA+ for the first time in history on August 5, 2011. Further, Moody's and Fitch warned that they may downgrade the federal government's credit rating. Further downgrades or warnings by S&P or other rating agencies, and the government's credit and deficit concerns in general, could cause interest rates and borrowing costs to rise, which may negatively impact both the perception of credit risk associated with our debt portfolio

and our ability to access the debt markets on favorable terms. In addition, a decreased credit rating could create broader financial turmoil and uncertainty, which may weigh heavily on our financial performance and the value of our common stock.

Also, to the extent uncertainty regarding any economic recovery in Europe continues to negatively impact consumer confidence and consumer credit factors, our business and results of operations could be significantly and adversely affected.

On December 18, 2013, the U.S. Federal Reserve announced that it would scale back its bond-buying program, or quantitative easing, which is designed to stimulate the economy and expand the Federal Reserve's holdings of long-term securities until key economic indicators, such as the unemployment rate, show signs of improvement. The Federal Reserve signaled it would reduce its purchases of long-term Treasury bonds and would scale back on its purchases of mortgage-backed securities.

It is unclear what effect, if any, the incremental reduction in the rate of the U.S. Federal Reserve's monthly purchases will have on the value of our investments. However, it is possible that absent continued quantitative easing by the Federal Reserve, these developments could cause interest rates and borrowing costs to rise, which may negatively impact our ability to access the debt markets on favorable terms.

## **Risks Related to Our Portfolio Company Investments**

### ***Our investments are very risky and highly speculative.***

We primarily invest in first-lien debt, second-lien debt, mezzanine debt or equity or other securities issued by middle-market companies. The companies in which we intend to invest are typically highly leveraged, and, in most cases, our investments in these companies are not rated by any rating agency. If these instruments were rated, we believe that they would likely receive a rating of below investment grade (that is, below BBB- or Baa3, which is often referred to as "junk"). Exposure to below investment grade instruments involves certain risks, including speculation with respect to the borrower's capacity to pay interest and repay principal.

*First-Lien Debt.* When we make a first-lien loan, we generally take a security interest in the available assets of the portfolio company, including the equity interests of its subsidiaries, which we expect to help mitigate the risk that we will not be repaid. However, there is a risk that the collateral securing our loans may decrease in value over time, may be difficult to sell in a timely manner, may be difficult to appraise, and may fluctuate in value based upon the success of the business and market conditions, including as a result of the inability of the portfolio company to raise additional capital. In some circumstances, our lien is, or could become, subordinated to claims of other creditors. Consequently, the fact that a loan is secured does not guarantee that we will receive principal and interest payments according to the loan's terms, or at all, or that we will be able to collect on the loan should we need to enforce our remedies. In addition, in connection with our "last out" first-lien loans, we enter into agreements among lenders. Under these agreements, our interest in the collateral of the first-lien loans may rank junior to those of other lenders in the loan under certain circumstances. This may result in greater risk and loss of principal on these loans.

*Second-Lien and Mezzanine Debt.* Our investments in second-lien and mezzanine debt generally are subordinated to senior loans and will either have junior security interests or be unsecured. As such, other creditors may rank senior to us in the event of insolvency. This may result in greater risk and loss of principal.

*Equity and Other Investments.* When we invest in first-lien debt, second-lien debt or mezzanine debt, we may acquire equity securities, such as warrants, options and convertible instruments. In addition, we may invest directly in the equity securities of portfolio companies. We seek to dispose of these equity interests and realize gains upon our disposition of these interests. However, the equity interests we receive may not appreciate in value and, in fact, may decline in value. Accordingly, we may not be able to realize gains from our equity

interests, and any gains that we do realize on the disposition of any equity interests may not be sufficient to offset any other losses we experience.

*Preferred Stock.* To the extent we invest in preferred securities, we may incur particular risks, including:

- preferred securities may include provisions that permit the issuer, at its discretion, to defer distributions for a stated period without any adverse consequences to the issuer. If we own a preferred security that is deferring its distributions, we may be required to report income for U.S. federal income tax purposes before we receive such distributions;
- preferred securities are subordinated to bonds and other debt instruments in a company's capital structure in terms of priority to corporate income and liquidation payments, and therefore are subject to greater credit risk than more senior debt instruments; and
- generally, preferred security holders have no voting rights with respect to the issuing company unless preferred dividends have been in arrears for a specified number of periods, at which time the preferred security holders may elect a number of directors to the issuer's board; generally, once all the arrearages have been paid, the preferred security holders no longer have voting rights.

In addition, our investments generally involve a number of significant risks, including:

- the companies in which we invest may have limited financial resources and may be unable to meet their obligations under their debt securities that we hold, which may be accompanied by a deterioration in the value of any collateral and a reduction in the likelihood of us realizing any guarantees we may have obtained in connection with our investment;
- the companies in which we invest typically have shorter operating histories, narrower product lines and smaller market shares than larger businesses, which tend to render them more vulnerable to competitors' actions and market conditions, as well as to general economic downturns;
- the companies in which we invest are more likely to depend on the management talents and efforts of a small group of persons; therefore, the death, disability, resignation or termination of one or more of these persons could have a material adverse impact on our portfolio company and, in turn, on us;
- the companies in which we invest generally have less predictable operating results, may be engaged in rapidly changing businesses with products subject to a substantial risk of obsolescence, and may require substantial additional capital to support their operations, finance expansion or maintain their competitive position;
- the debt investments in our portfolio generally have a significant portion of principal due at the maturity of the investment, which would result in a substantial loss to us if such borrowers are unable to refinance or repay their debt at maturity;
- our executive officers, directors and Adviser may, in the ordinary course of business, be named as defendants in litigation arising from our investments in the portfolio companies;
- the companies in which we invest generally have less publicly available information about their businesses, operations and financial condition and, if we are unable to uncover all material information about these companies, we may not make a fully informed investment decision; and
- the companies in which we invest may have difficulty accessing the capital markets to meet future capital needs, which may limit their ability to grow or to repay their outstanding indebtedness upon maturity.



## [Table of Contents](#)

***The value of most of our portfolio securities will not have a readily available market price and we value these securities at fair value as determined in good faith by our Board, which valuation is inherently subjective, may not reflect what we may actually realize for the sale of the investment and could result in a conflict of interest with the Adviser.***

Investments are valued at the end of each fiscal quarter. The majority of our investments are expected to be in loans that do not have readily ascertainable market prices. The fair value of investments that are not publicly traded or whose market prices are not readily available are determined in good faith by the Board, which is supported by the valuation committee of our Adviser and by the audit committee of our Board. The Board has retained independent third-party valuation firms to perform certain limited third-party valuation services that the Board identified and requested them to perform. In accordance with our valuation policy, our Investment Team prepares portfolio company valuations using sources or proprietary models depending on the availability of information on our investments and the type of asset being valued. The participation of the Adviser in our valuation process could result in a conflict of interest, since the Management Fee is based in part on our gross assets.

Factors that we may consider in determining the fair value of our investments include the nature and realizable value of any collateral, the portfolio company's earnings and its ability to make payments on its indebtedness, the markets in which the portfolio company does business, comparison to similar publicly traded companies, discounted cash flow and other relevant factors. Because fair valuations, and particularly fair valuations of private securities and private companies, are inherently uncertain, may fluctuate over short periods of time and are often based to a large extent on estimates, comparisons and qualitative evaluations of private information, our determinations of fair value may differ materially from the values that would have been determined if a ready market for these securities existed. This could make it more difficult for investors to value accurately our portfolio investments and could lead to undervaluation or overvaluation of our common stock. In addition, the valuation of these types of securities may result in substantial write-downs and earnings volatility.

Decreases in the market values or fair values of our investments are recorded as unrealized depreciation. The effect of all of these factors on our portfolio can reduce our net asset value by increasing net unrealized depreciation in our portfolio. Depending on market conditions, we could incur substantial realized losses and may suffer unrealized losses, which could have a material adverse impact on our business, financial condition and results of operations.

***The lack of liquidity in our investments may adversely affect our business.***

We generally make loans to private companies. There may not be a ready market for our loans and certain loans may contain transfer restrictions, which may also limit liquidity. The illiquidity of these investments may make it difficult for us to sell positions if the need arises. In addition, if we are required to liquidate all or a portion of our portfolio quickly, we may realize significantly less than the value at which we had previously recorded these investments. In addition, we may face other restrictions on our ability to liquidate an investment in a portfolio company to the extent that we hold a significant portion of a company's equity or if we have material non-public information regarding that company.

***Our portfolio may be focused on a limited number of portfolio companies or industries, which will subject us to a risk of significant loss if any of these companies defaults on its obligations under any of its debt instruments or if there is a downturn in a particular industry.***

Our portfolio is currently invested in a limited number of portfolio companies and industries and may continue to be in the near future. Beyond the asset diversification requirements associated with our qualification as a RIC for U.S. federal income tax purposes, we do not have fixed guidelines for diversification. While we expect that no single investment will represent more than 15% of our investment portfolio, based on fair value, and are not targeting any specific industries, our investments may be focused on relatively few industries. For

## [Table of Contents](#)

example, although we classify the industries of our portfolio companies by end-market (such as healthcare and pharmaceuticals, and business services) and not by the products or services (such as software) directed to those end-markets, many of our portfolio companies principally provide software products or services, which exposes us to downturns in that sector. As a result, the aggregate returns we realize may be significantly adversely affected if a small number of investments perform poorly or if we need to write down the value of any one investment. Additionally, a downturn in any particular industry in which we are invested could significantly affect our aggregate returns.

### ***We may securitize certain of our investments, which may subject us to certain structured financing risks.***

Although we have not done so to date, we may securitize certain of our investments in the future, including through the formation of one or more collateralized loan obligations, or CLOs, while retaining all or most of the exposure to the performance of these investments. This would involve contributing a pool of assets to a special purpose entity, and selling debt interests in that entity on a non-recourse or limited-recourse basis to purchasers. For example, we could use our wholly owned subsidiary, TPG SL SPV, LLC, which holds the assets that support our asset-backed credit facility, the Second Amended and Restated Credit and Security Agreement between our wholly owned subsidiary, TPG SL SPV, LLC and Natixis, New York Branch and certain other lenders, which we refer to as the SPV Asset Facility, to form a CLO or other securitization vehicle in the future.

If we were to create a CLO or other securitization vehicle, we would depend on distributions from the vehicle to make distributions to our stockholders. The ability of a CLO or other securitization vehicle to make distributions will be subject to various limitations, including the terms and covenants of the debt it issues. For example, tests (based on interest coverage or other financial ratios or other criteria) may restrict our ability, as holder of a CLO or other securitization vehicle equity interest, to receive cash flow from these investments. We cannot assure you that any such performance tests would be satisfied. Also, a CLO or other securitization vehicle may take actions that delay distributions to preserve ratings and to keep the cost of present and future financings lower or the financing vehicle may be obligated to retain cash or other assets to satisfy over-collateralization requirements commonly provided for holders of its debt. As a result, there may be a lag, which could be significant, between the repayment or other realization on a loan or other assets in, and the distribution of cash out of, a CLO or other securitization vehicle, or cash flow may be completely restricted for the life of the CLO or other securitization vehicle.

In addition, a decline in the credit quality of loans in a CLO or other securitization vehicle due to poor operating results of the relevant borrower, declines in the value of loan collateral or increases in defaults, among other things, may force the sale of certain assets at a loss, reducing their earnings and, in turn, cash potentially available for distribution to us for distribution to our stockholders. If we were to form a CLO or other securitization vehicle, to the extent that any losses were incurred by the financing vehicle in respect of any collateral, these losses would be borne first by us as owners of its equity interests. Any equity interests that we were to retain in a CLO or other securitization vehicle would not be secured by its assets and we would rank behind all of its creditors.

We may be exposed to many of the same risks as described above with respect to our wholly owned subsidiary that supports our SPV Asset Facility. However, in the event we formed a CLO or other securitization vehicle, many of the risks described above would be heightened because we may incur a higher degree of leverage under a CLO or other securitization vehicle than we are permitted to incur under our SPV Asset Facility.

Nonetheless, a CLO or other securitization vehicle, if created, also would likely be consolidated in our financial statements and consequently affect our asset coverage ratio, which may limit our ability to incur additional leverage. See "Regulation."

## [Table of Contents](#)

***Because we generally do not hold controlling interests in our portfolio companies, we may not be in a position to exercise control over those portfolio companies or prevent decisions by management of those portfolio companies that could decrease the value of our investments.***

We are a lender, and loans (and any equity investments we make) typically will be non-controlling investments, meaning we will not be in a position to control the management, operation and strategic decision-making of the companies we invest in (outside of, potentially, the context of a restructuring, insolvency or similar event). As a result, we will be subject to the risk that a portfolio company we do not control, or in which we do not have a majority ownership position, may make business decisions with which we disagree, and the equityholders and management of such a portfolio company may take risks or otherwise act in ways that are adverse to our interests. We may not be able to dispose of our investments in the event that we disagree with the actions of a portfolio company, and may therefore suffer a decrease in the value of our investments.

***We are exposed to risks associated with changes in interest rates.***

The majority of our debt investments are based on floating rates, such as LIBOR, EURIBOR, the Federal Funds Rate or the Prime Rate. General interest rate fluctuations may have a substantial negative impact on our investments, the value of our common stock and our rate of return on invested capital. On one hand, a reduction in the interest rates on new investments relative to interest rates on current investments could have an adverse impact on our net interest income, which also could be negatively impacted by our borrowers making prepayments on their loans. On the other hand, an increase in interest rates could increase the interest repayment obligations of our borrowers and result in challenges to their financial performance and ability to repay their obligations.

An increase in interest rates could also decrease the value of any investments we hold that earn fixed interest rates, including subordinated loans, senior and junior secured and unsecured debt securities and loans and high yield bonds, and also could increase our interest expense, thereby decreasing our net income. Moreover, an increase in interest rates available to investors could make investment in our common stock less attractive if we are not able to increase our dividend rate, which could reduce the value of our common stock.

A rise in the general level of interest rates typically leads to higher interest rates applicable to our debt investments. Accordingly, an increase in interest rates may result in an increase in the amount of the Incentive Fee payable to the Adviser.

We may use interest rate risk management techniques in an effort to limit our exposure to interest rate fluctuations. These techniques may include various interest rate hedging activities to the extent permitted by the 1940 Act. See “—We expose ourselves to risks when we engage in hedging transactions.”

***We may not be able to realize expected returns on our invested capital.***

We may not realize expected returns on our investment in a portfolio company due to changes in the portfolio company’s financial position or due to an acquisition of the portfolio company. If a portfolio company repays our loans prior to their maturity, we may not receive our expected returns on our invested capital. Many of our investments are structured to provide a disincentive for the borrower to pre-pay or call the security, but this call protection may not cover the full expected value of an investment if that investment is repaid prior to maturity.

Middle-market companies operate in a highly acquisitive market with frequent mergers and buyouts. If a portfolio company is acquired or merged with another company prior to drawing on our commitment, we would not realize our expected return. Similarly, in many cases companies will seek to restructure or repay their debt investments or buy our other equity ownership positions as part of an acquisition or merger transaction, which may result in a repayment of debt or other reduction of our investment.

***By originating loans to companies that are experiencing significant financial or business difficulties, we may be exposed to distressed lending risks.***

As part of our lending activities, we may originate loans to companies that are experiencing significant financial or business difficulties, including companies involved in bankruptcy or other reorganization and liquidation proceedings. Although the terms of such financing may result in significant financial returns to us, they involve a substantial degree of risk. The level of analytical sophistication, both financial and legal, necessary for successful financing to companies experiencing significant business and financial difficulties is unusually high. We cannot assure you that we will correctly evaluate the value of the assets collateralizing our loans or the prospects for a successful reorganization or similar action. In any reorganization or liquidation proceeding relating to a company that we fund, we may lose all or part of the amounts advanced to the borrower or may be required to accept collateral with a value less than the amount of the loan advanced by us to the borrower.

***Our portfolio companies in some cases may incur debt or issue equity securities that rank equally with, or senior to, our investments in those companies.***

Our portfolio companies may have, or may be permitted to incur, other debt, or issue other equity securities that rank equally with, or senior to, our investments. By their terms, those instruments may provide that the holders are entitled to receive payment of dividends, interest or principal on or before the dates on which we are entitled to receive payments in respect of our investments. These debt instruments would usually prohibit the portfolio companies from paying interest on or repaying our investments in the event and during the continuance of a default under the debt. Also, in the event of insolvency, liquidation, dissolution, reorganization or bankruptcy of a portfolio company, holders of securities ranking senior to our investment in that portfolio company typically would be entitled to receive payment in full before we receive any distribution in respect of our investment. After repaying those holders, the portfolio company may not have any remaining assets to use for repaying its obligation to us. In the case of securities ranking equally with our investments, we would have to share on an equal basis any distributions with other security holders in the event of an insolvency, liquidation, dissolution, reorganization or bankruptcy of the relevant portfolio company.

The rights we may have with respect to the collateral securing certain loans we make to our portfolio companies may also be limited pursuant to the terms of one or more intercreditor agreements or agreements among lenders. Under these agreements, we may forfeit certain rights with respect to the collateral to holders with prior claims. These rights may include the right to commence enforcement proceedings against the collateral, the right to control the conduct of those enforcement proceedings, the right to approve amendments to collateral documents, the right to release liens on the collateral and the right to waive past defaults under collateral documents. We may not have the ability to control or direct such actions, even if as a result our rights as lenders are adversely affected.

***We may be exposed to special risks associated with bankruptcy cases.***

One or more of our portfolio companies may be involved in bankruptcy or other reorganization or liquidation proceedings. Many of the events within a bankruptcy case are adversarial and often beyond the control of the creditors. While creditors generally are afforded an opportunity to object to significant actions, we cannot assure you that a bankruptcy court would not approve actions that may be contrary to our interests. There also are instances where creditors can lose their ranking and priority if they are considered to have taken over management of a borrower.

The reorganization of a company can involve substantial legal, professional and administrative costs to a lender and the borrower; it is subject to unpredictable and lengthy delays; and during the process a company's competitive position may erode, key management may depart and a company may not be able to invest adequately. In some cases, the debtor company may not be able to reorganize and may be required to liquidate

assets. The debt of companies in financial reorganization will, in most cases, not pay current interest, may not accrue interest during reorganization and may be adversely affected by an erosion of the issuer's fundamental value.

In addition, lenders can be subject to lender liability claims for actions taken by them where they become too involved in the borrower's business or exercise control over the borrower. For example, we could become subject to a lender liability claim (alleging that we misused our influence on the borrower for the benefit of its lenders), if, among other things, the borrower requests significant managerial assistance from us and we provide that assistance.

***Our failure to make follow-on investments in our portfolio companies could impair the value of our investments.***

Following an initial investment in a portfolio company, we may make additional investments in that portfolio company as "follow-on" investments to:

- increase or maintain in whole or in part our equity ownership percentage;
- exercise warrants, options or convertible securities that were acquired in the original or subsequent financing; or
- attempt to preserve or enhance the value of our investment.

We may elect not to make follow-on investments, may be constrained in our ability to employ available funds, or otherwise may lack sufficient funds to make those investments. We have the discretion to make any follow-on investments, subject to the availability of capital resources. However, doing so could be placing even more capital at risk in existing portfolio companies.

The failure to make follow-on investments may, in some circumstances, jeopardize the continued viability of a portfolio company and our initial investment, or may result in a missed opportunity for us to increase our participation in a successful operation. Even if we have sufficient capital to make a desired follow-on investment, we may elect not to make a follow-on investment because we may not want to increase our concentration of risk, because we prefer other opportunities, or because we are inhibited by compliance with BDC requirements or the desire to maintain our tax status.

***Our ability to enter into transactions with our affiliates is restricted.***

We are prohibited under the 1940 Act from participating in certain transactions with certain of our affiliates without the prior approval of our Independent Directors and, in some cases, the SEC. Any person that owns, directly or indirectly, 5% or more of our outstanding voting securities is our affiliate for purposes of the 1940 Act, and we generally are prohibited from buying or selling any security from or to such affiliate, absent the prior approval of our Independent Directors. The 1940 Act also prohibits certain "joint" transactions with certain of our affiliates, which could include investments in the same portfolio company (whether at the same or different times), without prior approval of our Independent Directors and, in some cases, the SEC. If a person acquires more than 25% of our voting securities, we are prohibited from buying or selling any security from or to such person or certain of that person's affiliates, or entering into prohibited joint transactions with such persons, absent the prior approval of the SEC. Similar restrictions limit our ability to transact business with our officers or directors or their affiliates.

The decision by TSSP, TPG or our Adviser to allocate an opportunity to another entity could cause us to forgo an investment opportunity that we otherwise would have made. We also generally will be unable to invest in any issuer in which TPG and its other affiliates or a fund managed by TPG or its other affiliates has previously invested or in which they are making an investment. Similar restrictions limit our ability to transact business with

our officers or directors or their affiliates. These restrictions may limit the scope of investment opportunities that would otherwise be available to us.

On December 16, 2014, we were granted an exemptive relief order from the SEC that, if certain conditions are met, allows us to co-invest with affiliates of TSSP and TPG in middle-market loan origination activities for companies domiciled in the United States and certain “follow-on” investments in companies in which we have already co-invested pursuant to the order and remain invested. We and our affiliates, including investment funds managed by our affiliates, are only permitted to co-invest in accordance with the terms of the exemptive relief order or in the limited circumstances otherwise currently permitted by regulatory guidance. See “Related-Party Transactions and Certain Relationships—Exemptive Relief” for more information on the terms of the exemptive relief order.

***We cannot guarantee that we will be able to obtain various required licenses in U.S. states or in any other jurisdiction where they may be required in the future.***

We are required to have and may be required in the future to obtain various state licenses to, among other things, originate commercial loans, and may be required to obtain similar licenses from other authorities, including outside of the United States, in the future in connection with one or more investments. Applying for and obtaining required licenses can be costly and take several months. We cannot assure you that we will maintain or obtain all of the licenses that we need on a timely basis. We also are and will be subject to various information and other requirements to maintain and obtain these licenses, and we cannot assure you that we will satisfy those requirements. Our failure to maintain or obtain licenses that we require, now or in the future, might restrict investment options and have other adverse consequences.

***Our investments in foreign companies may involve significant risks in addition to the risks inherent in U.S. investments.***

Our investment strategy may include potential investments in foreign companies. Investing in foreign companies may expose us to additional risks not typically associated with investing in U.S. companies. These risks include changes in exchange control regulations, political and social instability, expropriation, imposition of foreign taxes (potentially at confiscatory levels), less liquid markets, less available information than is generally the case in the United States, higher transaction costs, less government supervision of exchanges, brokers and issuers, less developed bankruptcy laws, difficulty in enforcing contractual obligations, lack of uniform accounting and auditing standards and greater price volatility. In addition, interest income derived from loans to foreign companies is not eligible to be distributed to our non-U.S. stockholders free from withholding taxes.

Although most of our investments will be U.S. dollar-denominated, our investments that are denominated in a foreign currency will be subject to the risk that the value of a particular currency will change in relation to one or more other currencies. Among the factors that may affect currency values are trade balances, the level of short-term interest rates, differences in relative values of similar assets in different currencies, long-term opportunities for investment and capital appreciation and political developments. We may employ hedging techniques to minimize these risks, but we cannot assure you that such strategies will be effective or without risk to us.

***We expose ourselves to risks when we engage in hedging transactions.***

We have entered, and may in the future enter, into hedging transactions, which may expose us to risks associated with such transactions. We may seek to utilize instruments such as forward contracts, currency options and interest rate swaps, caps, collars and floors to seek to hedge against fluctuations in the relative values of our portfolio positions from changes in currency exchange rates and market interest rates and the relative value of certain debt securities from changes in market interest rates. Use of these hedging instruments may include counter-party credit risk. To the extent we have non-U.S. investments, particularly investments in non-U.S. denominated currencies, our hedging costs will increase.

## [Table of Contents](#)

We also have the ability to borrow in certain foreign currencies under the second amended and restated senior secured revolving credit agreement, as amended, with SunTrust Bank, as administrative agent, and certain lenders, which we refer to as the Revolving Credit Facility. Instead of entering into a foreign exchange forward contract in connection with loans or other investments we have made that are denominated in a foreign currency, we may borrow in that currency to establish a natural hedge against our loan or investment. To the extent the loan or investment is based on a floating rate other than a rate under which we can borrow under our Revolving Credit Facility, we may seek to utilize interest rate derivatives to hedge our exposure to changes in the associated rate.

Hedging against a decline in the values of our portfolio positions would not eliminate the possibility of fluctuations in the values of such positions or prevent losses if the values of such positions were to decline. However, such hedging can establish other positions designed to gain from those same developments, thereby offsetting the decline in the value of such portfolio positions. Such hedging transactions may also limit the opportunity for gain if the values of the underlying portfolio positions were to increase. It also may not be possible to hedge against an exchange rate or interest rate fluctuation that is so generally anticipated that we are not able to enter into a hedging transaction at an acceptable price.

The success of our hedging strategy will depend on our ability to correctly identify appropriate exposures for hedging. To date, we have entered into hedging transactions to seek to reduce currency exchange rate risk. In addition, in connection with the offering of our Convertible Senior Notes, which bear interest at a fixed rate, we entered into fixed-to-floating interest rate swaps to continue to align the interest rates of our liabilities with our investment portfolio, which consists of predominately floating rate loans. However, unanticipated changes in currency exchange rates or other exposures that we might hedge may result in poorer overall investment performance than if we had not engaged in any such hedging transactions. In addition, the degree of correlation between price movements of the instruments used in a hedging strategy and price movements in the portfolio positions being hedged may vary, as may the time period in which the hedge is effective relative to the time period of the related exposure.

For a variety of reasons, we may not seek to (or be able to) establish a perfect correlation between such hedging instruments and the positions being hedged. Any such imperfect correlation may prevent us from achieving the intended hedge and expose us to risk of loss. In addition, it may not be possible to hedge fully or perfectly against currency fluctuations affecting the value of securities denominated in non-U.S. currencies because the value of those securities is likely to fluctuate as a result of factors not related to currency fluctuations. Income derived from hedging transactions also is not eligible to be distributed to non-U.S. stockholders free from withholding taxes. See also “—We are exposed to risks associated with changes in interest rates” and “Management’s Discussion and Analysis of Financial Condition and Results of Operations—Results of Operations—Hedging.”

Finally, recent and anticipated regulatory changes require that certain types of swaps, including interest rate and credit default swaps, be cleared and traded on regulated platforms, and these regulatory changes are expected to apply to foreign exchange transactions in the future. Cleared swaps, such as the interest rate swaps we entered into in connection with our Convertible Senior Notes offering, require us to post collateral. Any failure by us to fulfill any collateral requirement (e.g., a so-called “margin call”) may result in a default and could have a material adverse impact on our business, financial condition and results of operations. Regulators also are expected to impose margin requirements for derivatives that are not cleared. These new requirements could significantly increase the cost of using swaps to hedge our interest rate and foreign exchange risk, and could increase our exposure to these risks.

***If we cease to be eligible for an exemption from regulation as a commodity pool operator, our compliance expenses could increase substantially.***

Our Adviser has been granted relief under a no-action letter, known as Letter 12-40, issued by the staff of the Commodity Futures Trading Commission, or CFTC. Letter 12-40 relieves our Adviser from registering with the CFTC as the commodity pool operator, or CPO, of us, so long as we:

- continue to be regulated by the SEC as a BDC;
- confine our trading in CFTC-regulated derivatives within specified thresholds; and
- are not marketed to the public as a commodity pool or as a vehicle for trading in CFTC-regulated derivatives.

If we were not to satisfy the conditions of Letter 12-40 in the future, our Adviser may be subject to registration with the CFTC as a CPO. Registered CPOs must comply with numerous substantive regulations related to disclosure, reporting and recordkeeping, and are required to become members of the National Futures Association, or the NFA, and be subject to the NFA's rules and bylaws. Compliance with these additional registration and regulatory requirements could increase our expenses and impact performance. The Adviser previously relied on the exemption from registration in CFTC Rule 4.13(a) (3), which is not available for advisers of companies whose stock is marketed to the public.

***Our portfolio investments may present special tax issues.***

Investments in below-investment grade debt instruments and certain equity securities may present special tax issues for us. U.S. federal income tax rules are not entirely clear about certain issues, including when we may cease to accrue interest, original issue discount or market discount, when and to what extent certain deductions may be taken for bad debts or worthless equity securities, how payments received on obligations in default should be allocated between principal and interest income, as well as whether exchanges of debt instruments in a bankruptcy or workout context are taxable. These matters could cause us to recognize taxable income for U.S. federal income tax purposes, even in the absence of cash or economic gain, and require us to make taxable distributions to our stockholders to maintain our RIC status or preclude the imposition of either U.S. federal corporate income or excise taxation. Additionally, because such taxable income may not be matched by corresponding cash received by us, we may be required to borrow money or dispose of other investments to be able to make distributions to our stockholders. These and other issues will be considered by us, to the extent determined necessary, so that we aim to minimize the level of any U.S. federal income or excise tax that we would otherwise incur. See "Material U.S. Federal Income Tax Considerations—Regulated Investment Company Classification."

***Unless Congress renews certain exemptions that expired for taxable years commencing after December 31, 2014, certain dividend distributions we make to certain non-U.S. stockholders will be subject to U.S. withholding tax.***

In recent years, Congress has renewed the rules under which certain dividend distributions by RICs paid out of interest income, which we refer to as interest-related dividends, qualified for a generally applicable exemption from U.S. withholding tax. As a result, a non-U.S. stockholder could receive interest-related dividends free of U.S. withholding tax if (as normally would be the case) the stockholder would not have been subject to U.S. withholding tax if it had received the underlying interest income directly. This exemption expired for taxable years commencing after December 31, 2014. Further legislation will be required to make the exemption available with respect to such taxable years. We cannot assure you that Congress will extend the pass-through rules for taxable years commencing after December 31, 2014, or that any such extension will apply to all dividends that we distribute in such taxable years. A failure to extend the exemption for interest-related dividends would not affect the treatment of non-U.S. stockholders that qualify for an exemption from U.S. withholding tax on dividends by reason of their special status (for example, foreign government-related entities and certain pension funds resident in favorable treaty jurisdictions).



## [Table of Contents](#)

***If we are not treated as a publicly offered regulated investment company, certain U.S. stockholders will be treated as having received a dividend from us in the amount of such U.S. stockholders' allocable share of the Management and Incentive Fees paid to our investment adviser and certain of our other expenses, and these fees and expenses will be treated as miscellaneous itemized deductions of such U.S. stockholders.***

We expect to be treated as a “publicly offered regulated investment company” as a result of shares of our common stock being treated as regularly traded on an established securities market. However, we cannot assure you that we will be treated as a publicly offered regulated investment company for all years. For example, if our shares are not treated as regularly traded and we are not held by more than 500 persons at all times during the taxable year, we might not be treated as a publicly offered regulated investment company. If we are not treated as a publicly offered regulated investment company for any calendar year, each U.S. stockholder that is an individual, trust or estate will be treated as having received a dividend from us in the amount of such U.S. stockholder's allocable share of the Management Fees and Incentive Fees paid to our Adviser and certain of our other expenses for the calendar year, and these fees and expenses will be treated as miscellaneous itemized deductions of such U.S. stockholder. Miscellaneous itemized deductions generally are deductible by a U.S. stockholder that is an individual, trust or estate only to the extent that the aggregate of such U.S. stockholder's miscellaneous itemized deductions exceeds 2% of such U.S. stockholder's adjusted gross income for U.S. federal income tax purposes, are not deductible for purposes of the alternative minimum tax and are subject to the overall limitation on itemized deductions under the Code. See “Material U.S. Federal Income Tax Considerations—Taxation of U.S. Stockholders—Potential Limitation with Respect to Certain U.S. Stockholders on Deductions for Certain Fees and Expenses.”

***There are certain risks associated with holding debt obligations that have original issue discount or payment-in-kind, or PIK.***

Original issue discount, or OID, may arise if we hold securities issued at a discount, receive warrants in connection with the making of a loan, or in certain other circumstances.

OID creates the risk that Incentive Fees will be paid to the Adviser based on non-cash accruals that ultimately may not be realized, while the Adviser will be under no obligation to reimburse us for these fees.

The higher interest rates of OID instruments reflect the payment deferral and increased credit risk associated with these instruments, and OID instruments generally represent a significantly higher credit risk than coupon loans. Even if the accounting conditions for income accrual are met, the borrower could still default when our actual collection is supposed to occur at the maturity of the obligation.

OID instruments may have unreliable valuations because their continuing accruals require continuing judgments about the collectability of the deferred payments and the value of any associated collateral. OID income may also create uncertainty about the source of our cash distributions.

For accounting purposes, any cash distributions to stockholders representing OID income are not treated as coming from paid-in capital, even if the cash to pay them comes from the proceeds of issuances of our common stock. As a result, despite the fact that a distribution representing OID income could be paid out of amounts invested by our stockholders, the 1940 Act does not require that stockholders be given notice of this fact by reporting it as a return of capital.

PIK interest has the effect of generating investment income at a compounding rate, thereby further increasing the Incentive Fees payable to the Adviser. Similarly, all things being equal, the deferral associated with PIK interest also increases the loan-to-value ratio at a compounding rate.

## Risks Related to Offerings Pursuant to This Prospectus

*There is a risk that investors in our common stock may not receive dividends or that our dividends may not grow over time.*

We intend to continue making distributions on a quarterly basis to our stockholders out of assets legally available for distribution. We cannot assure you that we will achieve investment results or maintain a tax status that will allow or require any specified level of cash distributions or year-to-year increases in cash distributions. Our ability to pay distributions might be adversely affected by the impact of one or more of the risk factors described in this prospectus. Due to the asset coverage test applicable to us under the 1940 Act as a BDC or restrictions under our credit facilities, we may be limited in our ability to make distributions. Although a portion of our expected earnings and dividend distributions will be attributable to net interest income, we do not expect to generate capital gains from the sale of our portfolio investments on a level or uniform basis from quarter to quarter. This may result in substantial fluctuations in our quarterly dividend payments.

In some cases where we receive certain upfront fees in connection with loans we originate, we treat the loan as having OID under applicable accounting and tax regulations, even though we have received the corresponding cash. In other cases, however, we may recognize income before or without receiving the corresponding cash, including in connection with the accretion of OID. For other risks associated with debt obligations treated as having OID, see “—Risks Related to Our Portfolio Company Investments—There are certain risks associated with holding debt obligations that have original issue discount or payment-in-kind, or PIK.”

Therefore, we may be required to make a distribution to our stockholders in order to satisfy the annual distribution requirement necessary to qualify for and maintain RIC tax treatment under Subchapter M of the Code, even though we may not have received the corresponding cash amount. Accordingly, we may have to sell investments at times we would not otherwise consider advantageous, raise additional debt or equity capital or reduce new investment originations to meet these distribution requirements for this purpose. If we are not able to obtain cash from other sources, we may fail to qualify as a RIC and thereby be subject to corporate-level income tax. In addition, the withholding tax treatment of our distributions to certain of our non-U.S. stockholders depends on whether and when Congress enacts legislation extending the pass-through treatment of “interest-related dividends.” This treatment expired for taxable years commencing after December 31, 2014. See “Material U.S. Federal Income Tax Considerations—Regulated Investment Company Classification.”

To the extent that the amounts distributed by us exceed our current and accumulated earnings and profits, these excess distributions will be treated first as a return of capital to the extent of a stockholder’s tax basis in his or her shares and then as capital gain. Reducing a stockholder’s tax basis will have the effect of increasing his or her gain (or reducing loss) on a subsequent sale of shares.

The part of the Incentive Fee payable by us that relates to our net investment income is computed and paid on income that may include interest that has been accrued but not yet received in cash. If a portfolio company defaults on a loan, it is possible that accrued interest previously used in the calculation of the Incentive Fee will become uncollectible. Consequently, while we may make Incentive Fee payments on income accruals that we may not collect in the future and with respect to which we do not have a clawback right against our Adviser, the amount of accrued income written off in any period will reduce the income in the period in which the write-off is taken and thereby reduce that period’s Incentive Fee payment, if any.

In addition, the middle-market companies in which we intend to invest may be more susceptible to economic downturns than larger operating companies, and therefore may be more likely to default on their payment obligations to us during recessionary periods. Any such defaults could substantially reduce our net investment income available for distribution in the form of dividends to our stockholders.

***Investing in our securities may involve a high degree of risk.***

The investments we make in accordance with our investment objective may result in a higher amount of risk than alternative investment options and volatility or loss of principal. Our investments in portfolio companies may be highly speculative and aggressive and, therefore, an investment in our securities may not be suitable for someone with lower risk tolerance.

***The market price of our common stock may fluctuate significantly.***

The market price and liquidity of the market for shares of our common stock may be significantly affected by numerous factors, some of which are beyond our control and may not be directly related to our operating performance. These factors include:

- significant volatility in the market price and trading volume of securities of BDCs or other companies in our sector, which is not necessarily related to the operating performance of these companies;
- changes in regulatory policies or tax guidelines, particularly with respect to RICs or BDCs;
- the exclusion of BDC common stock from certain market indices, which could reduce the ability of certain investment funds to own our common stock and put short-term selling pressure on our common stock;
- loss of RIC or BDC status;
- changes or perceived changes in earnings or variations in operating results;
- changes in our portfolio of investments;
- changes or perceived changes in the value of our portfolio of investments;
- changes in accounting guidelines governing valuation of our investments;
- any shortfall in revenue or net income or any increase in losses from levels expected by investors or securities analysts;
- any downgrades to our credit rating or placement on a negative watch status by a credit rating agency;
- departure of the Adviser's or any of its affiliates' key personnel;
- operating performance of companies comparable to us;
- general economic trends and other external factors; and
- loss of a major funding source.

***We cannot assure you that a market for our common stock will be sustained or that the market price of shares of our common stock will not decline.***

We cannot assure you that a trading market for our common stock will be sustained. In addition, we cannot predict the prices at which our common stock will trade. Shares of closed-end investment companies, including BDCs, frequently trade at a discount from their net asset value and our stock may also be discounted in the market. This characteristic of closed-end investment companies is separate and distinct from the risk that our net asset value per share of common stock may decline. We cannot predict whether our common stock will trade at, above or below net asset value. In addition, if our common stock trades below its net asset value, we will generally not be able to sell additional shares of our common stock to the public at its market price without first obtaining the approval of a majority of our stockholders (including a majority of our unaffiliated stockholders) and our Independent Directors for such issuance.

***Sales of substantial amounts of our common stock in the public market may have an adverse effect on the market price of our common stock.***

Sales of substantial amounts of our common stock, the availability of such common stock for sale (including as a result of the conversion of our Convertible Senior Notes into common stock) or the perception that such sales could occur could adversely affect the prevailing market prices for our common stock. If this occurs, it could impair our ability to raise additional capital through the sale of equity securities should we desire to do so. We cannot predict what effect, if any, future sales of securities or the availability of securities for future sales will have on the market price of our common stock prevailing from time to time.

***Our stockholders may experience dilution upon the conversion of our Convertible Senior Notes.***

Our Convertible Senior Notes are convertible into shares of our common stock beginning on June 15, 2019 or, under certain circumstances, earlier. Upon conversion of the Convertible Senior Notes, we have the choice to pay or deliver, as the case may be, at our election, cash, shares of our common stock or a combination of cash and shares of our common stock. The initial conversion price of the Convertible Senior Notes is \$25.83, subject to adjustment in certain circumstances. If we elect to deliver shares of common stock upon a conversion at the time our tangible book value per share exceeds the conversion price in effect at such time, our stockholders may incur dilution. In addition, our stockholders will experience dilution in their ownership percentage of common stock upon our issuance of common stock in connection with the conversion of the Convertible Senior Notes and any dividends paid on our common stock will also be paid on shares issued in connection with such conversion after such issuance.

***Our stockholders will experience dilution in their ownership percentage if they opt out of our dividend reinvestment plan.***

We have adopted a dividend reinvestment plan, pursuant to which we will reinvest all cash dividends and distributions declared by the Board on behalf of investors who do not elect to receive their dividends in cash. As a result, if the Board authorizes, and we declare, a cash dividend or other distribution, then our stockholders who have not opted out of our dividend reinvestment plan will have their cash distributions automatically reinvested in additional common stock, rather than receiving the cash dividend or other distribution. See “Price Range of Common Stock and Distributions” and “Dividend Reinvestment Plan” for a description of our dividend policy and obligations.

In addition, the number of shares issued pursuant to the dividend reinvestment plan will be determined based on the market price of shares of our common stock, except in circumstances where the market price exceeds our most recently computed net asset value per share, in which case we will issue shares at the greater of (i) the most recently computed net asset value per share and (ii) 95% of the current market price per share or such lesser discount to the current market price per share that still exceeds the most recently computed net asset value per share. Accordingly, participants in the dividend reinvestment plan may receive a greater number of shares of our common stock than the number of shares associated with the market price of our common stock, resulting in dilution for other stockholders. Stockholders that opt out of our dividend reinvestment plan will experience dilution in their ownership percentage of our common stock over time.

***Purchases of our common stock by us under the Company 10b5-1 Plan may result in the price of our common stock being higher than the price that otherwise might exist in the open market.***

We have entered into an agreement with Goldman, Sachs & Co., or the Company 10b5-1 Plan, in accordance with Rules 10b5-1 and 10b-18 under the Exchange Act, under which Goldman, Sachs & Co, as agent for us, will buy up to \$50 million of our common stock in the aggregate during the period ending on the earlier of the date on which all the capital committed to the plan has been exhausted or June 30, 2015.

## [Table of Contents](#)

Whether purchases will be made under the Company 10b5-1 Plan and how much will be purchased at any time is uncertain, dependent on prevailing market prices and trading volumes, all of which we cannot predict. These activities may have the effect of maintaining the market price of our common stock or retarding a decline in the market price of the common stock, and, as a result, the price of our common stock may be higher than the price that otherwise might exist in the open market.

***We will have broad discretion over the use of proceeds of any offering made pursuant to this prospectus, to the extent it is successful.***

We will have significant flexibility in applying the proceeds of any offering made pursuant to this prospectus. For example, we may pay operating expenses from net proceeds, which could limit our ability to achieve our investment objective.

***Your interest in us may be diluted if you do not fully exercise your subscription rights in any rights offering. In addition, if the subscription price is less than our net asset value per share, then you will experience an immediate dilution of the aggregate net asset value of your shares.***

In the event we issue subscription rights, stockholders who do not fully exercise their subscription rights should expect that they will, at the completion of a rights offering pursuant to this prospectus, own a smaller proportional interest in us than would otherwise be the case if they fully exercised their rights. We cannot state precisely the amount of any such dilution in share ownership because we do not know at this time what proportion of the shares will be purchased as a result of such rights offering.

In addition, if the subscription price is less than the net asset value per share of our common stock, then our stockholders would experience an immediate dilution of the aggregate net asset value of their shares as a result of the offering. The amount of any decrease in net asset value is not predictable because it is not known at this time what the subscription price and net asset value per share will be on the expiration date of a rights offering or what proportion of the shares will be purchased as a result of such rights offering. Such dilution could be substantial.

***We may in the future determine to issue preferred stock, which could adversely affect the market value of our common stock and cause the net asset value and market value of our common stock to be more volatile.***

The issuance of shares of preferred stock with dividend or conversion rights, liquidation preferences or other economic terms favorable to the holders of preferred stock could adversely affect the market price for our common stock by making an investment in the common stock less attractive and could make the net asset value and market value of our common stock more volatile. Payment of dividends and repayment of the liquidation preference of preferred stock would take preference over any dividends or other payments to our common stockholders, and holders of preferred stock would not be subject to any of our expenses or losses and would not be entitled to participate in any income or appreciation in excess of their stated preference (other than convertible preferred stock that converts into common stock). If the dividend rate on the preferred stock were to approach the net rate of return on our investment portfolio, the benefit of leverage to the holders of the common stock would be reduced. If the dividend rate on the preferred stock were to exceed the net rate of return on our portfolio, the leverage would result in a lower rate of return to the holders of common stock than if we had not issued preferred stock. Any decline in the net asset value of our investments would be borne entirely by the holders of common stock. Therefore, if the market value of our portfolio were to decline, the leverage would result in a greater decrease in net asset value to the holders of common stock than if we were not leveraged through the issuance of preferred stock. This greater net asset value decrease would also tend to cause a greater decline in the market price for the common stock. We might be in danger of failing to maintain the required asset coverage of the preferred stock or of losing our ratings on the preferred stock or, in an extreme case, our current investment income might not be sufficient to meet the dividend requirements on the preferred stock. In order to counteract such an event, we might need to liquidate investments in order to fund a redemption of some or all of the preferred stock. In addition, under the 1940 Act, preferred stock constitutes a “senior security” for purposes of the asset coverage test.

***Holders of any preferred stock we might issue would have the right to elect members of the board of directors and class voting rights on certain matters.***

Holders of any preferred stock we might issue, voting separately as a single class, would have the right to elect two members of the Board at all times and in the event dividends become two full years in arrears would have the right to elect a majority of the directors until such arrearage is completely eliminated. In addition, preferred stockholders may have class voting rights on certain matters, including changes in fundamental investment restrictions and conversion to open-end status, and, accordingly, could veto any such changes. Restrictions imposed on the declarations and payment of dividends or other distributions to the holders of our common stock and preferred stock, both by the 1940 Act and by requirements imposed by rating agencies or the terms of our credit facilities, might impair our ability to maintain our qualification as a RIC for federal income tax purposes. While we would intend to redeem our preferred stock to the extent necessary to enable us to distribute our income as required to maintain our qualification as a RIC, there can be no assurance that such actions could be effected in time to meet the tax requirements.

## SPECIAL NOTE REGARDING FORWARD-LOOKING STATEMENTS

This prospectus contains forward-looking statements that involve substantial risks and uncertainties. These forward-looking statements are not historical facts, but rather are based on current expectations, estimates and projections about us, our current and prospective portfolio investments, our industry, our beliefs, and our assumptions. Words such as “anticipates,” “expects,” “intends,” “plans,” “believes,” “seeks,” “estimates,” “would,” “should,” “targets,” “projects,” and variations of these words and similar expressions are intended to identify forward-looking statements. These statements are not guarantees of future performance and are subject to risks, uncertainties, and other factors, some of which are beyond our control and difficult to predict, that could cause actual results to differ materially from those expressed or forecasted in the forward-looking statements.

In addition to factors identified elsewhere in this prospectus, the following factors, among others, could cause actual results to differ materially from forward-looking statements or historical performance:

- an economic downturn could impair our portfolio companies’ abilities to continue to operate, which could lead to the loss of some or all of our investments in those portfolio companies;
- such an economic downturn could disproportionately impact the companies in which we have invested and others that we intend to target for investment, potentially causing us to experience a decrease in investment opportunities and diminished demand for capital from these companies;
- such an economic downturn could also impact availability and pricing of our financing;
- an inability to access the capital markets could impair our ability to raise capital and our investment activities; and
- the risks, uncertainties and other factors we identify in the section entitled “Risk Factors” in this prospectus.

Although we believe that the assumptions on which these forward-looking statements are based are reasonable, some of those assumptions are based on the work of third parties and any of those assumptions could prove to be inaccurate; as a result, forward-looking statements based on those assumptions also could prove to be inaccurate. In light of these and other uncertainties, the inclusion of a projection or forward-looking statement in this prospectus should not be regarded as a representation by us that our plans and objectives will be achieved. These risks and uncertainties include, among other things, those described or identified in “Risk Factors” and elsewhere in this prospectus. You should not place undue reliance on these forward-looking statements, which apply only as of the date of this prospectus. We do not undertake any obligation to update or revise any forward-looking statements or any other information contained herein, except as required by applicable law. You should understand that, under Section 27A(b)(2)(B) of the Securities Act and Section 21E(b)(2)(B) of the Exchange Act, the “safe harbor” provisions of the Private Securities Litigation Reform Act of 1995 do not apply to statements made in connection with any offering of securities pursuant to this prospectus.

## USE OF PROCEEDS

Unless otherwise specified in a prospectus supplement, we intend to use the net proceeds from the sale of our securities pursuant to this prospectus for general corporate purposes, which may include investing in portfolio companies in accordance with our investment objective and strategies described in this prospectus and repaying indebtedness (which will be subject to reborrowing). The supplement to this prospectus relating to an offering will more fully identify the use of the proceeds from such offering.

We estimate that it will take less than three months for us to substantially invest the net proceeds of any offering made pursuant to this prospectus, depending on the availability of attractive opportunities, market conditions and the amount raised.

Proceeds not immediately used for new investments or the temporary repayment of debt will be invested primarily in cash, cash equivalents, U.S. government securities and other high-quality investments that mature in one year or less from the date of investment. These securities may have lower yields than the types of investments we would typically make in accordance with our investment objective and, accordingly, may result in lower distributions, if any, during such period.



**PRICE RANGE OF COMMON STOCK AND DISTRIBUTIONS**

Our common stock is traded on the NYSE under the symbol “TSLX.” Our common stock has historically traded at prices both above and below our net asset value per share. It is not possible to predict whether our common stock will trade at, above or below net asset value. See “Risk Factors—Risks Related to Offerings Pursuant to This Prospectus.”

The following table sets forth, for each fiscal quarter since our IPO, the net asset value per share of our common stock, the range of high and low closing sales prices of our common stock reported on the NYSE, the closing sales price as a premium (discount) to net asset value and the dividends or distributions declared by us. On June 12, 2015, the last reported closing sales price of our common stock on the NYSE was \$18.08 per share, which represented a premium of approximately 15.9% to the net asset value per share reported by us as of March 31, 2015.

	Net Asset Value(1)	Price Range		High Sales Price to Net Asset Value(2)	Low Sales Price to Net Asset Value(2)	Cash Dividend Per Share(3)
		High	Low			
<b>Year ended December 31, 2014</b>						
First Quarter (beginning March 21, 2014)	\$ 15.51	\$16.70	\$16.00	7.7%	3.2%	\$ 0.38
Second Quarter	\$ 15.70	\$23.90	\$16.60	52.2%	5.7%	\$ 0.38
Third Quarter	\$ 15.66	\$22.36	\$16.01	42.8%	2.2%	\$ 0.38
Fourth Quarter	\$ 15.53	\$18.00	\$15.74	15.9%	1.4%	\$ 0.39
<b>Year ended December 31, 2015</b>						
First Quarter	\$ 15.60	\$18.54	\$16.34	18.8%	4.7%	\$ 0.39

- (1) Net asset value per share is determined as of the last day in the relevant quarter and therefore may not reflect the net asset value per share on the date of the high and low closing sales prices. The net asset values shown are based on outstanding shares at the end of the relevant quarter.
  - (2) Calculated as the respective high or low closing sales price less net asset value, divided by net asset value (in each case, as of the applicable quarter).
  - (3) Represents the dividend or distribution declared in the relevant quarter.
- \* Net asset value has not yet been calculated for this period.

To the extent we have earnings available for distribution, we expect to continue distributing quarterly dividends to our stockholders. Our quarterly dividends, if any, will be determined by our Board. Any dividends to our stockholders will be declared out of assets legally available for distribution.

On December 3, 2013, our Board approved a stock split in the form of a stock dividend pursuant to which our stockholders of record as of December 4, 2013 received 65.676 additional shares of common stock for each share of common stock held. We distributed the shares on December 5, 2013 and paid cash for fractional shares without interest or deduction. We have retroactively applied the effect of the stock split to the financial information presented in this prospectus by multiplying numbers of shares outstanding by 66.676 and dividing per share amounts by 66.676.

On May 6, 2015, our Board declared a dividend of \$0.39 per share for the quarter ending June 30, 2015 to stockholders of record as of June 30, 2015. The dividend is expected to be paid on or about July 31, 2015. We anticipate that this dividend will be paid from income generated primarily by interest earned on our investment portfolio.

## [Table of Contents](#)

The following tables summarize dividends declared during the three months ended March 31, 2015 and the years ended December 31, 2014 and 2013:

Date Declared	Three Months Ended March 31, 2015		Dividend per Share
	Record Date	Payment Date	
February 24, 2015	March 31, 2015	April 30, 2015	\$ 0.39
<b>Total Dividends Declared</b>			<b>\$ 0.39</b>

Date Declared	Year Ended December 31, 2014		Dividend per Share
	Record Date	Payment Date	
March 26, 2014	March 31, 2014	April 30, 2014	\$ 0.38
May 6, 2014	June 30, 2014	July 31, 2014	\$ 0.38
August 4, 2014	September 30, 2014	October 31, 2014	\$ 0.38
November 3, 2014	December 31, 2014	January 30, 2015	\$ 0.39
<b>Total Dividends Declared</b>			<b>\$ 1.53</b>

Date Declared	Year Ended December 31, 2013		Dividend per Share <sup>(2)</sup>
	Record Date	Payment Date	
March 12, 2013	March 31, 2013	May 6, 2013	\$ 0.38
June 30, 2013	June 30, 2013	July 31, 2013	0.40
September 30, 2013	September 30, 2013	October 31, 2013	0.38
December 31, 2013 <sup>(1)</sup>	December 31, 2013	January 30, 2014	0.40
<b>Total Dividends Declared</b>			<b>\$ 1.56</b>

- (1) December 31, 2013 declared dividend includes a special dividend of \$0.03 per share.
- (2) As further described in Note 9 to our audited consolidated financial statements, the indicated amounts for dates prior to December 3, 2013 have been retroactively adjusted for the stock split which was effected in the form of a stock dividend.

The dividends declared during the three months ended March 31, 2015 were derived from net investment income, determined on a tax basis. The dividends declared during the years ended December 31, 2014 and December 31, 2013, were derived from net investment income and long-term capital gains, determined on a tax basis.

To the extent that the amounts distributed by us are in excess of our current and accumulated earnings and profits, such excess distributions will be treated first as a return of capital to the extent of a stockholder's tax basis in his or her shares and then as capital gain. Reducing a stockholder's tax basis will have the effect of increasing his or her gain (or reducing loss) on a subsequent sale of shares. The specific tax characteristics of the dividend will be reported to stockholders after the end of the calendar year.

To be treated as a RIC for U.S. federal income tax purposes and therefore to avoid being subject to corporate-level U.S. federal income taxation of our earnings, we must distribute (or be treated as distributing) in each taxable year dividends for tax purposes equal to at least 90% of our investment company taxable income (as defined by the Code) and 90% of our net tax-exempt income to our stockholders in that taxable year. In addition, we generally will be subject to a nondeductible U.S. federal excise tax equal to 4% of the amount by which our distributions for a calendar year are less than the sum of:

- 98% of our net ordinary income, excluding certain ordinary gains and losses, recognized during such calendar year;

## Table of Contents

- 98.2% of our capital gain net income, adjusted for certain ordinary gains and losses, recognized for the twelve-month period ending on October 31 of such calendar year; and
- 100% of income or gains recognized, but not distributed, in preceding years.

For these purposes, we will be deemed to have distributed any net ordinary taxable income or capital gain net income on which we have paid U.S. federal income tax. Depending on the level of taxable income earned in a calendar year, we may choose to carry forward taxable income for distribution in the following calendar year, and pay any applicable U.S. federal excise tax. We elected to retain a portion of income and capital gains for the three months ended March 31, 2015 and for the calendar years ended December 31, 2014 and 2013 for purposes of additional liquidity and we recorded a net expense of \$0.3 million, \$1.1 million and \$0.2 million, respectively, for U.S. federal excise tax as a result. We cannot assure you that we will achieve results that will permit the payment of any dividends. See “Risk Factors—Risks Related to Our Business and Structure—We will be subject to corporate-level U.S. federal income tax if we are unable to maintain our qualification as a RIC under Subchapter M of the Code, including as a result of our failure to satisfy the RIC distribution requirements.”

We also intend to distribute net capital gains (that is, net long-term capital gains in excess of net short-term capital losses), if any, at least annually out of the assets legally available for such distributions. However, we may decide in the future to retain such net capital gains for investment and elect to treat such gains as deemed distributions to our stockholders. If this happens, our stockholders will be treated for U.S. federal income tax purposes as if they had received an actual distribution of the net capital gains that we retain and they reinvested the net after-tax proceeds in us. In this situation, our stockholders would be eligible to claim a tax credit (or, in certain circumstances, a tax refund) equal to their allocable share of the tax we paid on the capital gains deemed distributed to them. See “Material U.S. Federal Income Tax Considerations.” We cannot assure you that we will achieve results that will permit us to pay any cash distributions or that will not be limited in our ability to pay dividends under the asset coverage test applicable to us under the 1940 Act.

Unless our common stockholders elect to receive their dividends in cash, we intend to make such distributions in additional shares of our common stock under our dividend reinvestment plan. See “Dividend Reinvestment Plan.”

## MANAGEMENT'S DISCUSSION AND ANALYSIS OF FINANCIAL CONDITION AND RESULTS OF OPERATIONS

*The following discussion and analysis of our financial condition and results of operations should be read in conjunction with "Selected Financial Data and Other Information" and our consolidated financial statements and related notes appearing elsewhere in this prospectus. The information in this section contains forward-looking statements that involve risks and uncertainties. Please see "Risk Factors" and "Special Note Regarding Forward-Looking Statements" for a discussion of the uncertainties, risks and assumptions associated with these statements.*

### Overview

TPG Specialty Lending, Inc. is a Delaware corporation formed on July 21, 2010. The Adviser is our external manager. We have three wholly owned subsidiaries, TC Lending, LLC, a Delaware limited liability company, which holds a California finance lender and broker license, TPG SL SPV, LLC, a Delaware limited liability company, in which we hold assets to support our asset-backed credit facility, and TSL MR, LLC, a Delaware limited liability company, in which we hold certain investments. Our results reflect our ramp-up of initial investments, which is now complete, as well as the ongoing measured growth of our portfolio of investments.

We have elected to be regulated as a BDC under the 1940 Act and as a RIC under the Code. We made our BDC election on April 15, 2011. As a result, we are required to comply with various statutory and regulatory requirements, such as:

- the requirement to invest at least 70% of our assets in "qualifying assets";
- source of income limitations;
- asset diversification requirements; and
- the requirement to distribute (or be treated as distributing) in each taxable year at least 90% of our investment company taxable income and tax-exempt interest for that taxable year.

Our shares are currently listed on the NYSE under the symbol "TSLX."

On November 3, 2014, our Board approved a stock repurchase plan, the Company 10b5-1 Plan, to acquire up to \$50 million in the aggregate of our common stock at prices below our net asset value over a specified period, in accordance with the guidelines specified in Rule 10b-18 and Rule 10b5-1 of the Exchange Act. Unless extended or terminated by the Board, the Company 10b5-1 Plan will be in effect through the earlier of June 30, 2015 or such time as the approved \$50 million repurchase amount has been fully utilized, subject to certain conditions. As of March 31, 2015, no shares had been repurchased under the Company 10b5-1 Plan.

### Our Investment Framework

We are a specialty finance company focused on lending to middle-market companies. Since we began our investment activities in July 2011, through March 31, 2015, we have originated more than \$3.6 billion aggregate principal amount of investments and retained approximately \$2.5 billion aggregate principal amount of these investments on our balance sheet prior to any subsequent exits and repayments. We seek to generate current income primarily in U.S.-domiciled middle-market companies through direct originations of senior secured loans and, to a lesser extent, originations of mezzanine loans and investments in corporate bonds and equity securities.

By "middle-market companies," we mean companies that have annual EBITDA, which we believe is a useful proxy for cash flow, of \$10 million to \$250 million, although we may invest in larger or smaller companies on occasion. As of March 31, 2015, our core portfolio companies, which excludes certain investments that fall outside of our typical borrower profile, had weighted average annual revenue of \$126 million and weighted average annual EBITDA of \$32 million.

## [Table of Contents](#)

We invest in first-lien debt, second-lien debt, mezzanine debt and equity and other investments. Our first-lien debt may include stand-alone first-lien loans; “last out” first-lien loans, which are loans that have a secondary priority behind super-senior “first out” first-lien loans; “unitranche” loans, which are loans that combine features of first-lien, second-lien and mezzanine debt, generally in a first-lien position; and secured corporate bonds with similar features to these categories of first-lien loans. Our second-lien debt may include secured loans, and, to a lesser extent, secured corporate bonds, with a secondary priority behind first-lien debt.

As of March 31, 2015, our average investment size in each of our portfolio companies was approximately \$38.0 million.

The companies in which we invest use our capital to support organic growth, acquisitions, market or product expansion and recapitalizations. We expect that no single investment will represent more than 15% of our total investment portfolio. The debt in which we invest typically is not rated by any rating agency, but if these instruments were rated, they would likely receive a rating of below investment grade (that is, below BBB- or Baa3), which is often referred to as “junk”.

Through our Adviser, we consider potential investments utilizing a four-tiered investment framework and against our existing portfolio as a whole:

*Business and sector selection.* We focus on companies with enterprise value between \$50 million and \$1 billion. When reviewing potential investments, we seek to invest in businesses with high marginal cash flow, recurring revenue streams and where we believe credit quality will improve over time. We look for portfolio companies that we think have a sustainable competitive advantage in growing industries or distressed situations. We also seek companies where our investment will have a low loan-to-value ratio.

We currently do not limit our focus to any specific industry and we may invest in larger or smaller companies on occasion. We classify the industries of our portfolio companies by end-market (such as healthcare and pharmaceuticals, and business services) and not by the products or services (such as software) directed to those end-markets.

As of March 31, 2015, no industry represented more than 16.2% of our total investment portfolio.

*Investment Structuring.* We focus on investing at the top of the capital structure and protecting that position. As of March 31, 2015, approximately 97.9% of our portfolio was invested in secured debt, including 90.1% in first-lien debt investments. We carefully diligence and structure investments to include strong investor covenants. As a result, we structure investments with a view to creating opportunities for early intervention in the event of non-performance or stress. In addition, we seek to retain effective voting control in investments over the loans or particular class of securities in which we invest through maintaining affirmative voting positions or negotiating consent rights that allow us to retain a blocking position. We also aim for our loans to mature on a medium term, between two to six years after origination. For the three months ended March 31, 2015, the weighted average term on new investment commitments in new portfolio companies was 5.5 years.

*Deal Dynamics.* We focus on, among other deal dynamics, direct origination of investments, where we identify and lead the investment transaction. A substantial majority of our portfolio investments are sourced through our direct or proprietary relationships.

*Risk Mitigation.* We seek to mitigate non-credit-related risk on our returns in several ways, including call protection provisions to protect future payment income. As of March 31, 2015, we had call protection on 93.9% of our debt investments, with weighted average call prices of 107.2% for the first year, 104.0% for the second year and 102.0% for the third year, in each case from the date of the initial investment. As of March 31, 2015, 96.5% of our debt investments bore interest at floating rates, subject to interest rate floors, which we believe helps act as a portfolio-wide hedge against inflation.

***Relationship with our Adviser, TSSP and TPG***

Our Adviser is a Delaware limited liability company. Our Adviser acts as our investment adviser and administrator and is a registered investment adviser with the SEC under the Advisers Act. Our Adviser sources and manages our portfolio through a dedicated team of investment professionals predominately focused on us. Our Investment Team is led by our Chairman and Co-Chief Executive Officer and our Adviser's Co-Chief Investment Officer Joshua Easterly, our Co-Chief Executive Officer Michael Fishman and our Adviser's Co-Chief Investment Officer Alan Waxman, all of whom have substantial experience in credit origination, underwriting and asset management. Our investment decisions are made by our Investment Review Committee, which includes senior personnel of our Adviser and TSSP.

TSSP, with over \$11 billion of assets under management, encompasses TPG Specialty Lending, TPG Opportunities Partners and TSSP Adjacent Opportunities Partners, which invest in special situations and distressed investments across the credit cycle, Austin Credit Macro, which is focused on macro credit opportunities, TSL Europe, which is aimed at European middle-market loan originations, and TPG Institutional Credit Partners, which is a "public-side" credit investment platform focused on investment opportunities in broadly syndicated leveraged loan markets, is TPG's special situations and credit platform. TSSP has extensive experience with highly complex, global public and private investments executed through primary originations, secondary market purchases and restructurings, and has a team of over 100 investment and operating professionals. Twenty six (26) of these personnel are dedicated to our business, including 19 investment professionals.

Our Adviser consults with TSSP and TPG in connection with a substantial number of our investments. The TSSP and TPG platforms provide us with a breadth of large and scalable investment resources. We believe we benefit from their market expertise, insights into sector and macroeconomic trends and intensive due diligence capabilities, which help us discern market conditions that vary across industries and credit cycles, identify favorable investment opportunities and manage our portfolio of investments. TSSP and TPG will refer all middle-market loan origination activities for companies domiciled in the United States to us and conduct those activities through us. The Adviser will determine whether it would be permissible, advisable or otherwise appropriate for us to pursue a particular investment opportunity allocated to us by TSSP and TPG.

On December 16, 2014, we were granted an exemptive relief order from the SEC that, if certain conditions are met, allows us to co-invest with affiliates of TSSP and TPG in middle-market loan origination activities for companies domiciled in the United States and certain "follow-on" investments in companies in which we have already co-invested pursuant to the order and remain invested. These conditions include, among others, prior approval by a majority of our Independent Directors. The terms and conditions of the investment applicable to any affiliates of TSSP and TPG also must be the same as those applicable to us.

Pursuant to the exemptive relief order, to the extent the size of an investment opportunity exceeds the amount our Adviser has independently determined is appropriate for us to invest, our affiliates may be able to co-invest with us, subject to the approval of a majority of our Independent Directors. We believe our ability to co-invest with TSSP and TPG affiliates will be particularly useful where we identify larger capital commitments than otherwise would be appropriate for us. We expect that with the ability to co-invest with TSSP and TPG affiliates we will be able to provide "one-stop" financing to a potential portfolio company in these circumstances, which may allow us to capture opportunities where we alone could not commit the full amount of required capital or would have to spend additional time to locate unaffiliated co-investors.

Under the terms of the Investment Advisory Agreement and Administration Agreement, the Adviser's services are not exclusive, and the Adviser is free to furnish similar or other services to others, so long as its services to us are not impaired. Under the terms of the Investment Advisory Agreement, we will pay the Adviser the base management fee, or the Management Fee, and may also pay certain incentive fees, or the Incentive Fees.

## [Table of Contents](#)

Under the terms of the Administration Agreement, the Adviser also provides administrative services to us. These services include providing office space, equipment and office services, maintaining financial records, preparing reports to stockholders and reports filed with the SEC, and managing the payment of expenses and the oversight of the performance of administrative and professional services rendered by others. Certain of these services are reimbursable to the Adviser under the terms of the Administration Agreement.

In 2014, the Adviser entered into a purchase agreement, the Adviser 10b5-1 Plan, in accordance with Rules 10b5-1 and 10b-18 under the Exchange Act, under which an agent for the Adviser, would buy up to \$25 million in the aggregate of our common stock, subject to certain conditions. The Adviser 10b5-1 Plan expired in accordance with its terms on December 31, 2014. During the year ended December 31, 2014, 300 shares were purchased under the Adviser 10b5-1 Plan. These 300 shares were purchased prior to the approval and implementation of the Company 10b5-1 Plan.

## **Key Components of Our Results of Operations**

### ***Investments***

We focus primarily on the direct origination of loans to middle-market companies domiciled in the United States.

Our level of investment activity (both the number of investments and the size of each investment) can and does vary substantially from period to period depending on many factors, including the amount of debt and equity capital available to middle-market companies, the level of merger and acquisition activity for such companies, the general economic environment and the competitive environment for the types of investments we make.

In addition, as part of our risk strategy on investments, we may reduce certain levels of investments through partial sales or syndication to additional investors.

### ***Revenues***

We generate revenues primarily in the form of interest income from the investments we hold. In addition, we may generate income from dividends on direct equity investments, capital gains on the sales of loans and debt and equity securities and various loan origination and other fees. Our debt investments typically have a term of two to six years, and, as of March 31, 2015, 96.5% bear interest at a floating rate, subject to interest rate floors. Interest on debt investments is generally payable quarterly or semiannually. Some of our investments provide for deferred interest payments or PIK interest. For the three months ended March 31, 2015, less than 3.0% of our total investment income was comprised of PIK interest.

Loan origination fees, original issue discount and market discount or premium are capitalized, and we accrete or amortize such amounts as interest income using the effective yield method for term instruments and the straight-line method for revolving or delayed draw instruments. Repayments of our debt investments can reduce interest income from period to period. The frequency or volume of these repayments may fluctuate significantly. We record prepayment premiums on loans as interest income. We also may generate revenue in the form of commitment, amendment, structuring, syndication or due diligence fees, fees for providing managerial assistance and consulting fees.

Dividend income on equity investments is recorded on the record date for private portfolio companies or on the ex-dividend date for publicly traded portfolio companies.

Our portfolio activity also reflects the proceeds of sales of investments. We recognize realized gains or losses on investments based on the difference between the net proceeds from the disposition and the amortized cost basis of the investment without regard to unrealized gains or losses previously recognized. We record

## [Table of Contents](#)

current period changes in fair value of investments that are measured at fair value as a component of the net change in unrealized appreciation (depreciation) on investments in the consolidated statements of operations.

### **Expenses**

Our primary operating expenses include the payment of fees to our Adviser under the Investment Advisory Agreement, expenses reimbursable under the Administration Agreement and other operating costs described below. Additionally, we pay interest expense on our outstanding debt. We bear all other costs and expenses of our operations, administration and transactions, including those relating to:

- calculating individual asset values and our net asset value (including the cost and expenses of any independent valuation firms);
- expenses, including travel expenses, incurred by the Adviser, or members of our Investment Team, or payable to third parties, in respect of due diligence on prospective portfolio companies and, if necessary, in respect of enforcing our rights with respect to investments in existing portfolio companies;
- the costs of any public offerings of our common stock and other securities, including registration and listing fees;
- the Management Fee and any Incentive Fee;
- certain costs and expenses relating to distributions paid on our shares;
- administration fees payable under our Administration Agreement;
- debt service and other costs of borrowings or other financing arrangements;
- the Adviser's allocable share of costs incurred in providing significant managerial assistance to those portfolio companies that request it;
- amounts payable to third parties relating to, or associated with, making or holding investments;
- transfer agent and custodial fees;
- costs of hedging;
- commissions and other compensation payable to brokers or dealers;
- taxes;
- Independent Director fees and expenses;
- costs of preparing financial statements and maintaining books and records and filing reports or other documents with the SEC (or other regulatory bodies) and other reporting and compliance costs, and the compensation of professionals responsible for the preparation of the foregoing, including the allocable portion of the compensation of our Chief Compliance Officer, Chief Financial Officer and other professionals who spend time on those related activities (based on the percentage of time those individuals devote, on an estimated basis, to our business and affairs);
- the costs of any reports, proxy statements or other notices to our stockholders (including printing and mailing costs), the costs of any stockholders' meetings and the compensation of investor relations personnel responsible for the preparation of the foregoing and related matters;
- our fidelity bond;
- directors and officers/errors and omissions liability insurance, and any other insurance premiums;
- indemnification payments;



## [Table of Contents](#)

- direct costs and expenses of administration, including audit, accounting, consulting and legal costs; and
- all other expenses reasonably incurred by us in connection with making investments and administering our business.

We expect that during periods of asset growth, our general and administrative expenses will be relatively stable or will decline as a percentage of total assets, and will increase as a percentage of total assets during periods of asset declines.

### **Leverage**

While as a BDC the amount of leverage that we are permitted to use is limited in significant respects, we use leverage to increase our ability to make investments. The amount of leverage we use in any period depends on a variety of factors, including cash available for investing, the cost of financing and general economic and market conditions. In any period, our interest expense will depend largely on the extent of our borrowing. In addition, we may continue to dedicate assets to financing facilities.

### **Market Trends**

We believe trends in the middle-market lending environment, including the limited availability of capital, strong demand for debt capital and specialized lending requirements, are likely to continue to create favorable opportunities for us to invest at attractive risk-adjusted rates.

The limited number of providers of capital to middle-market companies, combined with expected increases in required capital levels for financial institutions, reduces the capacity of traditional lenders to serve middle-market companies. Further, GE Capital, the largest non-bank lender in the U.S. middle market, recently announced its intention to sell nearly all of its non-captive finance assets. We believe that the exit of one of the largest middle market non-bank lender will likely create opportunities for the remaining non-bank lenders, including BDCs. We believe that the limited availability of capital creates a large number of opportunities for us to originate direct investments in companies. We also believe that the large amount of uninvested capital held by private equity firms will continue to drive deal activity, which may in turn create additional demand for debt capital.

The limited number of providers is further exacerbated by the specialized due diligence and underwriting capabilities, as well as extensive ongoing monitoring, required for middle-market lending. We believe middle-market lending is generally more labor-intensive than lending to larger companies due to smaller investment sizes and the lack of publicly available information on these companies.

An imbalance between the supply of, and demand for, middle-market debt capital creates attractive pricing dynamics for investors such as BDCs. The negotiated nature of middle-market financings also generally provides for more favorable terms to the lenders, including stronger covenant and reporting packages, better call protection and lender-protective change of control provisions. We believe that BDCs have flexibility to develop loans that reflect each borrower's distinct situation, provide long-term relationships and a potential source for future capital, which renders BDCs, including us, attractive lenders.

### **Portfolio and Investment Activity**

As of March 31, 2015, our portfolio consisted of 90.1% first-lien debt investments, 7.8% second-lien debt investments, 1.0% mezzanine debt investments and 1.1% equity and other investments. As of December 31, 2014, our portfolio consisted of 89.0% first-lien debt investments, 8.8% second-lien debt investments, 1.0% mezzanine debt investments, and 1.2% equity and other investments.

## [Table of Contents](#)

As of March 31, 2015 and December 31, 2014, our weighted average total yield of debt and income producing securities at fair value (which includes interest income and amortization of fees and discounts) was 10.4% and 10.3%, respectively, and our weighted average total yield of debt and income producing securities at amortized cost (which includes interest income and amortization of fees and discounts) was 10.3% and 10.3%, respectively.

As of March 31, 2015 and December 31, 2014, we had investments in 35 and 34 portfolio companies, respectively, with an aggregate fair value of \$1,331.0 million and \$1,263.5 million, respectively.

For the three months ended March 31, 2015, we made new investment commitments of \$137.8 million, \$101.0 million in three new portfolio companies and \$36.8 million in three existing portfolio companies. For this period, we had \$60.8 million aggregate principal amount in exits and repayments, resulting in a net portfolio increase of \$71.0 million aggregate principal amount.

For the three months ended March 31, 2014, we made new investment commitments of \$314.6 million, \$303.8 million in six new portfolio companies and \$10.8 million in two existing portfolio companies. For this period, we had \$101.2 million aggregate principal amount in exits and repayments, resulting in a net portfolio increase of \$187.0 million aggregate principal amount.

For the year ended December 31, 2014, we made new investment commitments of \$884.4 million, \$805.7 million in 20 new portfolio companies and \$78.7 million in seven existing portfolio companies. For this period, we had \$518.4 million aggregate principal amount in exits and repayments, resulting in a net portfolio increase of \$296.5 million aggregate principal amount.

For the year ended December 31, 2013, we made new investment commitments of \$606.2 million, \$536.0 million in 14 new portfolio companies and \$70.2 million in five existing portfolio companies. For this period, we had \$192.1 million aggregate principal amount in exits and repayments, resulting in a net portfolio increase of \$387.3 million aggregate principal amount.

For the year ended December 31, 2012, we made new investment commitments of \$714.2 million, \$615.0 million in 20 new portfolio companies and \$99.2 million in six existing portfolio companies. For this period, we had \$193.1 million aggregate principal amount in exits and repayments, resulting in a net portfolio increase of \$487.5 million aggregate principal amount.

[Table of Contents](#)

Our investment activity for the three months ended March 31, 2015 and 2014 and for the years ended December 31, 2014, 2013 and 2012 is presented below (information presented herein is at par value unless otherwise indicated).

(\$ in millions)	Three Months Ended		Year Ended		
	March 31, 2015	March 31, 2014	December 31, 2014	December 31, 2013	December 31, 2012
<b>New investment commitments:</b>					
Gross originations	\$ 267.8	\$ 369.6	\$ 1,120.1	\$ 897.5	\$ 1,071.7
Less: Syndications/sell downs	130.0	55.0	235.7	291.3	357.5
Total new investment commitments	\$ 137.8	\$ 314.6	\$ 884.4	\$ 606.2	\$ 714.2
<b>Principal amount of investments funded:</b>					
First-lien	\$ 122.0	\$ 218.0	\$ 681.3	\$ 497.9	\$ 603.9
Second-lien	9.8	65.0	102.7	80.7	74.7
Mezzanine	—	4.7	14.7	—	—
Equity and other	—	0.5	16.2	0.8	2.0
Total	\$ 131.8	\$ 288.2	\$ 814.9	\$ 579.4	\$ 680.6
<b>Principal amount of investments sold or repaid:</b>					
First-lien	\$ 43.8	\$ 101.2	\$ 395.0	\$ 173.4	\$ 161.0
Second-lien	17.0	—	123.4	18.7	22.1
Mezzanine	—	—	—	—	—
Equity and other	—	—	—	—	10.0
Total	\$ 60.8	\$ 101.2	\$ 518.4	\$ 192.1	\$ 193.1
<b>Number of new investment commitments in new portfolio companies</b>					
	3	6	20	14	20
<b>Average new investment commitment amount in new portfolio companies</b>					
	\$ 33.7	\$ 50.6	\$ 40.3	\$ 38.3	\$ 30.7
<b>Weighted average term for new investment commitments in new portfolio companies (in years)</b>					
	5.5	4.7	4.7	5.0	4.8
<b>Percentage of new debt investment commitments at floating rates</b>					
	92.9%	98.5%	96.5%	98.1%	98.0%
<b>Percentage of new debt investment commitments at fixed rates</b>					
	7.1%	1.5%	3.5%	1.9%	2.0%
<b>Weighted average interest rate of new investment commitments</b>					
	10.2%	9.1%	9.6%	10.0%	10.6%
<b>Weighted average spread over LIBOR of new floating rate investment commitments</b>					
	9.3%	7.8%	8.5%	8.7%	8.9%
<b>Weighted average interest rate on investments sold or paid down</b>					
	8.6%	9.4%	10.2%	10.0%	12.2%

## [Table of Contents](#)

As of March 31, 2015, December 31, 2014 and December 31, 2013, our investments consisted of the following:

(\$ in millions)	March 31, 2015		December 31, 2014		December 31, 2013	
	Fair Value	Amortized Cost	Fair Value	Amortized Cost	Fair Value	Amortized Cost
First-lien debt investments	\$ 1,199.2	\$ 1,206.4	\$ 1,124.2	\$ 1,127.2	\$ 877.2	\$ 863.4
Second-lien debt investments	103.2	104.7	111.4	111.1	137.5	131.1
Mezzanine debt investments	14.1	13.4	13.0	13.4	—	—
Equity and other investments	14.5	21.5	14.9	21.5	1.8	2.8
<b>Total</b>	<b>\$ 1,331.0</b>	<b>\$ 1,346.0</b>	<b>\$ 1,263.5</b>	<b>\$ 1,273.2</b>	<b>\$ 1,016.5</b>	<b>\$ 997.3</b>

The following table shows the amortized cost of our performing and non-accrual investments as of March 31, 2015, December 31, 2014 and December 31, 2013:

(\$ in millions)	March 31, 2015		December 31, 2014		December 31, 2013	
	Amortized Cost	Percentage	Amortized Cost	Percentage	Amortized Cost	Percentage
Performing	\$ 1,346.0	100.0%	\$ 1,273.2	100.0%	\$ 997.3	100.0%
Non-accrual (1)	—	—	—	—	—	—
<b>Total</b>	<b>\$ 1,346.0</b>	<b>100.0%</b>	<b>\$ 1,273.2</b>	<b>100.0%</b>	<b>\$ 997.3</b>	<b>100.0%</b>

- (1) Loans are generally placed on non-accrual status when principal or interest payments are past due 30 days or more or when there is reasonable doubt that principal or interest will be collected in full. Non-accrual loans are restored to accrual status when past due principal and interest is paid current and, in management's judgment, are likely to remain current. Management may determine to not place a loan on non-accrual status if the loan has sufficient collateral value and is in the process of collection.

The weighted average yields and interest rates of our debt investments at fair value as of March 31, 2015, December 31, 2014 and December 31, 2013 were as follows:

	March 31, 2015	December 31, 2014	December 31, 2013
Weighted average total yield of debt and income producing securities	10.4%	10.3%	10.4%
Weighted average interest rate of debt and income producing securities	9.9%	9.9%	10.0%
Weighted average spread over LIBOR of all floating rate investments	8.8%	8.7%	8.7%

The Adviser monitors our portfolio companies on an ongoing basis. The Adviser monitors the financial trends of each portfolio company to determine if it is meeting its business plans and to assess the appropriate course of action for each company. The Adviser has a number of methods of evaluating and monitoring the performance and fair value of our investments, which may include the following:

- assessment of success of the portfolio company in adhering to its business plan and compliance with covenants;
- periodic and regular contact with portfolio company management and, if appropriate, the financial or strategic sponsor, to discuss financial position, requirements and accomplishments;
- comparisons to other companies in the industry;
- attendance at, and participation in, board meetings; and
- review of monthly and quarterly financial statements and financial projections for portfolio companies.

## [Table of Contents](#)

As part of the monitoring process, the Adviser regularly assesses the risk profile of each of our investments and, on a quarterly basis, grades each investment on a risk scale of 1 to 5. Risk assessment is not standardized in our industry and our risk assessment may not be comparable to ones used by our competitors. Our assessment is based on the following categories:

- An investment is rated 1 if, in the opinion of the Adviser, it is performing as agreed and there are no concerns about the portfolio company's performance or ability to meet covenant requirements. For these investments, the Adviser generally prepares monthly reports on loan performance and intensive quarterly asset reviews.
- An investment is rated 2 if it is performing as agreed, but, in the opinion of the Adviser, there may be concerns about the company's operating performance or trends in the industry. For these investments, in addition to monthly reports and quarterly asset reviews, the Adviser also researches any areas of concern with the objective of early intervention with the borrower.
- An investment will be assigned a rating of 3 if it is paying as agreed but a covenant violation is expected. For these investments, in addition to monthly reports and quarterly asset reviews, the Adviser also adds the company to its "watch list" and researches any areas of concern with the objective of early intervention with the borrower.
- An investment will be assigned a rating of 4 if a material covenant has been violated, but the company is making its scheduled payments. For these investments, the Adviser prepares a bi-monthly asset review email and generally has monthly meetings with senior management. For investments where there have been material defaults, including bankruptcy filings, failures to achieve financial performance requirements or failure to maintain liquidity or loan-to-value requirements, the Adviser often will take immediate action to protect its position. These remedies may include negotiating for additional collateral, modifying loan terms or structure, or payment of amendment and waiver fees.
- A rating of 5 indicates an investment is in default on its interest or principal payments. For these investments, our Adviser reviews the loans on a bi-monthly basis and, where possible, pursues workouts that achieve an early resolution to avoid further deterioration. The Adviser retains legal counsel and takes actions to preserve our rights, which may include working with the borrower to have the default cured, to have the loan restructured or to have the loan repaid through a consensual workout.

The following table shows the distribution of our investments on the 1 to 5 investment performance rating scale at fair value as of March 31, 2015, December 31, 2014 and December 31, 2013. Investment performance ratings are accurate only as of those dates and may change due to subsequent developments relating to a portfolio company's business or financial condition, market conditions or developments, and other factors.

Investment Performance Rating	March 31, 2015		December 31, 2014		December 31, 2013	
	Investments at Fair Value (\$ in millions)	Percentage of Total Portfolio	Investments at Fair Value (\$ in millions)	Percentage of Total Portfolio	Investments at Fair Value (\$ in millions)	Percentage of Total Portfolio
1	\$ 786.1	59.1%	\$ 904.3	71.6%	\$ 859.4	84.6%
2	470.0	35.3%	260.7	20.6%	116.4	11.4%
3	—	—	98.5	7.8%	40.7	4.0%
4	74.9	5.6%	—	—	—	—
5	—	—	—	—	—	—
Total	\$ 1,331.0	100.0%	\$ 1,263.5	100.0%	\$ 1,016.5	100.0%

**Results of Operations for the Three Months Ended March 31, 2015 and 2014**

Operating results for the three months ended March 31, 2015 and 2014 were as follows:

(\$ in millions)	Three Months Ended March 31,	
	2015	2014
Total investment income	\$ 37.7	\$ 33.5
Less: Net expenses	16.6	12.3
Net investment income before income taxes	21.1	21.2
Less: Income taxes, including excise taxes	0.3	0.0
Net investment income	20.8	21.2
Net realized gains (losses)	2.1	(1.6)
Net change in unrealized gains	1.6	5.7
<b>Net increase in net assets resulting from operations</b>	<b>\$ 24.5</b>	<b>\$ 25.3</b>

**Investment Income**

(\$ in millions)	Three Months Ended March 31,	
	2015	2014
Interest from investments	\$ 34.3	\$ 31.1
Other income	3.4	2.4
<b>Total investment income</b>	<b>\$ 37.7</b>	<b>\$ 33.5</b>

Interest from investments, which includes amortization of upfront fees and prepayment fees, increased from \$31.1 million for the three months ended March 31, 2014 to \$34.3 million for the three months ended March 31, 2015, primarily due to the increase in the size of our investment portfolio. The average size of our investment portfolio increased from \$1.1 billion during the three months ended March 31, 2014 to \$1.3 billion during the three months ended March 31, 2015. In addition, accelerated amortization of upfront fees primarily from unscheduled paydowns decreased from \$1.2 million for the three months ended March 31, 2014 to \$0.3 million for the three months ended March 31, 2015. In addition, prepayment fees increased from \$1.0 million for the three months ended March 31, 2014 to \$1.7 million for the three months ended March 31, 2015. The accelerated amortization and prepayment fees primarily resulted from full paydowns on three portfolio investments during the three months ended March 31, 2014 and full paydowns on two portfolio investments during the three months ended March 31, 2015. Other income increased from \$2.4 million for the three months ended March 31, 2014 to \$3.4 million for the three months ended March 31, 2015, primarily due to higher syndication, amendment and agency fees earned during 2015.

## [Table of Contents](#)

### *Expenses*

Operating expenses for the three months ended March 31, 2015 and 2014 were as follows:

(\$ in millions)	Three Months Ended March 31,	
	2015	2014
Interest	\$ 4.2	\$ 3.8
Management fees (net of waivers)	5.0	1.8
Incentive fees related to pre-incentive fee net investment income	4.5	3.9
Incentive fees related to realized/unrealized capital gains	0.5	0.6
Professional fees	1.2	1.2
Directors fees	0.1	0.1
Other general and administrative	1.1	0.9
<b>Net Expenses</b>	<b>\$ 16.6</b>	<b>\$ 12.3</b>

#### *Interest*

Interest, including other debt financing expenses, increased from \$3.8 million for the three months ended March 31, 2014 to \$4.2 million for the three months ended March 31, 2015. This increase was primarily due to an increase in the average interest rate on our debt outstanding from 2.5% for the three months ended March 31, 2014 to 2.6% for the three months ended March 31, 2015. The increase in the average interest rate on our debt was offset by a decrease in the weighted average debt outstanding from \$471 million for the three months ended March 31, 2014 to \$422 million for the three months ended March 31, 2015.

#### *Management Fees*

Management Fees (net of waivers) increased from \$1.8 million for the three months ended March 31, 2014 to \$5.0 million for the three months ended March 31, 2015. Management Fees increased from \$4.2 million for the three months ended March 31, 2014 to \$5.0 million for the three months ended March 31, 2015 due to the increase in total assets, which increased from an average of \$1.1 billion for the three months ended March 31, 2014 to an average of \$1.3 billion for the three months ended March 31, 2015. Management Fees waived were \$2.4 million for the three months ended March 31, 2014. There were no management fees waived for the three months ended March 31, 2015.

Until our IPO in March 2014, the Adviser had waived its right to receive the Management Fee in excess of the sum of (i) 0.25% of aggregate committed but undrawn capital and (ii) 0.75% of aggregate drawn capital (including capital drawn to pay our expenses) as determined as of the end of any calendar quarter. Any waived Management Fees were not subject to recoupment by the Adviser. Following our IPO, the Adviser has not waived its right to receive the full Management Fee, and accordingly, we will be required to continue to pay the full amount of the Management Fee.

#### *Incentive Fees*

Incentive Fees related to pre-Incentive Fee net investment income increased from \$3.9 million for the three months ended March 31, 2014 to \$4.5 million for the three months ended March 31, 2015. This increase resulted from an increase in the Incentive Fee rate from 15% through March 31, 2014 to 17.5% beginning April 1, 2014 as a result of the consummation of our IPO. Incentive Fees related to capital gains and losses decreased from \$0.6 million for the three months ended March 31, 2014 to \$0.5 million for the three months ended March 31, 2015 due to changes in unrealized gains and losses on our investments, realized gains on our investments and realized losses on foreign currency transactions.

## [Table of Contents](#)

### *Professional Fees and Other General and Administrative Expenses*

Professional fees were \$1.2 million for each of the three months ended March 31, 2014 and 2015, while other general and administrative fees increased from \$0.9 million for the three months ended March 31, 2014 to \$1.1 million for the three months ended March 31, 2015 due to an increase in costs associated with servicing a growing investment portfolio.

### *Income Taxes, Including Excise Taxes*

We have elected to be treated as a RIC under Subchapter M of the Code, and we intend to operate in a manner so as to continue to qualify for the tax treatment applicable to RICs. To qualify as a RIC, we must, among other things, distribute to our stockholders in each taxable year generally at least 90% of our investment company taxable income, as defined by the Code, and net tax-exempt income for that taxable year. To maintain our RIC status, we, among other things, have made and intend to continue to make the requisite distributions to our stockholders, which generally relieve us from corporate-level U.S. federal income taxes.

Depending on the level of taxable income earned in a tax year, we can be expected to carry forward taxable income (including net capital gains, if any) in excess of current year dividend distributions from the current tax year into the next tax year and pay a nondeductible 4% U.S. federal excise tax on such taxable income, as required. To the extent that we determine that our estimated current year annual taxable income will be in excess of estimated current year dividend distributions from such income, we accrue excise tax on estimated excess taxable income.

For the three months ended March 31, 2015 and 2014 we recorded a net expense of \$0.3 million and \$9 thousand, respectively, for U.S. federal excise tax.

### *Net Realized and Unrealized Gains and Losses*

The following table summarizes our net realized and unrealized gains (losses) for the three months ended March 31, 2015 and 2014:

(\$ in millions)	Three Months Ended March 31,	
	2015	2014
Net realized gains (losses) on investments	\$ 0.3	\$ (0.0)
Net realized gains on interest rate swaps	1.8	—
Net realized gains on foreign currency transactions	0.0	—
Net realized gains (losses) on foreign currency forward contracts	0.0	(1.6)
Net realized losses on foreign currency investments	(0.1)	—
Net realized gains on foreign currency borrowings	0.1	—
<b>Net realized gains (losses)</b>	<b>\$ 2.1</b>	<b>\$ (1.6)</b>
Change in unrealized gains on investments	\$ 7.2	\$ 8.4
Change in unrealized losses on investments	(12.5)	(4.5)
<b>Net Change in Unrealized Gains (Losses) on Investments</b>	<b>\$ (5.3)</b>	<b>\$ 3.9</b>
Unrealized appreciation on foreign currency borrowings	7.2	0.5
Unrealized appreciation on foreign currency cash and forward contracts	(0.0)	1.3
Unrealized depreciation on interest rate swaps	(0.3)	—
<b>Net Change in Unrealized Gains on Foreign Currency Transactions and Interest Rate Swaps</b>	<b>\$ 6.9</b>	<b>\$ 1.8</b>
<b>Net Change in Unrealized Gains</b>	<b>\$ 1.6</b>	<b>\$ 5.7</b>



## [Table of Contents](#)

For the three months ended March 31, 2015, we had net realized gains on investments of \$0.3 million. For the three months ended March 31, 2014 we had net realized losses on investments of less than \$0.1 million. For the three months ended March 31, 2015, we had net realized gains on interest rate swaps of \$1.8 million. For the three months ended March 31, 2015, we had net realized gains on foreign currency transactions and foreign currency forward contracts of less than \$0.1 million, primarily as a result of translating foreign currency related to our non-USD denominated investments. For the three months ended March 31, 2014 we had net realized losses on foreign currency forward contracts of \$1.6 million primarily as a result of settling our foreign currency forward contracts. For the three months ended March 31, 2015, we had net realized losses of \$0.1 million on foreign currency investments and net realized gains of \$0.1 million on foreign currency borrowings. We did not have realized gains or losses on foreign currency investments or foreign currency borrowings for the three months ended March 31, 2014.

For the three months ended March 31, 2015 we had \$7.2 million in unrealized appreciation on 22 portfolio company investments, which was offset by \$12.5 million in unrealized depreciation on 15 portfolio company investments. Unrealized appreciation resulted from an increase in fair market value, primarily due to a tightening spread environment and positive credit-related adjustments. Unrealized depreciation resulted from the reversal of prior period unrealized appreciation and in some instances negative credit-related adjustments.

For the three months ended March 31, 2014, we had \$8.4 million in unrealized appreciation on 20 portfolio company investments which was partially offset by \$4.5 million in unrealized depreciation on 13 portfolio company investments. Unrealized appreciation resulted from an increase in fair market value, primarily due to a tightening spread environment and positive credit-related adjustments. Unrealized depreciation primarily resulted from the reversal of prior period unrealized appreciation and in some instances negative credit-related adjustments.

For the three months ended March 31, 2015, we had unrealized appreciation on foreign currency borrowings of \$7.2 million, primarily as a result of fluctuations in the GBP, SEK and EUR exchange rates. For the three months ended March 31, 2014, we had unrealized appreciation on foreign currency borrowings of \$0.5 million, primarily as a result of fluctuations in the GBP and SEK exchange rates. For the three months ended March 31, 2015, we had unrealized depreciation on foreign currency cash and forward contracts of less than \$0.1 million. For the three months ended March 31, 2014, we had unrealized appreciation on foreign currency forward contracts of \$1.3 million. For the three months ended March 31, 2015, we had unrealized depreciation on interest rate swaps of \$0.3 million due to fluctuations in interest rates. For the three months ended March 31, 2014, we did not have unrealized appreciation or depreciation on interest rate swaps.

## Results of Operations for the Years Ended December 31, 2014, 2013 and 2012

Operating results for the years ended December 31, 2014, 2013 and 2012 were as follows:

(\$ in millions)	Year Ended		
	December 31, 2014	December 31, 2013	December 31, 2012
Total investment income	\$ 163.3	\$ 92.6	\$ 51.0
Less: Net expenses	57.7	34.9	22.9
Net investment income before income taxes	105.6	57.7	28.1
Less: Income taxes, including excise taxes	1.2	0.2	0.1
Net investment income	104.4	57.5	28.0
Net realized gains (losses) on investments <sup>(1)</sup>	(1.7)	1.1	4.4
Net change in unrealized gains (losses) on investments <sup>(1)</sup>	(17.7)	8.4	7.2
<b>Net increase in net assets resulting from operations</b>	<b>\$ 85.0</b>	<b>\$ 67.0</b>	<b>39.6</b>

(1) Includes foreign exchange hedging activity

## [Table of Contents](#)

### **Investment Income**

(\$ in millions)	Year Ended		
	December 31, 2014	December 31, 2013	December 31, 2012
Interest from investments	\$ 154.0	\$ 90.4	\$ 49.1
Dividend income	—	—	1.2
Other income	9.3	2.2	0.7
<b>Total investment income</b>	<b>\$ 163.3</b>	<b>\$ 92.6</b>	<b>\$ 51.0</b>

Interest from investments, which includes amortization of upfront fees and prepayment fees, increased from \$90.4 million for the year ended December 31, 2013 to \$154.0 million for the year ended December 31, 2014, primarily due to the increase in the size of our investment portfolio. The average size of our investment portfolio increased from \$0.8 billion during the year ended December 31, 2013 to \$1.2 billion during the year ended December 31, 2014. In addition, accelerated amortization of upfront fees primarily from unscheduled paydowns increased from \$3.0 million for the year ended December 31, 2013 to \$12.5 million for the year ended December 31, 2014. In addition, prepayment fees increased from \$3.0 million for the year ended December 31, 2013 to \$21.0 million for the year ended December 31, 2014. The accelerated amortization and prepayment fees primarily resulted from partial paydowns on three portfolio investments and full paydowns on five portfolio investments during the year ended December 31, 2013 and from partial paydowns on two portfolio investments, full paydowns on thirteen portfolio investments and the expiration of one unfunded commitment during the year ended December 31, 2014. Other income increased from \$2.2 million for the year ended December 31, 2013 to \$9.3 million for the year ended December 31, 2014, primarily due to higher syndication, amendment and agency fees earned during 2014.

Interest from investments, which includes amortization of upfront fees and prepayment fees, increased from \$49.1 million for the year ended December 31, 2012 to \$90.4 million for the year ended December 31, 2013, primarily due to the increase in the size of our portfolio. The average size of our total investment portfolio at fair value increased from \$417 million during the year ended December 31, 2012 to \$795 million during the year ended December 31, 2013. In addition, prepayment fees increased from \$0.9 million for the year ended December 31, 2012 to \$3.0 million for the year ended December 31, 2013. These prepayment fees resulted from full or partial paydowns on portfolio investments. Dividend income was \$1.2 million for the year ended December 31, 2012 due to the receipt of a dividend from a non-controlled, affiliated investment. There was no dividend income in the year ended December 31, 2013. Other income increased from \$0.7 million for the year ended December 31, 2012 to \$2.2 million for the year ended December 31, 2013, primarily due to higher syndication, amendment and agency fees earned during 2013.

### **Expenses**

Operating expenses for the years ended December 31, 2014, 2013 and 2012 were as follows:

(\$ in millions)	Year Ended		
	December 31, 2014	December 31, 2013	December 31, 2012
Interest	\$ 15.1	\$ 10.5	\$ 6.0
Management fees (net of waivers)	15.8	6.2	5.2
Incentive fees related to Pre-incentive fee net investment income	20.8	10.4	5.3
Incentive fees related to realized/unrealized capital gains	(2.9)	1.4	1.7
Professional fees	4.7	3.7	2.9
Directors' fees	0.3	0.3	0.3
Other general and administrative	3.9	2.4	1.5
<b>Net Expenses</b>	<b>\$ 57.7</b>	<b>\$ 34.9</b>	<b>\$ 22.9</b>

## [Table of Contents](#)

### **Interest**

Interest, including other debt financing expenses, increased from \$10.5 million for the year ended December 31, 2013 to \$15.1 million for the year ended December 31, 2014. This increase was primarily due to an increase in the weighted average debt outstanding from \$266 million for the year ended December 31, 2013 to \$377 million for the year ended December 31, 2014. The increase in average debt outstanding was offset by a decrease in the average interest rate on our debt outstanding from 2.7% for the year ended December 31, 2013 to 2.6% for the year ended December 31, 2014.

Interest, including other debt financing expenses, increased from \$6.0 million for the year ended December 31, 2012 to \$10.5 million for the year ended December 31, 2013. This increase was primarily due to an increase in the weighted average debt outstanding from \$111 million for the year ended December 31, 2012 to \$266 million for the year ended December 31, 2013. The increase in average debt outstanding was offset by a decrease in the average interest rate on our debt outstanding from 2.9% for the year ended December 31, 2012 to 2.7% for the year ended December 31, 2013.

### **Management Fees**

Management Fees (net of waivers) increased from \$6.2 million for the year ended December 31, 2013 to \$15.8 million for the year ended December 31, 2014. Management Fees increased from \$13.4 million for the year ended December 31, 2013 to \$18.3 million for the year ended December 31, 2014 due to the increase in total assets, which increased from an average of \$0.9 billion for the year ended December 31, 2013 to an average of \$1.2 billion for the year ended December 31, 2014. Management Fees waived decreased from \$7.1 million for the year ended December 31, 2013 to \$2.5 million for the year ended December 31, 2014, as there were no management fees waived during the period April 1, 2014 through December 31, 2014.

Management Fees (net of waivers) increased from \$5.2 million for the year ended December 31, 2012 to \$6.2 million for the year ended December 31, 2013. Management Fees increased from \$8.9 million for the year ended December 31, 2012 to \$13.4 million for the year ended December 31, 2013 due to the increase in total assets, which increased from an average of \$0.6 billion for the year ended December 31, 2012 to an average of \$0.9 billion for the year ended December 31, 2013. Management Fees waived increased from \$3.7 million for the year ended December 31, 2012 to \$7.1 million for the year ended December 31, 2013 due to an increase in total assets.

Until our IPO in March 2014, the Adviser had waived its right to receive the Management Fee in excess of the sum of (i) 0.25% of aggregate committed but undrawn capital; and (ii) 0.75% of aggregate drawn capital (including capital drawn to pay our expenses) as determined as of the end of any calendar quarter. Any waived Management Fees were not subject to recoupment by the Adviser. Following our IPO, the Adviser has not waived its right to receive the full Management Fee, and accordingly, we will be required to continue to pay the full amount of the Management Fee.

### **Incentive Fees**

Incentive Fees related to pre-Incentive Fee net investment income increased from \$10.4 million for the year ended December 31, 2013 to \$20.8 million for the year ended December 31, 2014. This increase resulted from the increase in the size of the portfolio and related increase in net investment income, including an increase in prepayment fees and accelerated amortization of upfront fees primarily from unscheduled paydowns. This increase also resulted from an increase in the Incentive Fee rate from 15% through March 31, 2014 to 17.5% beginning April 1, 2014 as a result of the consummation of our IPO. Incentive Fees related to capital gains and losses decreased from \$1.4 million for the year ended December 31, 2013 to (\$2.9) million for the year ended December 31, 2014 due to changes in unrealized gains and losses on our investments, realized gains on our investments and realized losses on foreign currency transactions.

## [Table of Contents](#)

Incentive Fees related to pre-Incentive Fee net investment income increased from \$5.3 million for the year ended December 31, 2012 to \$10.4 million for the year ended December 31, 2013. This increase resulted from the increase in the size of the portfolio and related increase in pre-Incentive Fee net investment income. Incentive Fees related to capital gains decreased from \$1.7 million for the year ended December 31, 2012 to \$1.4 million for the year ended December 31, 2013 due to changes in unrealized gains and losses on our investments and realized gains on our investments.

### ***Professional Fees and Other General and Administrative Expenses***

Professional fees increased from \$3.7 million for the year ended December 31, 2013 to \$4.7 million for the year ended December 31, 2014 and other general and administrative fees increased from \$2.4 million for the year ended December 31, 2013 to \$3.9 million for the year ended December 31, 2014, both due to an increase in costs associated with servicing a growing investment portfolio.

Professional fees increased from \$2.9 million for the year ended December 31, 2012 to \$3.7 million for the year ended December 31, 2013 and other general and administrative fees increased from \$1.5 million for the year ended December 31, 2012 to \$2.4 million for the year ended December 31, 2013, both due to an increase in costs associated with servicing a growing investment portfolio.

### ***Income Taxes, Including Excise Taxes***

We have elected to be treated as a RIC under Subchapter M of the Code, and we intend to operate in a manner so as to continue to qualify for the tax treatment applicable to RICs. To qualify as a RIC, we must, among other things, distribute to our stockholders in each taxable year generally at least 90% of our investment company taxable income, as defined by the Code, and net tax-exempt income for that taxable year. To maintain our RIC status, we, among other things, have made and intend to continue to make the requisite distributions to our stockholders, which generally relieve us from corporate-level U.S. federal income taxes.

Depending on the level of taxable income earned in a tax year, we can be expected to carry forward taxable income (including net capital gains, if any) in excess of current year dividend distributions from the current tax year into the next tax year and pay a nondeductible 4% U.S. federal excise tax on such taxable income, as required. To the extent that we determine that our estimated current year annual taxable income will be in excess of estimated current year dividend distributions from such income, we accrue excise tax on estimated excess taxable income.

For the calendar years ended December 31, 2014, 2013 and 2012, we recorded a net expense of \$1.1 million, \$0.2 million and \$0.1 million, respectively, for U.S. federal excise tax.

## [Table of Contents](#)

### **Net Realized and Unrealized Gains and Losses**

The following table summarizes our net realized and unrealized gains (losses) for the years ended December 31, 2014, 2013 and 2012:

(\$ in millions)	Year Ended		
	December 31, 2014	December 31, 2013	December 31, 2012
Net realized gains on investments	\$ 0.1	\$ 1.1	\$ 4.4
Net realized losses on foreign currency transactions	(0.4)	0.0	—
Net realized losses on foreign currency forward contracts	(1.6)	0.0	—
Net realized gains on foreign currency borrowings	0.2	—	—
<b>Net realized gains (losses)</b>	<b>\$ (1.7)</b>	<b>\$ 1.1</b>	<b>\$ 4.4</b>
Change in unrealized gains on investments	\$ 5.4	\$ 13.4	\$ 9.2
Change in unrealized losses on investments	(34.3)	(3.8)	(2.0)
<b>Net Change in Unrealized Gains (Losses) on Investments</b>	<b>\$ (28.9)</b>	<b>\$ 9.6</b>	<b>\$ 7.2</b>
Unrealized appreciation on foreign currency borrowings	8.9	—	—
Unrealized appreciation (depreciation) on foreign currency cash and forward contracts	1.3	(1.2)	—
Unrealized appreciation on interest rate swaps	1.0	—	—
<b>Net Change in Unrealized Gains (Losses) on Foreign Currency Transactions and Interest Rate Swaps</b>	<b>\$ 11.2</b>	<b>\$ (1.2)</b>	<b>\$ —</b>
<b>Net Change in Unrealized Gains (Losses)</b>	<b>\$ (17.7)</b>	<b>\$ 8.4</b>	<b>\$ 7.2</b>

For the years ended December 31, 2014, 2013 and 2012, we had net realized gains on investments of \$0.1 million, \$1.1 million and \$4.4 million, respectively. For the year ended December 31, 2014, we had net realized losses on foreign currency transactions of \$0.4 million, primarily as a result of translating foreign currency related to one of our non-USD denominated investments. For the year ended December 31, 2014 we had net realized losses on foreign currency forward contracts of \$1.6 million primarily as a result of settling our foreign currency forward contracts. For the year ended December 31, 2014, we had net realized gains on foreign currency borrowings of \$0.2 million. For the year ended December 31, 2013 we had net realized gains on foreign currency transactions and foreign currency forward contracts of less than \$0.1 million. For the year ended December 31, 2012 we did not have realized gains or losses on foreign currency transactions, foreign currency forward contracts or foreign currency borrowings.

For the year ended December 31, 2014, we had \$5.4 million in unrealized appreciation on 10 portfolio company investments, which was offset by \$34.3 million in unrealized depreciation on 35 portfolio company investments. Unrealized appreciation for the year ended December 31, 2014 resulted from an increase in fair market value, primarily due to a tightening spread environment during the six months ended June 30, 2014 and positive credit-related adjustments. Unrealized depreciation for the year ended December 31, 2014 resulted from the reversal of prior period unrealized appreciation, primarily due to a widening spread environment during the six months ended December 31, 2014, and in some instances negative credit-related and energy-related adjustments.

For the year ended December 31, 2013, we had \$13.4 million in unrealized appreciation on 24 portfolio company investments, which was partially offset by \$3.8 million in unrealized depreciation on nine portfolio company investments. For the year ended December 31, 2012 we had \$9.2 million in unrealized appreciation on 13 portfolio company investments, which was partially offset by \$2.0 million in unrealized depreciation on five portfolio company investments. Unrealized appreciation for the years ended December 31, 2013 and 2012 resulted from increases in fair market value, primarily due to a tightening spread environment and positive credit-

## [Table of Contents](#)

related adjustments. Unrealized depreciation for the years ended December 31, 2013 and 2012 primarily resulted from the reversal of prior period unrealized appreciation and in some instances negative credit-related adjustments.

For the year ended December 31, 2014, we had unrealized appreciation on foreign currency borrowings of \$8.9 million, primarily as a result of fluctuations in the GBP, SEK and EUR exchange rates. For the years ended December 31, 2013 and 2012, we did not have unrealized appreciation or depreciation on foreign currency borrowings. For the year ended December 31, 2014 we had unrealized appreciation on foreign currency forward contracts of \$1.3 million as a result of the reversal of prior period unrealized depreciation due to settling our foreign currency forward contracts. For the year ended December 31, 2013 we had unrealized depreciation on foreign currency forward contracts of \$1.2 million. For the year ended December 31, 2014 we had unrealized appreciation on interest rate swaps of \$1.0 million due to fluctuations in interest rates. For the years ended December 31, 2013 and 2012 we did not have unrealized appreciation or depreciation on interest rate swaps.

### **Aggregate Cash Flow Realized Gross Internal Rate of Return**

Since we began investing in 2011 through March 31, 2015, our exited investments have resulted in an aggregate cash flow realized gross internal rate of return to us of 16.3% (based on cash invested of \$904.0 million and total proceeds from these exited investments of \$1,073.4 million). Eighty seven percent of these exited investments resulted in an aggregate cash flow realized gross internal rate of return to us of 10% or greater.

Internal rate of return, or IRR, is a measure of our discounted cash flows (inflows and outflows). Specifically, IRR is the discount rate at which the net present value of all cash flows is equal to zero. That is, IRR is the discount rate at which the present value of total capital invested in our investments is equal to the present value of all realized returns from the investments. Our IRR calculations are unaudited.

Capital invested, with respect to an investment, represents the aggregate cost basis allocable to the realized or unrealized portion of the investment, net of any upfront fees paid at closing for the term loan portion of the investment. Capital invested also includes realized losses on hedging activity, with respect to an investment, which represents any inception-to-date realized losses on foreign currency forward contracts allocable to the investment, if any.

Realized returns, with respect to an investment, represents the total cash received with respect to each investment, including all amortization payments, interest, dividends, prepayment fees, upfront fees (except upfront fees paid at closing for the term loan portion of an investment), administrative fees, agent fees, amendment fees, accrued interest, and other fees and proceeds. Realized returns also include realized gains on hedging activity, with respect to an investment, which represents any inception-to-date realized gains on foreign currency forward contracts allocable to the investment, if any.

Gross IRR, with respect to an investment, is calculated based on the dates that we invested capital and dates we received distributions, regardless of when we made distributions to our stockholders. Initial investments are assumed to occur at time zero, and all cash flows are deemed to occur on the fifteenth of each month in which they occur.

Gross IRR reflects historical results relating to our past performance and is not necessarily indicative of our future results. In addition, gross IRR does not reflect the effect of management fees, expenses, incentive fees or taxes borne, or to be borne, by us or our stockholders, and would be lower if it did.

Aggregate cash flow realized gross IRR on our exited investments reflects only invested and realized cash amounts as described above, and does not reflect any unrealized gains or losses in our portfolio.

## Hedging

Our current approach to hedging the foreign currency exposure in our non-U.S. dollar denominated investments is primarily to borrow the necessary local currency under our Revolving Credit Facility to fund these investments. For the three months ended March 31, 2015, we had \$7.2 million of unrealized gains on the translation of our non-U.S. dollar denominated debt into U.S. dollars; such amount approximates the corresponding unrealized losses on the translation of our non-U.S. dollar denominated investments into U.S. dollars for the three months ended March 31, 2015. See Note 2 for additional disclosure regarding our accounting for foreign currency. See Note 7 for additional disclosure regarding the amounts of outstanding debt denominated in each foreign currency at March 31, 2015.

During the three months ended March 31, 2015, we entered into foreign currency forward contracts related to our non-USD denominated investments, which in total generated a realized gain of less than \$0.1 million. As of March 31, 2015, we did not have any open foreign currency forward contracts. During the three months ended March 31, 2014, we settled our foreign currency forward contracts related to our investments in Jeeves Information Systems AB and Soho House Bond Ltd., which in total generated a realized loss of \$1.6 million. We bear the costs incurred in connection with entering into, administering and settling derivative contracts. There can be no assurance any hedging strategy we employ will be successful.

During the year ended December 31, 2014, we entered into foreign currency forward contracts related to our non-USD denominated investments, which in total generated an unrealized gain of \$1.2 million and a realized loss of \$1.6 million. As of December 31, 2014, we did not have any open foreign currency forward contracts.

During the year ended December 31, 2013, we entered into foreign currency forward contracts related to our non- USD denominated investments, which in total generated an unrealized loss of \$1.2 million and a realized gain of less than \$0.1 million. Other than these foreign currency forward contracts and the interest rate swaps we entered into in connection with our Convertible Senior Notes, we did not enter into any other interest rate or other derivative agreements.

During the year ended December 31, 2012, we did not enter into any interest rate, foreign currency forward contracts or other derivative agreements.

## Financial Condition, Liquidity and Capital Resources

Our liquidity and capital resources are derived primarily from proceeds from equity issuances, advances from our credit facilities, and cash flows from operations. The primary uses of our cash and cash equivalents are:

- investments in portfolio companies and other investments and to comply with certain portfolio diversification requirements;
- the cost of operations (including paying our Adviser);
- debt service, repayment, and other financing costs; and
- cash distributions to the holders of our shares.

The capital commitments of our private phase investors terminated upon the completion of our IPO. We intend to continue to generate cash primarily from cash flows from operations, future borrowings and future offerings of securities. We may from time to time enter into additional debt facilities, increase the size of existing facilities or issue debt securities. Any such incurrence or issuance would be subject to prevailing market conditions, our liquidity requirements, contractual and regulatory restrictions and other factors. In accordance with the 1940 Act, with certain limited exceptions, we are only allowed to incur borrowings, issue debt securities or issue preferred stock if immediately after the borrowing or issuance the ratio of total assets (less total liabilities other than indebtedness) to total indebtedness plus preferred stock is at least 200%. As of March 31, 2015 and December 31, 2014, our asset coverage ratio was 273.4% and 311.0%, respectively.

## [Table of Contents](#)

Cash and cash equivalents as of March 31, 2015, taken together with cash available under our credit facilities, is expected to be sufficient for our investing activities and to conduct our operations in the near term. As of March 31, 2015, we had approximately \$445.3 million of availability on our Revolving Credit Facility.

As of March 31, 2015, we had \$3.3 million in cash and cash equivalents, an increase of \$0.9 million from December 31, 2014. During the three months ended March 31, 2015, we used \$77.3 million in cash for operating activities, primarily as a result of funding portfolio investments of \$139.3 million and other operating activity of \$31.9 million, which was partially offset by proceeds from investments of \$5.0 million, repayments on investments of \$64.4 million, and an increase in net assets resulting from operations of \$24.5 million. Lastly, cash provided by financing activities was \$78.2 million during the period, primarily due to net borrowings of \$244.4 million, partially offset by net repayments on debt of \$147.8 million, debt issuance costs of \$0.1 million and dividends paid of \$18.3 million.

As of December 31, 2014, we had \$2.4 million in cash and cash equivalents, a decrease of \$1.1 million from December 31, 2013. During the year ended December 31, 2014, we used net \$148.8 million in cash for operating activities, primarily as a result of funding portfolio investments of \$974.8 million, which was partially offset by proceeds from investments of \$100.7 million, repayments on investments of \$620.7 million, other operating activity of \$19.6 million, and an increase in net assets resulting from operations of \$85.0 million. Lastly, cash provided by financing activities was \$147.8 million during the period, primarily due to net borrowings of \$1,108.1 million and proceeds from issuance of common stock of \$234.4 million, partially offset by net repayments on debt of \$1,135.4 million, debt issuance costs of \$6.8 million and dividends paid of \$52.6 million.

As of December 31, 2013, we had \$3.5 million in cash and cash equivalents, a decrease of \$158.3 million from December 31, 2012. The decrease was primarily attributable to investments made during the period. During the year ended December 31, 2013, we used net \$289.6 million in operating activities, primarily as a result of funding of portfolio investments of \$603.0 million. This was partially offset by proceeds from investments of \$46.4 million, repayments on investments of \$214.3 million, an increase in net assets resulting from operations of \$67.0 million and other operating activity of \$14.3 million. Lastly, cash provided by financing activities was \$131.3 million during the period, primarily due to proceeds from issuance of common stock of \$56.9 million and net borrowings of \$100.4 million, partially offset by debt issuance costs of \$1.6 million and dividends paid of \$24.4 million.

As of March 31, 2015, we had \$2.4 million of restricted cash pledged as collateral under our interest rate swap agreements, an increase of \$0.1 million from December 31, 2014. As of March 31, 2015, we had \$10.3 million of restricted cash in our wholly owned subsidiary TPG SL SPV, an increase of less than \$0.1 million from December 31, 2014. The increase was primarily attributable to increased interest payments from additional investments contributed to TPG SL SPV. Proceeds received by TPG SL SPV from interest and principal at the end of a quarterly reporting period that have not gone through a settlement process are considered to be restricted cash. The settlement process involves the payment of certain required amounts under the SPV Asset Facility, following which excess cash generated in TPG SL SPV may be distributed to us. Restricted cash is a component of prepaid expenses and other assets in our consolidated financial statements.

### **Equity**

On March 26, 2014, we closed our IPO and issued 7,000,000 shares at \$16.00 per share, and closed our concurrent private placement and issued 3,124,984 shares at \$16.00 per share. Net of underwriting fees and offering costs, we received total cash proceeds of \$151.6 million.

In April 2014, we issued an additional 1,050,000 shares of stock pursuant to the exercise of the underwriters' over-allotment option. Net of underwriting fees and offering costs, we received additional total cash proceeds of \$15.4 million.



## [Table of Contents](#)

Prior to December 31, 2013, we entered into subscription agreements with our private phase investors, including our Adviser and its affiliates, providing for the private placement of our common stock, which brought our total capital commitments to \$1.5 billion (including \$117.1 million from our Adviser and its affiliates).

During the year ended December 31, 2013, we delivered drawdown notices to our investors relating to the issuance of 3,713,053 shares of our common stock for aggregate proceeds of \$57 million. Proceeds from the issuances were used in investing activities and for other general corporate purposes.

During the three months ended March 31, 2014, we did not deliver any drawdown notices to our private phase investors. On December 31, 2013, we delivered a capital drawdown notice to our private phase investors relating to the sale of 4,234,501 shares of our common stock for an aggregate offering price of \$65.0 million. The sale closed on January 15, 2014. This capital drawdown notice is reflected in the number of shares issued for the three months ended March 31, 2014 below and in the consolidated financial statements for the three months ended March 31, 2014.

From inception through March 26, 2014, we had drawn down a total of \$0.6 billion of capital and issued 38.9 million shares, excluding equity and shares issued through our dividend reinvestment plan. The remaining unfunded commitments under the subscription agreements terminated upon the completion of our IPO in March 2014, and hence as of March 31, 2015 no longer remain in effect.

During the three months ended March 31, 2015 and 2014, we issued 162,490 and 502,200 shares of our common stock, respectively, to investors who have not opted out of our dividend reinvestment plan for proceeds of \$2.7 million and \$7.8 million, respectively. During the years ended December 31, 2014 and 2013, we issued 1,361,850 and 1,730,042 shares of our common stock, respectively, to investors who have not opted out of our dividend reinvestment plan for proceeds of \$22.6 million and \$26.4 million, respectively. On May 1, 2015, we issued 41,441 shares of our common stock through our dividend reinvestment plan for proceeds of \$0.7 million, which is not reflected in the number of shares issued for the three months ended March 31, 2015 in this section or the consolidated financial statements for the three months ended March 31, 2015.

On November 3, 2014, the Board approved the Company 10b5-1 Plan to acquire up to \$50 million in the aggregate of our common stock at prices below our net asset value over a specified period, in accordance with the guidelines specified in Rule 10b-18 and Rule 10b5-1 of the Exchange Act.

The Company 10b5-1 Plan is designed to allow us to repurchase our common stock at times when we otherwise might be prevented from doing so under insider trading laws. The Company 10b5-1 Plan requires an agent selected by us to repurchase shares of common stock on our behalf when the market price per share is below the most recently reported net asset value per share (including any updates, corrections or adjustments publicly announced by us to any previously announced net asset value per share). Under the Company 10b5-1 Plan, the agent will increase the volume of purchases made as the price of our common stock declines, subject to volume restrictions. The timing and amount of any stock repurchases will depend on the terms and conditions of the Company 10b5-1 Plan, the market price of our common stock and trading volumes, and no assurance can be given that any particular amount of common stock will be repurchased.

The purchase of shares pursuant to the Company 10b5-1 Plan is intended to satisfy the conditions of Rule 10b5-1 and Rule 10b-18 under the Exchange Act, and will otherwise be subject to applicable law, including Regulation M, which may prohibit purchases under certain circumstances.

Unless extended or terminated by the Board, the Company 10b5-1 Plan will be in effect through the earlier of June 30, 2015 or such time as the approved \$50 million repurchase amount has been fully utilized, subject to certain conditions. As of March 31, 2015, no shares had been repurchased under the Company 10b5-1 Plan.

[Table of Contents](#)**Debt**

Debt consisted of the following as of March 31, 2015, December 31, 2014 and December 31, 2013:

	March 31, 2015			
	Aggregate Principal Amount Committed	Outstanding Principal	Amount Available (1)	Carrying Value
SPV Asset Facility (2)	\$ 128,725	\$ 128,725	\$ —	\$ 128,725
Revolving Credit Facility	781,250	244,437	445,318	244,437
Convertible Senior Notes	115,000	115,000	—	112,061
<b>Total Debt</b>	<b>\$ 1,024,975</b>	<b>\$ 488,162</b>	<b>\$ 445,318</b>	<b>\$ 485,223</b>

	December 31, 2014			
	Aggregate Principal Amount Committed	Outstanding Principal	Amount Available (1)	Carrying Value
SPV Asset Facility	\$ 175,000	\$ 106,725	\$ 45,279	\$ 106,725
Revolving Credit Facility	781,250	177,216	466,189	177,216
Convertible Senior Notes	115,000	115,000	—	111,923
<b>Total Debt</b>	<b>\$ 1,071,250</b>	<b>\$ 398,941</b>	<b>\$ 511,468</b>	<b>\$ 395,864</b>

	December 31, 2013			
	Aggregate Principal Amount Committed	Outstanding Principal	Amount Available(1)	Carrying Value
Subscription Credit Facility (3)	\$ 100,000	\$ 32,000	\$ 68,000	\$ 32,000
SPV Asset Facility	100,000	77,767	—	77,767
Revolving Credit Facility	400,000	322,500	77,500	322,500
<b>Total Debt</b>	<b>\$ 600,000</b>	<b>\$ 432,267</b>	<b>\$ 145,500</b>	<b>\$ 432,267</b>

- (1) The amount available reflects any limitations related to the respective debt facilities' borrowing bases.
- (2) The reinvestment period under the SPV Asset Facility terminated on January 21, 2015 and accordingly any undrawn availability under the facility also terminated.
- (3) On February 27, 2014, we terminated the Subscription Credit Facility, effective March 4, 2014. The outstanding balance was paid down prior to terminating the facility.

As of March 31, 2015, December 31, 2014 and December 31, 2013, we were in compliance with the terms of our debt arrangements. We intend to continue to utilize our credit facilities to fund investments and for other general corporate purposes.

## [Table of Contents](#)

### *Revolving Credit Facility*

On August 23, 2012, we entered into a senior secured revolving credit agreement with SunTrust Bank, as administrative agent, and J.P. Morgan Chase Bank, N.A., as syndication agent, and certain other lenders. On July 2, 2013, we entered into an agreement to amend and restate the agreement, effective on July 3, 2013. The amended and restated facility, among other things, increased the size of the facility from \$200 million to \$350 million. The facility included an uncommitted accordion feature that allowed us, under certain circumstances, to increase the size of the facility up to \$550 million. On September 30, 2013, we exercised our right under the accordion feature and increased the size of the facility to \$400 million. On January 27, 2014, we again exercised our right under the accordion feature and increased the size of the facility to \$420 million.

On February 27, 2014, we further amended and restated the agreement. The second amended and restated agreement (the Revolving Credit Facility), among other things:

- increased the size of the facility to \$581.3 million;
- increased the size of the uncommitted accordion feature to allow us, under certain circumstances, to increase the size of the facility up to \$956.3 million;
- increased the limit for swingline loans to \$100 million;
- with respect to \$545 million in commitments;
  - extended the expiration of the revolving period from June 30, 2017 to February 27, 2018, during which period we, subject to certain conditions, may make borrowings under the facility; and
  - extended the stated maturity date from July 2, 2018 to February 27, 2019; and
- provided that borrowings under the multicurrency tranche will be available in certain additional currencies.

On May 30, 2014, we entered into agreements with various financial institutions pursuant to which each of the institutions agreed to provide commitments through the accordion feature of our Revolving Credit Facility, increasing the aggregate commitments from \$581.3 million to \$781.3 million.

On June 27, 2014, we further amended the Revolving Credit Facility to extend the \$36.3 million in commitments not previously extended such that the revolving period as it related to all outstanding commitments would expire on February 27, 2018 and the stated maturity date as it related to all outstanding commitments would be February 27, 2019.

On October 17, 2014, we entered into a third amendment to the Revolving Credit Facility:

- decreasing the applicable margin with respect to (i) any loan bearing interest at a rate determined by reference to the Alternate Base Rate from 1.25% to 1.00% and (ii) any loan bearing interest at a rate determined by reference to the Adjusted LIBO Rate from 2.25% to 2.00%;
- decreasing the aggregate commitments from \$781.3 million to \$766.3 million;
- extending the revolving period from February 27, 2018 to October 17, 2018;
- extending the stated maturity date from February 27, 2019 to October 17, 2019; and
- increasing the sublimit applicable to letters of credit from \$20 million to \$100 million.

On October 23, 2014, we entered into an agreement with a financial institution pursuant to which the institution agreed to provide commitments through the accordion feature, increasing the aggregate commitments from \$766.3 million to \$776.3 million. On November 3, 2014, an existing lender agreed to increase their commitment through the accordion feature, increasing aggregate commitments from \$776.3 million to \$781.3 million.

## [Table of Contents](#)

The Revolving Credit Facility continues to include the accordion feature, which would allow us, under certain circumstances, to increase the size to a maximum of \$956.3 million.

We may borrow amounts in U.S. dollars or certain other permitted currencies. As of March 31, 2015, we had outstanding debt denominated in Swedish Krona (SEK) of 203.1 million, Euro (EUR) of 28.1 million and Pound Sterling (GBP) of 21.0 million on our Revolving Credit Facility, included in the Outstanding Principal amount in the table above.

Amounts drawn under the Revolving Credit Facility, including amounts drawn in respect of letters of credit, bear interest at either LIBOR plus a margin, or the prime rate plus a margin. We may elect either the LIBOR or prime rate at the time of drawdown, and loans may be converted from one rate to another at any time, subject to certain conditions. We also pay a fee of 0.375% on undrawn amounts and, in respect of each undrawn letter of credit, a fee and interest rate equal to the then-applicable margin while the letter of credit is outstanding.

The Revolving Credit Facility is guaranteed by TC Lending, LLC and TSL MR, LLC and may be guaranteed by certain domestic subsidiaries that are formed or acquired by us in the future. The Revolving Credit Facility is secured by a perfected first-priority security interest in substantially all the portfolio investments held by us and each guarantor. Proceeds from borrowings may be used for general corporate purposes, including the funding of portfolio investments.

The Revolving Credit Facility includes customary events of default, as well as customary covenants, including restrictions on certain distributions and financial covenants requiring:

- an asset coverage ratio of no less than 2 to 1 on the last day of any fiscal quarter;
- a liquidity test under which we must maintain cash and liquid investments of at least 10% of the covered debt amount under circumstances where our adjusted covered debt balance is greater than 90% of our adjusted borrowing base under the facility; and
- stockholders' equity of at least \$500 million plus 25% of the net proceeds of the sale of equity interests after October 17, 2014.

Net proceeds received from our IPO, the exercise of the underwriters' over-allotment option from the IPO, and net proceeds received from the issuance of the Convertible Senior Notes were used to pay down borrowings on the Revolving Credit Facility.

### *SPV Asset Facility*

On May 8, 2012, the Closing Date, our wholly owned subsidiary TPG SL SPV, LLC, a Delaware limited liability company, which we refer to as TPG SL SPV, entered into a credit and security agreement with Natixis, New York Branch. Also on May 8, 2012, we contributed certain investments to TPG SL SPV pursuant to the terms of a Master Sale and Contribution Agreement by and between us and TPG SL SPV. We consolidate TPG SL SPV in our consolidated financial statements, and no gain or loss was recognized as a result of the contribution. Proceeds from the SPV Asset Facility were permitted to be used to finance the acquisition of eligible assets by TPG SL SPV, including the purchase of such assets from us. We retain a residual interest in assets contributed to or acquired by TPG SL SPV through our ownership of TPG SL SPV. The facility size is subject to availability under the borrowing base, which is based on the amount of TPG SL SPV's assets from time to time, and satisfaction of certain conditions, including an asset coverage test, an asset quality test and certain concentration limits.

The credit and security agreement provided for a contribution and reinvestment period for up to 18 months after the Closing Date, or the Commitment Termination Date. The Commitment Termination Date was November 8, 2013, at which point the reinvestment period of the SPV Asset Facility expired and accordingly any

## [Table of Contents](#)

undrawn availability under the facility terminated. Proceeds received by TPG SL SPV from interest, dividends or fees on assets are required to be used to pay expenses and interest on outstanding borrowings, and the excess can be returned to us, subject to certain conditions, on a quarterly basis. Prior to the Commitment Termination Date, proceeds received from principal on assets could be used to pay down borrowings or make additional investments. Following the Commitment Termination Date, proceeds received from principal on assets are required to be used to make payments of principal on outstanding borrowings on a quarterly basis. Proceeds received from interest and principal at the end of a reporting period that have not gone through the settlement process for these payment obligations are considered to be restricted cash.

On January 21, 2014, TPG SL SPV entered into an agreement to amend and restate the credit and security agreement. The amended and restated facility, among other things:

- increased the size of the facility from \$100 million to \$175 million;
- reopened the reinvestment period thereunder for an additional period of six months following the closing date of January 21, 2014, which reinvestment period was subsequently extended by the borrower for an additional six month period (pursuant to an extension right exercisable by the borrower) so that the reinvestment period would remain open until January 21, 2015;
- extended the stated maturity date from May 8, 2020 to January 21, 2021;
- modified pricing for Natixis to cost of funds + 2.25%; and
- made certain changes to the eligibility criteria and concentration limits.

The reinvestment period under the amended and restated credit and security agreement terminated on January 21, 2015 and accordingly any undrawn availability under the facility also terminated.

On March 27, 2015, TPG SL SPV further amended the amended and restated credit and security agreement, which we refer to as the SPV Asset Facility. The second amended and restated credit and security agreement, among other things, reduced the applicable margin with respect to loans from LIBOR lenders from 2.75% to 2.35% and syndicated a portion of the outstanding loan previously held by affiliates of Natixis to two new lenders.

Amounts drawn under the original credit and security agreement bore interest at LIBOR plus a margin or base rate plus a margin, in each case at TPG SL SPV's option. Amounts outstanding under the SPV Asset Facility bear interest at LIBOR plus a margin, base rate plus a margin or the lenders' cost of funds plus a margin. The undrawn portion of the commitment bore an unutilized commitment fee of 0.75%. This fee ceased to accrue on January 21, 2015 when the reinvestment period ended. The SPV Asset Facility contains customary covenants, including covenants relating to separateness from the Adviser and its affiliates and long-term credit ratings with respect to the underlying collateral obligations, and events of default. The SPV Asset Facility is secured by a perfected first priority security interest in the assets of TPG SL SPV and on any payments received by TPG SL SPV in respect of such assets, which accordingly are not available to pay our other debt obligations.

As of March 31, 2015 and December 31, 2014, TPG SL SPV had \$360.8 million and \$334.0 million, respectively, in investments at fair value, and \$128.8 million and \$108.8 million, respectively, in liabilities, including the outstanding borrowings, on its balance sheet. As of March 31, 2015 and December 31, 2014, TPG SL SPV had \$10.3 million and \$10.2 million, respectively, in restricted cash, a component of prepaid expenses and other assets, in the accompanying consolidated financial statements.

Borrowings of TPG SL SPV are considered our borrowings for purposes of complying with the asset coverage requirements of the 1940 Act.

*Convertible Senior Notes*

On June 10, 2014, we issued in a private offering \$115 million aggregate principal amount convertible senior notes due December 2019, or the Convertible Senior Notes. The Convertible Senior Notes were issued in a private placement only to qualified institutional buyers pursuant to Rule 144A under the Securities Act. The Convertible Senior Notes are unsecured and bear interest at a rate of 4.50% per year, payable semiannually. The Convertible Senior Notes will mature on December 15, 2019. In certain circumstances, the Convertible Senior Notes will be convertible into cash, shares of our common stock or a combination of cash and shares of our common stock, at our election, at an initial conversion rate of 38.7162 shares of common stock per \$1,000 principal amount of Convertible Senior Notes, which is equivalent to an initial conversion price of approximately \$25.83 per share of our common stock, subject to customary anti-dilution adjustments. The sale of the Convertible Senior Notes generated net proceeds of approximately \$110.8 million. We used the net proceeds of the offering to pay down debt under the Revolving Credit Facility. In connection with the offering of Convertible Senior Notes, we entered into two interest rate swaps, each with a \$57.5 million notional amount to continue to align the interest rates of our liabilities with our investment portfolio, which consists of predominately floating rate loans. As a result of the swaps, our effective interest rate on the Convertible Senior Notes was three-month LIBOR plus 252.9 basis points. In January 2015, we closed out our existing interest rate swaps and simultaneously entered into new interest rate swaps, realizing a cash payment of \$2.0 million and increasing pricing to three-month LIBOR plus 286 basis points.

Holders may convert their Convertible Senior Notes at their option at any time prior to June 15, 2019 only under the following circumstances:

(1) during any calendar quarter commencing after the calendar quarter ending on September 30, 2014 (and only during such calendar quarter), if the last reported sale price of the common stock for at least 20 trading days (whether or not consecutive) during a period of 30 consecutive trading days ending on the last trading day of the immediately preceding calendar quarter is greater than or equal to 130% of the conversion price on each applicable trading day; (2) during the five business day period after any five consecutive trading day period, or the measurement period, in which the trading price (as defined in the indenture governing the Convertible Senior Notes) per \$1,000 principal amount of notes for each trading day of the measurement period was less than 98% of the product of the last reported sale price of our common stock and the conversion rate on each such trading day; or (3) upon the occurrence of specified corporate events. On or after June 15, 2019 until the close of business on the scheduled trading day immediately preceding the maturity date, holders may convert their notes at any time, regardless of the occurrence or nonoccurrence of any of the foregoing circumstances.

The notes are senior unsecured obligations and rank senior in right of payment to our future indebtedness that is expressly subordinated in right of payment to the notes; equal in right of payment to our existing and future indebtedness that is not so subordinated; effectively junior in right of payment to any of our secured indebtedness (including unsecured indebtedness that we later secure) to the extent of the value of the assets securing such indebtedness; and structurally junior to all existing and future indebtedness (including trade payables) incurred by our subsidiaries, financing vehicles or similar facilities.

As of March 31, 2015, the principal amount of the Convertible Senior Notes exceeded the value of the underlying shares multiplied by the per share closing price of our common stock.

The Convertible Senior Notes Indenture contains certain covenants, including covenants requiring us to comply with the requirement under the 1940 Act that our asset coverage ratio, as defined in the 1940 Act, equal at least 200% and to provide financial information to the holders of the Convertible Senior Notes under certain circumstances. These covenants are subject to important limitations and exceptions that are described in the Convertible Senior Notes Indenture. As of March 31, 2015, we were in compliance with the terms of the Convertible Senior Notes Indenture.

The Convertible Senior Notes are accounted for in accordance with Accounting Standards Codification (“ASC” 470-20). Upon conversion of any of the Convertible Senior Notes, we intend to pay the outstanding

## [Table of Contents](#)

principal amount in cash and, to the extent that the conversion value exceeds the principal amount, we have the option to pay in cash or shares of our common stock (or a combination of cash and shares) in respect of the excess amount, subject to the requirements of the Convertible Senior Notes Indenture. We have determined that the embedded conversion options in the Convertible Senior Notes are not required to be separately accounted for as a derivative under U.S. GAAP. In accounting for the Convertible Senior Notes, we estimated at the time of issuance separate debt and equity components of the Convertible Senior Notes. An original issue discount equal to the equity components of the Convertible Senior Notes was recorded in “additional paid-in capital” in the accompanying consolidated balance sheet. Additionally, the issuance costs associated with the Convertible Senior Notes were allocated to the debt and equity components in proportion to the allocation of the proceeds and accounted for as debt issuance costs and equity issuance costs, respectively.

### *Subscription Credit Facility*

On February 27, 2014, we terminated our Subscription Credit Facility with Deutsche Bank Trust Company Americas, effective March 4, 2014. At the time of the termination, the maximum principal amount of the facility was \$100 million, and the outstanding balance was paid down prior to terminating the facility.

## **Off-Balance Sheet Arrangements**

### *Portfolio Company Commitments*

From time to time, we may enter into commitments to fund investments. Our senior secured revolving loan commitments are generally available on a borrower’s demand and may remain outstanding until the maturity date of the applicable loan. Our senior secured term loan commitments are generally available on a borrower’s demand and, once drawn, generally have the same remaining term as the associated loan agreement. Undrawn senior secured term loan commitments generally have a shorter availability period than the term of the associated loan agreement. As of March 31, 2015, December 31, 2014 and December 31, 2013, we had the following commitments to fund investments:

(\$ in millions)	<u>March 31, 2015</u>	<u>December 31, 2014</u>	<u>December 31, 2013</u>
Senior secured revolving loan commitments	\$ 25.7	\$ 34.2	\$ 18.4
Senior secured term loan commitments	8.7	13.8	36.6
<b>Total Portfolio Company Commitments</b>	<u>\$ 34.4</u>	<u>\$ 48.0</u>	<u>\$ 55.0</u>

### *Other Commitments and Contingencies*

As of December 31, 2013, we had \$1.5 billion in total capital commitments from investors (over \$0.9 billion unfunded). Unfunded commitments terminated upon the completion of our IPO, and hence as of December 31, 2014 no longer remain in effect.

We may become a party to financial instruments with off-balance sheet risk in the normal course of our business to meet the financial needs of our portfolio companies. These instruments may include commitments to extend credit and involve, to varying degrees, elements of liquidity and credit risk in excess of the amount recognized in the balance sheet. As of March 31, 2015, December 31, 2014 and December 31, 2013, we had outstanding commitments to fund investments totaling \$34.4 million, \$48.0 million and \$55.0 million, respectively.

## [Table of Contents](#)

We have certain contracts under which we have material future commitments. Under the Investment Advisory Agreement, our Adviser provides us with investment advisory and management services. For these services, we pay the Management Fee and the Incentive Fee.

Under the Administration Agreement, our Adviser furnishes us with office facilities and equipment, provides us clerical, bookkeeping and record keeping services at such facilities and provides us with other administrative services necessary to conduct our day-to-day operations. We reimburse our Adviser for the allocable portion (subject to the review and approval of our Board) of expenses incurred by it in performing its obligations under the Administration Agreement, including rent, the fees and expenses associated with performing compliance functions and our allocable portion of the compensation of our Chief Compliance Officer, Chief Financial Officer and other professionals who spend time on those related activities (based on a percentage of time those individuals devote, on an estimated basis, to our business and affairs). Our Adviser also offers on our behalf significant managerial assistance to those portfolio companies to which we are required to offer to provide such assistance.

### Contractual Obligations

A summary of our contractual payment obligations as of March 31, 2015 is as follows:

(\$ in millions)	Payments Due by Period				
	Total	Less than 1 year	1-3 years	3-5 years	After 5 years
SPV Asset Facility	\$ 128.7	\$ —	\$ —	\$ —	\$ 128.7
Revolving Credit Facility	244.5	—	—	244.5	—
Convertible Senior Notes	115.0	—	—	115.0	—
<b>Total Contractual Obligations</b>	<b>\$ 488.2</b>	<b>\$ —</b>	<b>\$ —</b>	<b>\$ 359.5</b>	<b>\$ 128.7</b>

A summary of our contractual payment obligations as of December 31, 2014 is as follows:

(\$ in millions)	Payments Due by Period				
	Total	Less than 1 year	1-3 years	3-5 years	After 5 years
SPV Asset Facility	\$ 106.7	\$ —	\$ —	\$ —	\$ 106.7
Revolving Credit Facility	177.2	—	—	177.2	—
Convertible Senior Notes	115.0	—	—	115.0	—
<b>Total Contractual Obligations</b>	<b>\$ 398.9</b>	<b>\$ —</b>	<b>\$ —</b>	<b>\$ 292.2</b>	<b>\$ 106.7</b>

In addition to the contractual payment obligations in the tables above, we also have commitments to fund investments and to pledge assets as collateral under the terms of our derivatives agreements.

### Distributions

We have elected and qualified to be treated for U.S. federal income tax purposes as a RIC under subchapter M of the Code. To maintain our RIC status, we must distribute (or be treated as distributing) in each taxable year dividends for tax purposes equal to at least 90 percent of the sum of our:

- investment company taxable income (which is generally our ordinary income plus the excess of realized net short-term capital gains over realized net long-term capital losses), determined without regard to the deduction for dividends paid, for such taxable year; and
- net tax-exempt interest income (which is the excess of our gross tax exempt interest income over certain disallowed deductions) for such taxable year.



## [Table of Contents](#)

As a RIC, we (but not our stockholders) generally will not be subject to U.S. federal income tax on investment company taxable income and net capital gains that we distribute to our stockholders.

We intend to distribute annually all or substantially all of such income. To the extent that we retain our net capital gains or any investment company taxable income, we generally will be subject to corporate-level U.S. federal income tax. We may choose to retain our net capital gains or any investment company taxable income, and pay the U.S. federal excise tax described below.

Amounts not distributed on a timely basis in accordance with a calendar year distribution requirement are subject to a nondeductible 4% U.S. federal excise tax payable by us. To avoid this tax, we must distribute (or be treated as distributing) during each calendar year an amount at least equal to the sum of:

- 98% of our net ordinary income excluding certain ordinary gains or losses for that calendar year;
- 98.2% of our capital gain net income, adjusted for certain ordinary gains and losses, recognized for the twelve-month period ending on October 31 of that calendar year; and
- 100% of any income or gains recognized, but not distributed, in preceding years.

While we intend to distribute any income and capital gains in the manner necessary to minimize imposition of the 4% U.S. federal excise tax, sufficient amounts of our taxable income and capital gains may not be distributed to avoid entirely the imposition of this tax. In that event, we will be liable for this tax only on the amount by which we do not meet the foregoing distribution requirement.

We intend to pay quarterly dividends to our stockholders out of assets legally available for distribution. All dividends will be paid at the discretion of our Board and will depend on our earnings, financial condition, maintenance of our RIC status, compliance with applicable BDC regulations and such other factors as our Board may deem relevant from time to time.

To the extent our current taxable earnings for a year fall below the total amount of our distributions for that year, a portion of those distributions may be deemed a return of capital to our stockholders for U.S. federal income tax purposes. Thus, the source of a distribution to our stockholders may be the original capital invested by the stockholder rather than our income or gains. Stockholders should read any written disclosure carefully and should not assume that the source of any distribution is our ordinary income or gains.

We have adopted an “opt out” dividend reinvestment plan for our common stockholders. As a result, if we declare a cash dividend or other distribution, each stockholder that has not “opted out” of our dividend reinvestment plan will have their dividends or distributions automatically reinvested in additional shares of our common stock rather than receiving cash dividends. Stockholders who receive distributions in the form of shares of common stock will be subject to the same U.S. federal, state and local tax consequences as if they received cash distributions.

### ***Related-Party Transactions***

We have entered into a number of business relationships with affiliated or related parties, including the following:

- the Investment Advisory Agreement;
- the Administration Agreement; and
- a license agreement with an affiliate of TPG under which the affiliate granted us a non-exclusive license to use the TPG name and logo, for a nominal fee, for so long as the Adviser or one of its affiliates remains our investment adviser. Other than with respect to this limited license, we have no legal right to the “TPG” name or logo.

## Quantitative and Qualitative Disclosures About Market Risk

We are subject to financial market risks, including valuation risk, interest rate risk and currency risk.

### Valuation Risk

We have invested, and plan to continue to invest, primarily in illiquid debt and equity securities of private companies. Most of our investments will not have a readily available market price, and we value these investments at fair value as determined in good faith by our Board in accordance with our valuation policy. There is no single standard for determining fair value. As a result, determining fair value requires that judgment be applied to the specific facts and circumstances of each portfolio investment while employing a consistently applied valuation process for the types of investments we make. If we were required to liquidate a portfolio investment in a forced or liquidation sale, we may realize amounts that are different from the amounts presented and such differences could be material.

### Interest Rate Risk

Interest rate sensitivity refers to the change in earnings that may result from changes in the level of interest rates. We also fund portions of our investments with borrowings. Our net investment income is affected by the difference between the rate at which we invest and the rate at which we borrow. Accordingly, we cannot assure you that a significant change in market interest rates will not have a material adverse effect on our net investment income.

We regularly measure our exposure to interest rate risk. We assess interest rate risk and manage our interest rate exposure on an ongoing basis by comparing our interest rate-sensitive assets to our interest rate-sensitive liabilities. Based on that review, we determine whether or not any hedging transactions are necessary to mitigate exposure to changes in interest rates.

As of March 31, 2015, 96.5% of our debt investments in our portfolio bore interest at floating rates, subject to interest rate floors. Our credit facilities also bear interest at floating rates, and in connection with our Convertible Senior Notes, which bear interest at a fixed rate, we entered into fixed-to-floating interest rate swaps in order to continue to align the interest rates of our liabilities with our investment portfolio.

Assuming that our consolidated balance sheet as of March 31, 2015 were to remain constant and that we took no actions to alter our existing interest rate sensitivity, the following table shows the annualized impact of hypothetical base rate changes in interest rates (considering interest rate floors for floating rate instruments):

(\$ in millions)			
<u>Basis Point Change</u>	<u>Interest Income</u>	<u>Interest Expense</u>	<u>Net Income</u>
Up 300 basis points	\$ 27.9	\$ 14.6	\$ 13.3
Up 200 basis points	\$ 14.9	\$ 9.8	\$ 5.1
Up 100 basis points	\$ 2.6	\$ 4.9	\$ (2.3)
Down 25 basis points	\$ 0.0	\$ (0.9)	\$ 0.9

Although we believe that this analysis is indicative of our existing sensitivity to interest rate changes, it does not adjust for changes in the credit market, credit quality, the size and composition of the assets in our portfolio and other business developments that could affect our net income. Accordingly, we cannot assure you that actual results would not differ materially from the analysis above.

We may in the future hedge against interest rate fluctuations by using hedging instruments such as additional interest rate swaps, futures, options and forward contracts. While hedging activities may mitigate our exposure to adverse fluctuations in interest rates, certain hedging transactions that we may enter into in the

## [Table of Contents](#)

future, such as interest rate swap agreements, may also limit our ability to participate in the benefits of lower interest rates with respect to our portfolio investments.

### **Currency Risk**

From time to time, we may make investments that are denominated in a foreign currency. These investments are translated into U.S. dollars at each balance sheet date, exposing us to movements in foreign exchange rates. We may employ hedging techniques to minimize these risks, but we cannot assure you that such strategies will be effective or without risk to us. We may seek to utilize instruments such as, but not limited to, forward contracts to seek to hedge against fluctuations in the relative values of our portfolio positions from changes in currency exchange rates. We also have the ability to borrow in certain foreign currencies under our Revolving Credit Facility. Instead of entering into a foreign exchange forward contract in connection with loans or other investments we have made that are denominated in a foreign currency, we may borrow in that currency to establish a natural hedge against our loan or investment. To the extent the loan or investment is based on a floating rate other than a rate under which we can borrow under our Revolving Credit Facility, we may seek to utilize interest rate derivatives to hedge our exposure to changes in the associated rate.

### **Critical Accounting Policies**

The preparation of our consolidated financial statements requires us to make estimates and assumptions that affect the reported amounts of assets, liabilities, revenues, and expenses. Changes in the economic environment, financial markets, and any other parameters used in determining such estimates could cause actual results to differ. Our critical accounting policies, including those relating to the valuation of our investment portfolio, are described below. The critical accounting policies should be read in connection with our risk factors as disclosed in “Risk Factors” in this prospectus and elsewhere in our filings with the SEC.

### **Investments at Fair Value**

Investment transactions purchased on a secondary basis are recorded on the trade date. Loan originations are recorded on the date of the binding commitment, which is generally the funding date. Realized gains or losses are measured by the difference between the net proceeds received (excluding prepayment fees, if any) and the amortized cost basis of the investment without regard to unrealized gains or losses previously recognized, and include investments charged off during the period, net of recoveries. The net change in unrealized gains or losses primarily reflects the change in investment values and also includes the reversal of previously recorded unrealized gains or losses with respect to investments realized during the period.

Investments for which market quotations are readily available are typically valued at those market quotations. To validate market quotations, we utilize a number of factors to determine if the quotations are representative of fair value, including the source and number of the quotations. Debt and equity securities that are not publicly traded or whose market prices are not readily available, as is the case for substantially all of our investments, are valued at fair value as determined in good faith by our Board, based on, among other things, the input of the Adviser, our Audit Committee and independent third-party valuation firms engaged at the direction of the Board.

As part of the valuation process, the Board takes into account relevant factors in determining the fair value of our investments, including:

- the estimated enterprise value of a portfolio company (that is, the total fair value of the portfolio company’s debt and equity);
- the nature and realizable value of any collateral;
- the portfolio company’s ability to make payments based on its earnings and cash flow;

## [Table of Contents](#)

- the markets in which the portfolio company does business;
- a comparison of the portfolio company's securities to any similar publicly traded securities; and
- overall changes in the interest rate environment and the credit markets that may affect the price at which similar investments may be made in the future.

When an external event, such as a purchase transaction, public offering or subsequent equity sale occurs, the Board considers whether the pricing indicated by the external event corroborates our valuation.

The Board undertakes a multi-step valuation process, which includes, among other procedures, the following:

- The valuation process begins with each investment being initially valued by the investment professionals responsible for the portfolio investment in conjunction with the portfolio management team.
- The Adviser's management reviews the preliminary valuations with the investment professionals. Agreed-upon valuation recommendations are presented to the Audit Committee.
- The Audit Committee reviews the valuations presented and recommends values for each investment to the Board.
- The Board reviews the recommended valuations and determines the fair value of each investment; valuations that are not based on readily available market quotations are valued in good faith based on, among other things, the input of the Adviser, Audit Committee and, where applicable, other third parties.

We conduct this valuation process on a quarterly basis.

In connection with debt and equity securities that are valued at fair value in good faith by the Board, the Board has engaged independent third-party valuation firms to perform certain limited procedures that the Board has identified and requested them to perform.

We apply Financial Accounting Standards Board Accounting Standards Codification 820, *Fair Value Measurement* ("ASC 820"), as amended, which establishes a framework for measuring fair value in accordance with U.S. GAAP and required disclosures of fair value measurements. ASC 820 determines fair value to be the price that would be received for an investment in a current sale, which assumes an orderly transaction between market participants on the measurement date. Market participants are defined as buyers and sellers in the principal or most advantageous market (which may be a hypothetical market) that are independent, knowledgeable, and willing and able to transact. In accordance with ASC 820, we consider our principal market to be the market that has the greatest volume and level of activity. ASC 820 specifies a fair value hierarchy that prioritizes and ranks the level of observability of inputs used in determination of fair value. In accordance with ASC 820, these levels are summarized below:

- Level 1—Valuations based on quoted prices in active markets for identical assets or liabilities that we have the ability to access.
- Level 2—Valuations based on quoted prices in markets that are not active or for which all significant inputs are observable, either directly or indirectly.
- Level 3—Valuations based on inputs that are unobservable and significant to the overall fair value measurement.

Transfers between levels, if any, are recognized at the beginning of the quarter in which the transfers occur. In addition to using the above inputs in investment valuations, we apply the valuation policy approved by our

## [Table of Contents](#)

Board that is consistent with ASC 820. Consistent with the valuation policy, we evaluate the source of inputs, including any markets in which our investments are trading (or any markets in which securities with similar attributes are trading), in determining fair value. When a security is valued based on prices provided by reputable dealers or pricing services (that is, broker quotes), we subject those prices to various criteria in making the determination as to whether a particular investment would qualify for treatment as a Level 2 or Level 3 investment. For example, we review pricing methodologies provided by dealers or pricing services in order to determine if observable market information is being used, versus unobservable inputs. Some additional factors considered include the number of prices obtained, as well as an assessment as to their quality.

Our accounting policy on the fair value of our investments is critical because the determination of fair value involves subjective judgments and estimates. Accordingly, the notes to our consolidated financial statements express the uncertainty with respect to the possible effect of these valuations, and any change in these valuations, on the consolidated financial statements.

See Note 6 to our consolidated financial statements included in this prospectus for more information on the fair value of our investments.

### ***Interest and Dividend Income Recognition***

Interest income is recorded on an accrual basis and includes the amortization of discounts and premiums. Discounts and premiums to par value on securities purchased are amortized into interest income over the contractual life of the respective security using the effective yield method. The amortized cost of investments represents the original cost adjusted for the amortization of discounts and premiums, if any.

Loans are generally placed on non-accrual status when principal or interest payments are past due 30 days or more or when there is reasonable doubt that principal or interest will be collected in full. Accrued and unpaid interest is generally reversed when a loan is placed on non-accrual status. Interest payments received on non-accrual loans may be recognized as income or applied to principal depending upon management's judgment regarding collectability. Non-accrual loans are restored to accrual status when past due principal and interest is paid current and, in management's judgment, are likely to remain current. Management may determine to not place a loan on non-accrual status if the loan has sufficient collateral value and is in the process of collection.

Dividend income on preferred equity securities is recorded on an accrual basis to the extent that such amounts are payable by the portfolio company and are expected to be collected. Dividend income on common equity securities is recorded on the record date for private portfolio companies or on the ex-dividend date for publicly traded portfolio companies.

Our accounting policy on interest and dividend income recognition is critical because it involves the primary source of our revenue and accordingly is significant to the financial results as disclosed in our consolidated financial statements.

### ***U.S. Federal Income Taxes***

We have elected to be treated as a BDC under the 1940 Act. We also have elected to be treated as a RIC under the Code. So long as we maintain our status as a RIC, we will generally not pay corporate-level U.S. federal income or excise taxes on any ordinary income or capital gains that we distribute at least annually to our stockholders as dividends. As a result, any tax liability related to income earned and distributed by us represents obligations of our stockholders and will not be reflected in our consolidated financial statements.

---

## [Table of Contents](#)

We evaluate tax positions taken or expected to be taken in the course of preparing our financial statements to determine whether the tax positions are “more-likely-than-not” to be sustained by the applicable tax authority. Tax positions not deemed to meet the “more-likely-than-not” threshold are reversed and recorded as a tax benefit or expense in the current year. All penalties and interest associated with income taxes are included in income tax expense. Conclusions regarding tax positions are subject to review and may be adjusted at a later date based on factors including on-going analyses of tax laws, regulations and interpretations thereof.

Our accounting policy on income taxes is critical because if we are unable to maintain our status as a RIC, we would be required to record a provision for corporate-level U.S. federal income taxes which may be significant to our financial results.

**SENIOR SECURITIES**

Information about our senior securities is shown in the following table as of the end of each fiscal year ended December 31 since we commenced operations and as of March 31, 2015. The report of our independent registered public accounting firm, KPMG LLP, on the senior securities table as of December 31, 2014 is attached as an exhibit to the registration statement of which this prospectus is a part.

<b>Class and Year/Period</b>	<b>Total Amount Outstanding Exclusive of Treasury Securities<sup>(1)</sup> (\$ in millions)</b>	<b>Asset Coverage Per Unit<sup>(2)</sup></b>	<b>Involuntary Liquidating Preference Per Unit<sup>(3)</sup></b>	<b>Average Market Value Per Unit<sup>(4)</sup></b>
<b>Credit Facilities</b>				
December 31, 2015 (as of March 31, 2015) (Unaudited)	\$ 373.2	\$ 2,734.3	—	N/A
December 31, 2014	\$ 283.9	\$ 3,110.3	—	N/A
December 31, 2013	\$ 432.3	\$ 2,329.5	—	N/A
December 31, 2012	\$ 331.8	\$ 2,445.9	—	N/A
December 31, 2011	\$ 155.0	\$ 2,116.7	—	N/A
<b>Convertible Senior Notes due 2019</b>				
December 31, 2015 (as of March 31, 2015) (Unaudited)	\$ 112.1	\$ 2,734.3	—	N/A
December 31, 2014	\$ 111.9	\$ 3,110.3	—	N/A

- (1) Total amount of each class of senior securities outstanding at carrying value at the end of the period presented.
- (2) Asset coverage per unit is the ratio of the carrying value of our total assets, less all liabilities excluding indebtedness represented by senior securities in this table, to the aggregate amount of senior securities representing indebtedness. Asset coverage per unit is expressed in terms of dollar amounts per \$1,000 of indebtedness and is calculated on a consolidated basis.
- (3) The amount to which such class of senior security would be entitled upon our involuntary liquidation in preference to any security junior to it. The “—” in this column indicates information that the SEC expressly does not require to be disclosed for certain types of senior securities.
- (4) Not applicable because the senior securities are not registered for public trading.

## THE COMPANY

### General

We are a specialty finance company focused on lending to middle-market companies. Since we began our investment activities in July 2011, through March 31, 2015, we have originated more than \$3.6 billion aggregate principal amount of investments and retained approximately \$2.5 billion aggregate principal amount of these investments on our balance sheet prior to any subsequent exits and repayments. We seek to generate current income primarily in U.S.-domiciled middle-market companies through direct originations of senior secured loans and, to a lesser extent, originations of mezzanine loans and investments in corporate bonds and equity securities. By “middle-market companies,” we mean companies that have annual EBITDA, which we believe is a useful proxy for cash flow, of \$10 million to \$250 million, although we may invest in larger or smaller companies on occasion. As of March 31, 2015, our core portfolio companies, which exclude certain investments that fall outside of our typical borrower profile, had weighted average annual revenue of \$126 million and weighted average annual EBITDA of \$32 million.

We generate revenues primarily in the form of interest income from the investments we hold. In addition, we generate income from dividends on direct equity investments, capital gains on the sales of loans and debt and equity securities and various loan origination and other fees.

In conducting our investment activities, we believe that we benefit from the significant scale and resources of our Adviser and its affiliates. We have operated our business as a BDC since we began our investment activities in July 2011, and we are currently one of the largest BDCs by total assets.

The companies in which we invest use our capital to support organic growth, acquisitions, market or product expansion and recapitalizations. We invest in first-lien debt, second-lien debt, mezzanine debt and equity and other investments. Our first-lien debt may include stand-alone first-lien loans; “last out” first-lien loans, which are loans that have a secondary priority behind super-senior “first out” first-lien loans; “unitranche” loans, which are loans that combine features of first-lien, second-lien and mezzanine debt, generally in a first-lien position; and secured corporate bonds with similar features to these categories of first-lien loans. Our second-lien debt may include secured loans, and, to a lesser extent, secured corporate bonds, with a secondary priority behind first-lien debt. As of March 31, 2015, based on fair value, our portfolio consisted of 90.1% first-lien debt investments, 7.8% second-lien debt investments, 1.0% mezzanine debt investments, and 1.1% equity and other investments. Approximately 96.5% of our debt investments as of March 31, 2015 are floating rate in nature, subject to interest rate floors, which we believe helps act as a portfolio-wide hedge against inflation. As of March 31, 2015 and December 31, 2014, we had investments in 35 and 34 portfolio companies, respectively. As of March 31, 2015, our average investment size in each of our portfolio companies was approximately \$38.0 million. We expect that no single investment will represent more than 15% of our total investment portfolio.

As of March 31, 2015, our portfolio was invested across 18 different industries. The largest industries in our portfolio as of March 31, 2015 were healthcare and pharmaceuticals, business services, and financial services, which represented, as a percentage of our portfolio, 16.2%, 10.5% and 10.3%, respectively, based on fair value. See “Portfolio Companies” for more information on our portfolio as of March 31, 2015.

Our Board has ultimate authority over our business, but delegates authority to our investment adviser who actively sources, manages, and monitors our investment portfolio and other business activities, subject to the supervision of the Board. See “—About TSLX—Our Investment Adviser” below. Pursuant to our certificate of incorporation, the Board consists of five members divided into three classes with staggered three-year terms. As a BDC, a majority of our Board consists of Independent Directors.

We borrow money from time to time within the levels permitted by the 1940 Act to fund investments and for general corporate purposes. Under the 1940 Act, we can incur borrowings, issue debt securities or issue



## [Table of Contents](#)

preferred stock if immediately after the borrowing or issuance the ratio of total assets (less total liabilities other than indebtedness) to total indebtedness plus preferred stock is at least 200%. In determining whether to borrow money, we analyze the maturity, covenant package and rate structure of the proposed borrowings, as well as the risks of those borrowings compared to our investment outlook. The use of borrowed funds or the proceeds of preferred stock offerings to make investments has its own specific set of benefits and risks, and all of the costs of borrowing funds or issuing preferred stock are borne by us, and ultimately the holders of our common stock. See “Risk Factors—Risks Related to Our Business and Structure—We borrow money, which magnifies the potential for gain or loss and increases the risk of investing in us.”

### **About TSLX**

TPG Specialty Lending, Inc. is a Delaware corporation formed on July 21, 2010. TSL Advisers, LLC is our external manager. On June 1, 2011, we formed a wholly owned subsidiary, TC Lending, LLC, a Delaware limited liability company, which holds a California finance lender and broker license. On March 22, 2012, we formed another wholly owned subsidiary, TPG SL SPV, LLC, a Delaware limited liability company, in which we hold assets to support our asset-backed credit facility. On May 19, 2014, we formed another wholly owned subsidiary, TSL MR, LLC, a Delaware limited liability company, to hold certain of our investments.

Our portfolio is subject to diversification and other requirements because we elected to be regulated as a BDC under the 1940 Act and treated as a RIC for U.S. federal income tax purposes. We made our BDC election on April 15, 2011. We intend to maintain these elections. See “Regulation” for more information on these requirements.

### ***Our Investment Adviser***

Our Adviser is a Delaware limited liability company. Our Adviser acts as our investment adviser and administrator and is a registered investment adviser with the SEC under the Advisers Act. Our Adviser sources and manages our portfolio through our Investment Team, a dedicated team of investment professionals predominately focused on us. Our Investment Team is led by our Chairman and Co-Chief Executive Officer and our Adviser’s Co-Chief Investment Officer Joshua Easterly, our Co-Chief Executive Officer Michael Fishman and our Adviser’s Co-Chief Investment Officer Alan Waxman, all of whom have substantial experience in credit origination, underwriting and asset management. Our investment decisions are made by our Investment Review Committee, which includes senior personnel of our Adviser and TSSP.

TSSP is the special situations and credit platform of TPG and encompasses TPG Specialty Lending, Inc., TPG Opportunities Partners and TSSP Adjacent Opportunities Partners, which invest in special situations and distressed investments across the credit cycle, Austin Credit Macro, which is focused on macro credit opportunities, TSL Europe, which is aimed at European middle-market loan originations, and TPG Institutional Credit Partners, which is a “public-side” credit investment platform focused on investment opportunities in the broadly syndicated leveraged loan markets. TSSP had over \$11 billion of assets under management as of March 31, 2015. TSSP has extensive experience with highly complex, global public and private investments executed through primary originations, secondary market purchases and restructurings, and has a team of over 100 investment and operating professionals as of March 31, 2015. Twenty six of these personnel are dedicated to our business, including 19 investment professionals. The members of the Investment Review Committee are Joshua Easterly, Michael Fishman, Alan Waxman and David Stiepleman.

TPG is a leading global private investment firm founded in 1992 with \$67 billion of assets under management as of March 31, 2015, and offices in San Francisco, Fort Worth, New York and throughout the world. In addition to TSSP, TPG’s investment business includes discrete investment platforms focused on a range of alternative investment products, including TPG Capital, which is TPG’s flagship large capitalization private equity business and focuses on global investments across all major industry sectors; TPG Growth, which invests in small- and middle-market growth equity and corporate opportunities in all major industry sectors in

## [Table of Contents](#)

North America and in other developed and emerging markets; TPG Biotechnology Partners, which invests in early- and late-stage venture capital opportunities in the biotechnology and related life sciences industries; and TPG Real Estate, which is the real estate platform of TPG. TPG has extensive experience with global public and private investments executed through leveraged buyouts, recapitalizations, spinouts, growth investments, joint ventures and restructurings, and has a team of over 400 professionals.

Our Adviser consults with TSSP and TPG in connection with a substantial number of our investments. The TSSP and TPG platforms provide us with a breadth of large and scalable investment resources. We believe we benefit from their market expertise, insights into sector and macroeconomic trends and intensive due diligence capabilities, which help us discern market conditions that vary across industries and credit cycles, identify favorable investment opportunities and manage our portfolio of investments.

Under the terms of the Investment Advisory Agreement, the Adviser's services are not exclusive, and the Adviser is free to furnish similar or other services to others, so long as its services to us are not impaired. Under the terms of the Investment Advisory Agreement, we will pay the Adviser the Management Fee and may also pay Incentive Fees.

### ***Our Administrator***

On March 15, 2011, we entered into the Administration Agreement with our Adviser. Under the terms of the Administration Agreement, the Adviser acts as our administrator, providing administrative services to us. These services include providing office space, equipment and office services, maintaining financial records, preparing reports to stockholders and reports filed with the SEC, and managing the payment of expenses and the performance of administrative and professional services rendered by others. Certain of these services are reimbursable to the Adviser under the terms of the Administration Agreement. See "Management and Other Agreements—Payment of Our Expenses." In addition, the Adviser is permitted to delegate its duties under the Administration Agreement to affiliates or third parties and we will pay or reimburse the Adviser expenses incurred by any such affiliates or third parties for work done on our behalf.

### **Market Opportunity**

Our investment objective is to generate current income by targeting investments with favorable risk-adjusted returns. We believe the middle-market lending environment provides opportunities for us to meet this objective as a result of a combination of the following factors:

*Limited availability of capital for middle-market companies.* We believe that certain structural changes in the market have reduced the amount of capital available to middle-market companies. In particular, we believe there are currently fewer providers of capital to middle-market companies. Traditional middle-market lenders, such as commercial and regional banks and commercial finance companies, have contracted their origination activities and are focusing on more liquid asset classes. At the same time, institutional investors have sought to invest in larger, more liquid offerings, limiting the ability of middle-market companies to raise debt capital through public capital markets. We believe the Basel III Accord and implementing regulations by the Federal Reserve, the Office of the Comptroller of the Currency and the FDIC will significantly increase capital and liquidity requirements for banks, decreasing their capacity to hold noninvestment grade leveraged loans on their balance sheets. Coupled with new risk retention requirements for collateralized loan vehicles, we believe these developments reduce the capacity of traditional lenders to serve this market segment and, as a result, increase the cost of borrowing for middle-market companies. Further, GE Capital, the largest non-bank lender in the U.S. middle market, recently announced its intention to sell nearly all of its assets. We believe that the exit of the largest middle market non-bank lender will likely create opportunities for the remaining non-bank lenders, including BDCs.

*Strong demand for debt capital.* We believe middle-market companies will continue to require access to debt capital to refinance existing debt, support growth and finance acquisitions. In addition, we believe the large

## [Table of Contents](#)

amount of uninvested capital held by funds of private equity firms, estimated by Preqin Ltd., an alternative assets industry data and research company, at \$1.24 trillion as of March 2015, will continue to drive deal activity. We expect that private equity firms will continue to pursue acquisitions and to seek to leverage their equity investments with secured loans provided by companies such as ours.

*Attractive investment dynamics.* An imbalance between the supply of, and demand for, middle-market debt capital creates attractive pricing dynamics. The directly negotiated nature of middle-market financings also generally provides more favorable terms to the lender, including stronger covenant and reporting packages, better call protection, and lender-protective change of control provisions. Additionally, we believe BDC managers' expertise in credit selection and ability to manage through credit cycles has generally resulted in BDCs experiencing lower loss rates than U.S. commercial banks through credit cycles. Further, we believe that historical middle-market default rates have been lower, and recovery rates have been higher, as compared to the larger market capitalization, broadly distributed market, leading to lower cumulative losses.

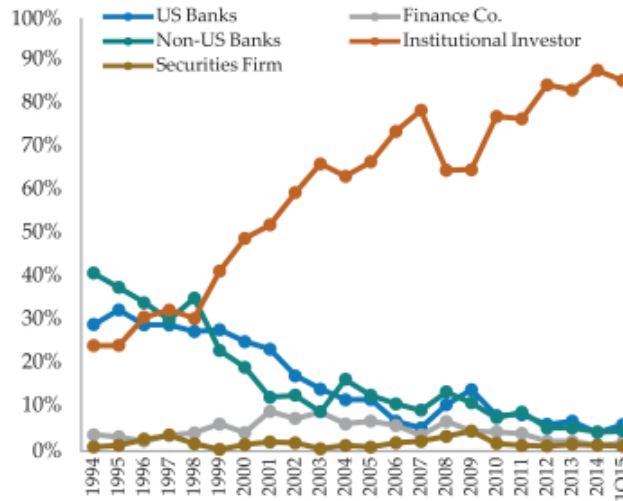
*Conservative capital structures.* Following the credit crisis, which we define broadly as occurring between mid-2007 and mid-2009, borrowers have generally been required to maintain more equity as a percentage of their total capitalization, specifically to protect lenders during periods of economic downturns. With more conservative capital structures, middle-market companies have exhibited higher levels of cash flows available to service their debt. In addition, middle-market companies often are characterized by simpler capital structures than larger borrowers, which facilitates a streamlined underwriting process and improves returns to lenders during a restructuring process.

*Specialized lending requirements.* Lending to middle-market companies requires specialized due diligence and underwriting capabilities, as well as extensive ongoing monitoring. Middle-market lending also is generally more labor-intensive than lending to larger companies due to smaller investment sizes and the lack of publicly available information on these companies. We believe the experience and resources of our Adviser, TSSP and TPG position us more strongly than many capital providers to lend to middle-market companies.

*Desirability of partnering with BDCs.* We believe middle-market companies see advantages in raising capital from BDCs. BDCs have the ability to offer attractive financing structures, including unitranche loans and "one-stop" financings and can provide a valuable combination of flexibility to develop loans that reflect each borrower's distinct situation, long-term relationship focus, and reliability as a potential source of future capital.

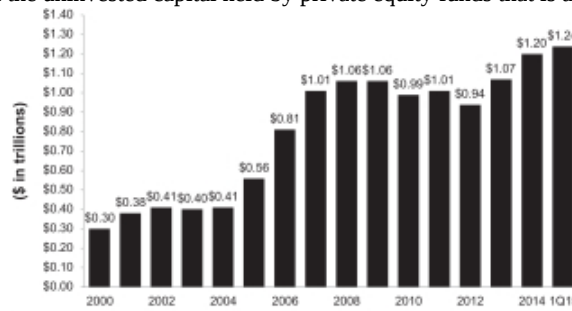
[Table of Contents](#)

Illustrative of the market opportunity for BDCs, the graph below demonstrates the decline in bank participation and increased prevalence of non-bank lenders in the leveraged loan market over the past two decades.



Source: Standard & Poor's Capital IQ, Leverage Commentary & Data 1Q15 Review.  
 Note: Excludes (c) and right agent commitments (including administrative, syndication and documentation agent as well as arranger); Excludes revolving credit-only asset-backed loans.

The graph below illustrates the increase in the uninvested capital held by private equity funds that is available to be invested.



Source: Preqin as of March 31, 2015

**Competitive Strengths and Core Competencies**

*Leading platform and access to proprietary deal flow.* The substantial majority of our investments are not intermediated and are originated without the assistance of investment banks or other traditional Wall Street sources. Our Adviser has a dedicated team of 19 investment professionals responsible for originating, underwriting, executing and managing the assets of our direct lending transactions. This team is responsible for sourcing and executing opportunities directly, while leveraging the resources and expertise of the TSSP and TPG platforms. Our Investment Team has over 160 years of collective experience as commercial dealmakers.

In addition to executing direct calling campaigns on companies based on the Adviser’s sector and macroeconomic views, our Investment Team also maintains direct contact with financial sponsors, banks, corporate advisory firms, industry consultants, attorneys, investment banks, “club” investors and other potential sources of lending opportunities. By sourcing through multiple channels, we believe we are able to generate

## [Table of Contents](#)

investment opportunities that have more attractive risk-adjusted return characteristics than by relying solely on origination flow from investment banks or other intermediaries.

In addition, our Adviser draws upon the resources of TSSP and TPG in underwriting transactions, performing due diligence, managing assets and optimizing our operations as a public company. Access to TSSP and TPG resources complements our Adviser's view of markets and provides insight into important cyclical patterns.

*Disciplined investment and underwriting process.* Through our Adviser, we seek to achieve the highest risk-adjusted returns available as opposed to the highest absolute return available. Our investment approach seeks to combine a rigorous analysis of macroeconomic and market factors with a deep understanding of individual companies and their assets, management and prospects. We believe four factors distinguish our investment approach:

- *Flexibility.* Our broad middle-market focus and our Adviser's integrated position within TSSP and TPG allow us to determine current market opportunities and identify relative value.
- *Risk pricing.* The risk profile of our portfolio evolves across credit cycles as credit tightens and loosens. During periods when risk premiums are tight and pricing alone may not reflect the possibility for volatility, we typically focus on investing at a senior position, in deals that permit us to control duration (that is, price sensitivity as a function of time and changes in interest rates, expressed as a number of years). Conversely, during periods when risk premiums are wide, we seek to capture an incremental risk premium by offering more junior instruments that have higher rates and longer durations.
- *Disciplined four-tiered investment framework.* Through our Adviser, we perform detailed company-specific analysis focusing on a four-tiered investment framework:
  - *Business and sector selection.* We focus on companies with enterprise value between \$50 million and \$1 billion. When reviewing potential investments, we seek to invest in businesses with high marginal cash flow, recurring revenue streams and where we believe credit quality will improve over time. We look for portfolio companies that we think have a sustainable competitive advantage in growing industries or distressed situations. We also seek companies where our investment will have a low loan-to-value ratio. We currently do not limit our focus to any specific industry and we may invest in larger or smaller companies.
  - *Investment structuring.* We focus on investing at the top of the capital structure and protecting that position. We carefully diligence and structure investments to include strong investor covenants. As a result, we structure investments with a view to creating opportunities for early intervention in the event of non-performance or stress. In addition, we seek to retain effective voting control in investments over the loans or particular class of securities in which we invest through maintaining affirmative voting positions or negotiating consent rights that allow us to retain a blocking position. We also aim for our loans to mature on a medium term, between two to six years after origination.
  - *Deal dynamics.* We focus on, among other deal dynamics, direct origination of investments, where we identify and lead the investment transaction. We seek transactions that are too small for the traditional high yield market. We look to invest in companies that value our commitment and ability to originate an investment that meets their goals and fits within their existing capital structure.
  - *Risk Mitigation.* We seek to mitigate non-credit-related risk on our returns in several ways, including call protection provisions to protect future payment income. In addition, most of our investments are floating rate in nature, which we believe helps act as a portfolio-wide hedge against inflation.

## [Table of Contents](#)

- *Robust and active investment management.* Our Adviser rigorously monitors the credit profile of portfolio investments, with the aim of proactively identifying sector and operational issues and carefully managing risks. The information gathered on market trends through this process also informs our underwriting for new loans.

We tailor investments rather than focusing only on driving investment volume. We closed less than 2% of approximately 3,900 investment opportunities our Investment Team reviewed since our inception through March 31, 2015.

*Carefully constructed, existing portfolio consisting of predominantly senior, floating rate loans across a broad range of industries and borrowers.* Since we began investing in 2011, we have invested approximately \$2.5 billion. As of March 31, 2015, we had a portfolio of investments in 35 portfolio companies totaling \$1,331.0 million that we believe exhibits strong credit quality and broad industry composition. As of March 31, 2015, approximately 96.5% of our debt investments bore interest at floating rates, subject to interest rate floors, and 90.1% of the fair value of our portfolio was invested in first-lien debt investments. We believe this portfolio will allow us to generate meaningful investment income, and consequently dividend income, for our stockholders.

*Experienced management team.* The eight managing directors of TSSP on the Adviser's team have deep experience identifying and executing transactions across a broad range of industries and types of financings. Over their careers, our team has developed unique relationships and access to proprietary sourcing and servicing channels. The team includes the founder of the Goldman Sachs Specialty Lending Group, Alan Waxman, who managed the group from its inception in 2003 through 2009, and other senior members, such as Joshua Easterly, who was Co-head from 2006 through 2010. The team also includes Michael Fishman, who as National Director of Loan Originations at Wells Fargo Capital Finance, oversaw primary and secondary lending, loan distribution and syndications, strategic transactions and new lending products from 2000 to 2011. Our Adviser's senior team also has experience managing us as a BDC since we began our investment activities in July 2011. We believe that the broad knowledge of this group from investing across asset classes through numerous credit cycles provides us with sound decision-making and invaluable insights into the investment process.

*Aligned investment professionals.* We believe our investment professionals are aligned with our investment objective. The compensation structure for our investment professionals is based on our returns, as opposed to transaction volume, which we believe fosters a focus on credit quality when originating investments.

### **Investment Criteria/Guidelines**

Our investment approach involves, among other things:

- an assessment of the markets, overall macroeconomic environment and how the assessment may impact industry and investment selection;
- substantial company-specific research and analysis; and,
- with respect to each individual company, an emphasis on capital preservation, low volatility and management of downside risk.

The foundation of our investment philosophy incorporates intensive analysis, a management discipline based on both market technicals and fundamental value-oriented research, and consideration of diversification within our portfolio. We follow a rigorous investment process based on:

- a comprehensive analysis of issuer creditworthiness, including a quantitative and qualitative assessment of the issuer's business;
- an evaluation of management and its economic incentives;
- an analysis of business strategy and industry trends; and

## [Table of Contents](#)

- an in-depth examination of a prospective portfolio company's capital structure, financial results and projections.

We seek to identify those companies exhibiting superior fundamental risk-reward profiles and strong defensible business franchises, while focusing on the absolute and relative value of the investment.

### **Investment Process Overview**

#### ***Origination and Sourcing***

The substantial majority of our investments are not intermediated and are originated without the assistance of investment banks or other traditional Wall Street sources. In addition to executing direct calling campaigns on companies based on the Adviser's sector and macroeconomic views, our Investment Team also maintains direct contact with financial sponsors, banks, corporate advisory firms, industry consultants, attorneys, investment banks, "club" investors and other potential sources of lending opportunities. The substantial majority of our deals are informed by our current sector views and are sourced directly by our Adviser through our network contacts. We also identify opportunities through our Adviser's relationships with TSSP and TPG.

#### ***Due Diligence Process***

The process through which an investment decision is made involves extensive research into the company, its industry, its growth prospects and its ability to withstand adverse conditions. If the management group responsible for the transaction determines that an investment opportunity should be pursued, we will engage in an intensive due diligence process. Though each transaction will involve a somewhat different approach, our diligence of each opportunity may include:

- understanding the purpose of the loan, the key personnel and variables, as well as the sources and uses of the proceeds;
- meeting the company's management, including top and middle-level executives, to get an insider's view of the business, and to probe for potential weaknesses in business prospects;
- checking management's backgrounds and references;
- performing a detailed review of historical financial performance, including performance through various economic cycles, and the quality of earnings;
- contacting customers and vendors to assess both business prospects and standard practices;
- conducting a competitive analysis, and comparing the company to its main competitors on an operating, financial, market share and valuation basis;
- researching the industry for historic growth trends and future prospects as well as to identify future exit alternatives;
- assessing asset value and the ability of physical infrastructure and information systems to handle anticipated growth;
- leveraging TSSP and TPG internal resources with institutional knowledge of the company's business; and
- investigating legal and regulatory risks and financial and accounting systems and practices.

#### ***Selective Investment Process***

After an investment has been identified and preliminary diligence has been completed, a credit research and analysis report is prepared. This report is reviewed by the senior investment professional in charge of the

## [Table of Contents](#)

potential investment. If these senior and other investment professionals are in favor of the potential investment, then a more extensive due diligence process is employed. Additional due diligence with respect to any investment may be conducted on our behalf by attorneys, independent accountants, and other third-party consultants and research firms prior to the closing of the investment, as appropriate, on a case-by-case basis.

### ***Issuance of Formal Commitment***

Approval of an origination requires the approval of the Investment Review Committee or, depending on the size and nature of the investment, a portion thereof. Once we have determined that a prospective portfolio company is suitable for investment, we work with the management or sponsor of that company and its other capital providers, including senior, junior and equity capital providers, if any, to finalize the structure and terms of the investment.

### ***Portfolio Monitoring***

The Adviser monitors our portfolio companies on an ongoing basis. The Adviser monitors the financial trends of each portfolio company to determine if it is meeting its business plans and to assess the appropriate course of action for each company.

The Adviser has a number of methods of evaluating and monitoring the performance and fair value of our investments, which may include the following:

- assessment of success of the portfolio company in adhering to its business plan and compliance with covenants;
- periodic and regular contact with portfolio company management and, if appropriate, the financial or strategic sponsor, to discuss financial position, requirements and accomplishments;
- comparisons to other companies in the industry;
- attendance at, and participation in, board meetings; and
- review of monthly and quarterly financial statements and financial projections for portfolio companies.

As part of the monitoring process, the Adviser regularly assesses the risk profile of each of our investments and, on a quarterly basis, grades each investment on a risk scale of 1 to 5. Risk assessment is not standardized in our industry and our risk assessment may not be comparable to ones used by our competitors. Our assessment is based on the following categories:

- An investment is rated 1 if, in the opinion of the Adviser, it is performing as agreed and there are no concerns about the portfolio company's performance or ability to meet covenant requirements. For these investments, the Adviser generally prepares monthly reports on loan performance and intensive quarterly asset reviews.
- An investment is rated 2 if it is performing as agreed, but, in the opinion of the Adviser, there may be concerns about the company's operating performance or trends in the industry. For these investments, in addition to monthly reports and quarterly asset reviews, the Adviser also researches any areas of concern with the objective of early intervention with the borrower.
- An investment will be assigned a rating of 3 if it is paying as agreed but a covenant violation is expected. For these investments, in addition to monthly reports and quarterly asset reviews, the Adviser also adds the company to its "watch list" and researches any areas of concern with the objective of early intervention with the borrower.
- An investment will be assigned a rating of 4 if a material covenant has been violated, but the company is making its scheduled payments. For these investments, the Adviser prepares a bi-monthly asset



## [Table of Contents](#)

review email and generally has monthly meetings with senior management. For investments where there have been material defaults, including bankruptcy filings, failures to achieve financial performance requirements or failure to maintain liquidity or loan-to-value requirements, the Adviser often will take immediate action to protect its position. These remedies may include negotiating for additional collateral, modifying loan terms or structure, or payment of amendment and waiver fees.

- A rating of 5 indicates an investment is in default on its interest or principal payments. For these investments, our Adviser reviews the loans on a bi-monthly basis and, where possible, pursues workouts that achieve an early resolution to avoid further deterioration. The Adviser retains legal counsel and takes actions to preserve our rights, which may include working with the borrower to have the default cured, to have the loan restructured or to have the loan repaid through a consensual workout.

For more information on the investment performance ratings of our portfolio, see “Management’s Discussion and Analysis of Financial Condition and Results of Operations—Key Components of Our Results of Operations—Portfolio and Investment Activity.”

### **Investment Review Committee**

The Adviser manages our portfolio under the general oversight of the Investment Review Committee. The Investment Review Committee includes certain individuals who are senior personnel of the Adviser and TSSP, as well as certain other persons appointed by the Adviser from time to time. Our Investment Team and the Investment Review Committee are supported by and have access to the investment professionals, analytical capabilities and support personnel of TPG. See “Management” and “Related-Party Transactions and Certain Relationships.”

### **Structure of Investments**

Since beginning our investment activities in July 2011, we have sought to generate current income primarily in U.S.-domiciled middle market companies through direct originations of senior secured loans and, to a lesser extent, originations of mezzanine loans and investments in corporate bonds and equity and other investments.

### **Debt Investments**

The terms of our debt investments are tailored to the facts and circumstances of each transaction and prospective portfolio company. We negotiate the structure of each investment to protect our rights and manage our risk while providing funding to help the portfolio company achieve its business plan. We invest in the following types of debt:

- *First-lien debt.* First-lien debt is typically senior on a lien basis to other liabilities in the issuer’s capital structure and has the benefit of a first-priority security interest in assets of the issuer. The security interest ranks above the security interest of any second-lien lenders in those assets. Our first-lien debt may include stand-alone first-lien loans, “last out” first-lien loans, “unitranche” loans and secured corporate bonds with similar features to these categories of first-lien loans.
  - *Stand-alone first-lien loans.* Stand-alone first-lien loans are traditional first-lien loans. All lenders in the facility have equal rights to the collateral that is subject to the first-priority security interest.
  - *“Last out” first-lien loans.* “Last out” first-lien loans have a secondary priority behind super-senior “first out” first-lien loans in the collateral securing the loans in certain circumstances. The arrangements for a “last out” first-lien loan are set forth in an “agreement among lenders,” which provides lenders with “first out” and “last out” payment streams based on a single lien on the collateral. Since the “first out” lenders generally have priority over the “last out” lenders for receiving payment under certain specified events of default, or upon the occurrence of other

## [Table of Contents](#)

triggering events under intercreditor agreements or agreements among lenders, the “last out” lenders bear a greater risk and, in exchange, receive a higher effective interest rate, through arrangements among the lenders, than the “first out” lenders or lenders in stand-alone first-lien loans. Agreements among lenders also typically provide greater voting rights to the “last out” lenders than the intercreditor agreements to which second-lien lenders often are subject.

- “*Unitranche*” loans. Unitranche loans combine features of first-lien, second-lien and mezzanine debt, generally in a first-lien position. In many cases, we may provide the borrower most, if not all, of the capital structure above the equity. The primary advantages to the borrower are the ability to negotiate the entire debt financing with one lender and the elimination of intercreditor issues.
- *Second-lien debt*. Our second-lien debt may include secured loans, and, to a lesser extent, secured corporate bonds, with a secondary priority behind first-lien debt. Second-lien debt typically is senior on a lien basis to other liabilities in the issuer’s capital structure and has the benefit of a security interest over assets of the issuer, though ranking junior to first-lien debt secured by those assets. First-lien lenders and second-lien lenders typically have separate liens on the collateral, and an intercreditor agreement provides the first-lien lenders with priority over the second-lien lenders’ liens on the collateral.
- “*Mezzanine*” debt. Structurally, mezzanine debt usually ranks subordinate in priority of payment to first-lien and second-lien debt, is often unsecured and may not have the benefit of financial covenants common in first-lien and second-lien debt. However, mezzanine debt ranks senior to common and preferred equity in an issuer’s capital structure. Mezzanine debt investments generally offer lenders fixed returns in the form of interest payments and will often provide lenders an opportunity to participate in the capital appreciation, if any, of an issuer through an equity interest. This equity interest typically takes the form of an equity co-investment or warrants. Due to its higher risk profile and often less restrictive covenants compared to senior secured loans, mezzanine debt generally bears a higher stated interest rate than first-lien and second-lien debt.

Our debt investments are typically structured with the maximum seniority and collateral that we can reasonably obtain while seeking to achieve our total return target. We seek to limit the downside potential of our investments by:

- requiring a total return on our investments (including both interest and potential equity appreciation) that compensates us for credit risk; and
- negotiating covenants in connection with our investments that afford our portfolio companies as much flexibility in managing their businesses as possible, consistent with preservation of our capital. Such restrictions may include affirmative covenants (including reporting requirements), negative covenants (including financial covenants), lien protection, change of control provisions and board rights, including either observation or rights to a seat on the board under some circumstances.

Among the types of first-lien debt in which we invest, we generally are able to obtain higher effective interest rates on our “last out” first-lien loans than on other types of first-lien loans, since our “last-out” first-lien loans generally are more junior in the capital structure. Within our portfolio, we aim to maintain the appropriate proportion among the various types of first-lien loans, as well as second-lien debt and mezzanine debt, which allows us to achieve our target returns while maintaining our targeted amount of credit risk.

### ***Equity and Other Investments***

Our loans may include an equity interest in the issuer, such as a warrant or profit participation right. In certain instances, we also will make direct equity investments, although those situations are generally limited to those cases where we are also making an investment in a more senior part of the capital structure of the issuer.

## Investments

As of March 31, 2015 and December 31, 2014, we had made investments with an aggregate fair value of \$1,331.0 million and \$1,263.5 million, respectively, in 35 and 34 portfolio companies, respectively. See “Portfolio Companies” for more information on these investments, including a list of companies and type and amount of investments.

Investments consisted of the following at March 31, 2015 and December 31, 2014:

(\$ in millions)	March 31, 2015		
	Amortized Cost <sup>(1)</sup>	Fair Value	Net Unrealized Gain (Loss)
First-lien debt investments	\$ 1,206.4	\$ 1,199.2	\$ (7.2)
Second-lien debt investments	104.7	103.2	(1.4)
Mezzanine debt investments	13.4	14.1	0.6
Equity and other investments	21.5	14.5	(7.0)
<b>Total Investments</b>	<u>\$ 1,346.0</u>	<u>\$ 1,331.0</u>	<u>\$ (15.0)</u>

(\$ in millions)	December 31, 2014		
	Amortized Cost <sup>(1)</sup>	Fair Value	Net Unrealized Gain (Loss)
First-lien debt investments	\$ 1,127.2	\$ 1,124.2	\$ (3.0)
Second-lien debt investments	111.1	111.4	0.3
Mezzanine debt investments	13.4	13.0	(0.4)
Equity and other investments	21.5	14.9	(6.6)
<b>Total Investments</b>	<u>\$ 1,273.2</u>	<u>\$ 1,263.5</u>	<u>\$ (9.7)</u>

- (1) Amortized cost represents the original cost adjusted for the amortization of discounts or premiums, as applicable, on debt investments using the effective interest method.

[Table of Contents](#)

The industry composition of investments at fair value at March 31, 2015 and December 31, 2014 was as follows:

	<u>March 31, 2015</u>	<u>December 31, 2014</u>
Automotive	2.5%	2.7%
Beverage, food, and tobacco	6.4%	6.8%
Business services	10.5%	10.0%
Chemicals	1.4%	1.5%
Communications	—	1.4%
Containers and packaging	—	3.2%
Education	2.1%	2.2%
Electronics	5.8%	6.2%
Financial services	10.3%	8.4%
Healthcare and pharmaceuticals	16.2%	17.3%
Hotel, gaming, and leisure	6.2%	5.9%
Human resource support services	4.1%	—
Insurance	7.6%	8.0%
Internet services	4.0%	3.2%
Manufacturing	1.7%	2.0%
Metals and mining	1.6%	1.7%
Office products	2.8%	2.8%
Oil, gas and consumable fuels	8.1%	8.2%
Other	0.4%	0.4%
Retail	3.1%	3.3%
Transportation	5.2%	4.8%
<b>Total</b>	<u>100.0%</u>	<u>100.0%</u>

- (1) We classify the industries of our portfolio companies by end-market (such as healthcare and pharmaceuticals, and business services) and not by the product or services (such as software) directed to those end-markets.

The geographic composition of investments at fair value at March 31, 2015 and December 31, 2014 was as follows:

	<u>March 31, 2015</u>	<u>December 31, 2014</u>
United States		
Midwest	12.4%	13.1%
Northeast	21.6%	27.1%
South	23.8%	23.6%
West	29.0%	23.6%
Canada	2.2%	1.3%
Europe	11.0%	11.3%
<b>Total</b>	<u>100.0%</u>	<u>100.0%</u>

## [Table of Contents](#)

### Loan Commitments

As of March 31, 2015 and December 31, 2014, we had the following commitments to fund investments:

(\$ in millions)	March 31, 2015	December 31, 2014
Senior secured revolving loan commitments	\$ 25.7	\$ 34.2
Senior secured term loan commitments	8.7	13.8
<b>Total Portfolio Company Commitments</b>	<b>\$ 34.4</b>	<b>\$ 48.0</b>

### Managerial Assistance

As a BDC, we must offer significant managerial assistance to our portfolio companies. This assistance can involve monitoring the operations of our portfolio companies, participating in board and management meetings, consulting with and advising officers of portfolio companies and providing other organizational and financial guidance. We may receive fees for these services and reimburse the Adviser for its allocated costs in providing this assistance, subject to the review and approval by our Board, including our Independent Directors. See “Regulation.”

### Competition

We compete for investments with a number of BDCs and other investment funds (including private equity funds and venture capital funds), special purpose acquisition company sponsors, investment banks with underwriting activities, hedge funds that invest in private investments in public equities, traditional financial services companies such as commercial banks, and other sources of financing. Many of these entities have greater financial and managerial resources than we do. In addition, many of our competitors are not subject to the regulatory restrictions that the 1940 Act imposes on us as a BDC. For additional information concerning the competitive risks we expect to face, see “Risk Factors—Risks Related to Our Business and Structure—We operate in a highly competitive market for investment opportunities.”

### Administration

Each of our executive officers is an employee of our Adviser or its affiliates. We do not currently have any employees and do not expect to have any employees. Individuals who are employees of our Adviser or its affiliates provide services necessary for our business under the terms of the Investment Advisory Agreement and the Administration Agreement. Our day-to-day investment operations are managed by our Adviser and the services necessary for the origination and administration of our investment portfolio are provided by investment professionals employed by our Adviser or its affiliates. Our Investment Team focuses on origination and transaction development and the ongoing monitoring of our investments. In addition, we reimburse the Adviser for the allocable portion of the compensation paid by the Adviser or its affiliates to our Chief Compliance Officer, Chief Financial Officer, and other professionals who spend time on those related activities (based on the percentage of time those individuals devote, on an estimated basis, to our business and affairs).

### Properties

We maintain our principal executive office at 301 Commerce Street, Suite 3300, Fort Worth, TX 76102. We do not own any real estate.

### Legal Proceedings

From time to time, we may be a party to certain legal proceedings in the ordinary course of business, including proceedings relating to the enforcement of our rights under loans to or other contracts with our portfolio companies. We and the Adviser are not currently subject to any material legal proceedings, and, to our knowledge, no material legal proceeding is threatened against us.

## PORTFOLIO COMPANIES

The table set forth below contains certain information as of March 31, 2015 for each portfolio company in which we had an investment. Other than these investments, our only formal relationships with our portfolio companies are the managerial assistance that we may provide upon request and any board observer or participation rights we may receive in connection with our investment. In this table, we have further specified our descriptions of certain investments to indicate whether they are first-lien or second-lien. We either originated or purchased in the secondary market the loans and securities in our current portfolio.

Company <sup>(1)</sup>	Investment (Par amounts in thousands)	Interest	Initial Acquisition Date	Amortized Cost <sup>(2)</sup> (\$ amounts in thousands)	Fair Value (\$ amounts in thousands)	Percentage of Net Assets
<b>Debt Investments</b>						
<b>Automotive</b>						
Heartland Automotive Holdings, LLC <sup>(3)</sup> <sup>(4)</sup>	First-lien loan (\$32,826 par, due 6/2017)	9.75%	8/28/2012	\$ 32,383	\$ 29,872	3.5%
	First-lien revolving loan (\$4,278 par, due 6/2017)	10.75%	8/28/2012	4,207	3,778	0.4%
				<u>36,590</u>	<u>33,650</u>	<u>3.9%</u>
<b>Beverage, food and tobacco</b>						
AFS Technologies, Inc. <sup>(3)(4)(6)</sup>	First-lien loan (\$64,098 par, due 3/2020)	6.25%	3/3/2014	62,856	62,816	7.5%
Great Atlantic & Pacific Tea Co. Inc. <sup>(3)</sup> <sup>(4)</sup>	First-lien loan (\$22,574 par, due 9/2019)	9.85%	9/17/2014	22,231	22,405	2.7%
				<u>85,087</u>	<u>85,221</u>	<u>10.2%</u>
<b>Business services</b>						
Actian Corporation <sup>(3)(4)(6)</sup>	First-lien loan (\$62,915 par, due 4/2018)	7.50%	4/11/2013	61,394	63,387	7.5%
Leaf US Holdings, Inc. <sup>(3)(4)(5)</sup>	First-lien loan (\$29,376 par, due 6/2019)	7.50%	6/30/2014	28,793	28,984	3.4%
Network Merchants, Inc. <sup>(3)(4)</sup>	First-lien loan (\$29,659 par, due 9/2018)	8.75%	9/12/2013	29,230	29,582	3.5%
ScentAir Technologies, Inc. <sup>(3)(4)</sup>	First-lien loan (\$17,143 par, due 12/2019)	7.50%	12/30/2014	16,737	16,862	2.0%
				<u>136,154</u>	<u>138,815</u>	<u>16.4%</u>
<b>Chemicals</b>						
Vertellus Specialties, Inc. <sup>(3)(4)</sup>	First-lien loan (\$19,900 par, due 10/2019)	10.50%	10/31/2014	19,246	17,562	2.1%

[Table of Contents](#)

Company(1)	Investment (Par amounts in thousands)	Interest	Initial Acquisition Date	Amortized Cost(2) (\$ amounts in thousands)	Fair Value (\$ amounts in thousands)	Percentage of Net Assets
<b>Education</b>						
Campus Management, Inc.(3)(4)(6)	First-lien loan (\$27,590 par, due 9/2018)	8.75%	9/30/2013	\$ 27,080	\$ 27,590	3.3%
<b>Electronics</b>						
MyAlarm Center, LLC(3)(4)	First-lien loan (\$63,859 par, due 1/2018)	8.50%	1/9/2014	63,074	63,375	7.5%
MyAlarm Center, LLC		16.25%				
	Mezzanine loan (\$4,887 par, due 7/2018)	(incl. 4.25% PIK)	1/9/2014	4,851	4,862	0.6%
APX Group Inc.	Senior notes 8.75% (\$10,000 par, due 12/2020)	8.75%	12/11/2014	8,608	9,225	1.1%
				<u>76,533</u>	<u>77,462</u>	<u>9.2%</u>
<b>Financial services</b>						
Embarcadero Technologies, Inc.(3)(4)(6)	First-lien loan (\$39,684 par, due 12/2017)	8.00%	12/28/2012	39,082	40,080	4.8%
PayLease, LLC(3)	First-lien loan (\$33,000 par, due 3/2020)	10.00% (incl. 2.50% PIK)	3/6/2015	32,247	32,240	3.8%
Rogue Wave Holdings, Inc.(3)(4)(6)	First-lien loan (\$65,628 par, due 12/2018)	7.50%	11/21/2012	64,573	64,972	7.7%
				<u>135,902</u>	<u>137,292</u>	<u>16.3%</u>

## Table of Contents

Company <sup>(1)</sup>	Investment (Par amounts in thousands)	Interest	Initial Acquisition Date	Amortized Cost <sup>(2)</sup> (\$ amounts in thousands)	Fair Value (\$ amounts in thousands)	Percentage of Net Assets
<b>Healthcare and pharmaceuticals</b>						
Aesynt Incorporated <sup>(3)(4)(6)</sup>	First-lien loan (\$34,344 par, due 5/2019)	7.00%	5/8/2014	\$ 33,542	\$ 33,485	4.0%
Global Healthcare Exchange, Inc. <sup>(3)(4)</sup>	First-lien loan (\$46,134 par, due 3/2020)	8.50%	3/11/2014	45,076	45,272	5.4%
Helix Health, Ltd. <sup>(3)(5)</sup>	First-lien loan (EUR 28,224 par, due 9/2019)	11.50% (incl. 3.00% PIK)	9/30/2014	34,051	29,252	3.5%
	First-lien revolving loan (EUR 300 par, due 9/2019)	11.50%	9/30/2014	242	228	0.0%
Mediware Information Systems, Inc. <sup>(3)(4)(6)</sup>	First-lien loan (\$68,948 par, due 5/2018)	7.00%	11/9/2012	67,846	69,637	8.3%
SRS Software, LLC <sup>(3)(4)</sup>	First-lien loan (\$33,281 par, due 12/2017)	8.75%	12/28/2012	32,771	33,448	4.0%
	First-lien revolving loan (\$2,000 par, due 12/2017)	8.75%	12/28/2012	1,938	2,010	0.2%
				<u>215,466</u>	<u>213,332</u>	<u>25.4%</u>
<b>Hotel, gaming, and leisure</b>						
Centaur, LLC <sup>(3)(4)</sup>	Second-lien loan (\$10,000 par, due 2/2020)	8.75%	2/15/2013	9,934	10,075	1.2%
IRG Sports & Entertainment, LLC <sup>(3)(4)</sup>	First-lien loan (\$44,201 par, due 9/2019)	12.00% (incl. 5.00% PIK)	9/30/2014	41,720	40,444	4.8%
Soho House <sup>(5)</sup>	Second-lien bond (GBP 20,375 par, due 10/2018)	9.13%	9/20/2013	33,252	31,759	3.8%
				<u>84,906</u>	<u>82,278</u>	<u>9.8%</u>
<b>Human Resource Support Services</b>						
Saba Software, Inc. <sup>(3)(6)</sup>	First-lien loan (\$55,000 par, due 3/2021)	9.75%	3/30/2015	54,354	54,175	6.4%



## Table of Contents

Company(1)	Investment (Par amounts in thousands)	Interest	Initial Acquisition Date	Amortized Cost(2) (\$ amounts in thousands)	Fair Value (\$ amounts in thousands)	Percentage of Net Assets
<b>Insurance</b>						
Infogix, Inc.(3)(4)	First-lien loan (\$34,950 par, due 6/2017)	10.00%	6/1/2012	\$ 34,588	\$ 34,775	4.1%
	First-lien revolving loan (\$2,202 par, due 6/2017)	11.00%	6/1/2012	2,159	2,177	0.3%
Insurity, Inc.(3)(4)(6)	First-lien loan (\$64,838 par, due 10/2020)	7.50%	10/31/2014	64,222	64,189	7.6%
				<u>100,969</u>	<u>101,141</u>	<u>12.0%</u>
<b>Internet Services</b>						
Highwinds Capital, Inc.(3)(4)	First-lien loan (\$54,038 par, due 7/2018)	9.00%	3/7/2014	53,332	53,468	6.4%
<b>Manufacturing</b>						
Jeeves Information Systems AB(3)(5)(6)	First-lien loan (SEK 200,499 par, due 3/2019)	8.75%	6/5/2013	30,495	23,074	2.7%
<b>Metals and mining</b>						
Metalico, Inc.(3)(4)(6)	First-lien loan (\$19,773 par, due 11/2019)	10.50%	11/21/2013	17,604	21,009	2.5%
<b>Office products</b>						
Ecommerce Industries, Inc.(3)(4)(6)	First-lien loan (\$37,358 par, due 3/2019)	7.25%	3/11/2014	37,074	37,122	4.4%
<b>Oil, gas and consumable fuels</b>						
Milagro Exploration, LLC(3)(4)	First-lien loan (\$62,464 par, due 9/2017)	9.50%	9/4/2014	61,802	61,993	7.4%
Mississippi Resources, LLC(3)(4)(8)	First-lien loan (\$42,568 par, due 6/2018)	13.00% (incl. 1.50% PIK)	6/4/2014	41,835	40,865	4.9%
				<u>103,637</u>	<u>102,858</u>	<u>12.3%</u>
<b>Retail</b>						
Toys 'R' Us-Delaware, Inc.(3)(4)	First-lien loan (\$42,000 par, due 10/2019)	8.25%	10/10/2014	41,179	41,685	5.0%

[Table of Contents](#)

Company <sup>(1)</sup>	Investment (Par amounts in thousands)	Interest	Initial Acquisition Date	Amortized Cost <sup>(2)</sup> (\$ amounts in thousands)	Fair Value (\$ amounts in thousands)	Percentage of Net Assets
<b>Transportation</b>						
Carrix, Inc. <sup>(3)</sup>	First-lien loan (\$8,000 par, due 1/2019)	4.50%	3/17/2015	\$ 7,440	\$ 7,387	0.9%
Kewill, Ltd. <sup>(3)(5)</sup>	Second-lien loan (\$62,500 par, due 10/2019)	9.50%	10/2/2013	61,473	61,406	7.3%
<b>Total Debt Investments</b>				<u>1,324,521</u>	<u>1,316,527</u>	<u>156.5%</u>
<b>Equity and Other Investments Business services</b>						
Network Merchants, Inc	Non-Voting Preferred Units (774,099 units)		9/12/2013	780	942	0.1%
<b>Healthcare and pharmaceuticals</b>						
Global Healthcare Exchange, LLC	Common Shares Class A (598 shares)		3/11/2014	467	515	0.1%
	Common Shares Class B (196 shares)		3/11/2014	137	151	0.0%
Helix Health, Ltd. <sup>(5)</sup>	Warrants		9/30/2014	877	745	0.1%
SRS Parent Corp.	Common Shares Class A (1,980 shares)		12/28/2012	1,980	1,134	0.1%
	Common Shares Class B (2,953,020 shares)		12/28/2012	20	11	0.0%
				<u>3,481</u>	<u>2,556</u>	<u>0.3%</u>
<b>Hotel, gaming, and leisure</b>						
IRG Sports & Entertainment, LLC	Warrants		9/30/2014	1,494	762	0.1%
<b>Metals and mining</b>						
Metalico, Inc.	Warrants		11/21/2013	1,343	149	0.0%
<b>Oil, gas and consumable fuels</b>						
Mississippi Resources, LLC <sup>(8)</sup>	Class A Member Units (933 units)		6/4/2014	8,874	4,505	0.5%
<b>Other</b>						
Symphony <sup>(5)(7)</sup>	Structured Product	5.98%	11/17/2014	5,544	5,552	0.7%
<b>Total Equity and Other Investments</b>				<u>21,516</u>	<u>14,466</u>	<u>1.7%</u>
<b>Total Investments</b>				<u>\$ 1,346,037</u>	<u>\$ 1,330,993</u>	<u>158.2%</u>

## [Table of Contents](#)

- (1) Unless otherwise indicated, our portfolio companies are domiciled in the United States. Certain portfolio company investments are subject to contractual restrictions on sales.
- (2) The amortized cost represents the original cost adjusted for the amortization of discounts and premiums, as applicable, on debt investments using the effective interest method.
- (3) Loan contains a variable rate structure, subject to an interest rate floor. Variable rate loans bear interest at a rate that may be determined by reference to either LIBOR (which can include one-, two-, three- or six-month LIBOR) or an alternate base rate (which can include the Federal Funds Effective Rate or the Prime Rate), at the borrower's option, which reset periodically based on the terms of the loan agreement. For each such loan, we have provided the interest rate in effect on the date presented.
- (4) The investment, or a portion thereof, is held within TPG SL SPV, LLC, our wholly owned subsidiary, and is pledged as collateral supporting the amounts outstanding under the SPV Asset Facility. See Note 7 to our unaudited interim consolidated financial statements.
- (5) This portfolio company is a non-U.S. corporation and, as a result, is not a qualifying asset under Section 55(a) of the 1940 Act. Under the 1940 Act, we may not acquire any non-qualifying asset unless, at the time such acquisition is made, qualifying assets represent at least 70% of total assets.
- (6) In addition to the interest earned based on the stated interest rate of this loan, which is the amount reflected in this schedule, we may be entitled to receive additional interest as a result of our arrangement with other lenders in the syndication.
- (7) Contains a variable rate structure. Bears interest at a rate determined by three-month LIBOR.
- (8) Under the 1940 Act, we are deemed to be both an "Affiliated Person" of and "Control," as such terms are defined in the 1940 Act, this portfolio company, as we own more than 25% of the portfolio company's outstanding voting securities or have the power to exercise control over management or policies of such portfolio company (including through a management agreement). Transactions during the three months ended March 31, 2015 in which the issuer was an Affiliated Person of and was deemed to Control a portfolio company are as follows:

<u>Company</u>	<u>Fair Value at December 31, 2014</u>	<u>Gross Additions (a)</u>	<u>Gross Reductions (b)</u>	<u>Net Unrealized Gain/(Loss)</u>	<u>Realized Gain/ (Losses)</u>	<u>Fair Value at March 31, 2015</u>	<u>Other Income</u>	<u>Interest Income</u>
Mississippi Resources, LLC	\$ 41,636	\$ 3,220	\$ (91)	\$ 605	\$ —	\$ 45,370	\$ 57	\$ 1,417
<b>Total</b>	<b>\$ 41,636</b>	<b>\$ 3,220</b>	<b>\$ (91)</b>	<b>\$ 605</b>	<b>\$ —</b>	<b>\$ 45,370</b>	<b>\$ 57</b>	<b>\$ 1,417</b>

- (a) Gross additions include increases in the cost basis of investments resulting from new investments, payment-in-kind interest or dividends, the amortization of any unearned income or discounts on debt investments, as applicable.
- (b) Gross reductions include decreases in the cost basis of investments resulting from principal collections related to investment repayments or sales, and the amortization of any discounts on debt investments, as applicable.

## MANAGEMENT

Our business and affairs are managed under the direction of our Board. Our Board consists of five members, three of whom are not “interested persons” of us, our Adviser or our or its respective affiliates as defined in Section 2(a)(19) of the 1940 Act and who are considered to be independent under the applicable NYSE listing standards. We refer to these individuals as our Independent Directors. Our Board elects our officers and our officers serve until their resignation or termination or until their successors are duly elected and qualified. The responsibilities of our Board include, among other things, oversight of our investment activities, quarterly valuation of our assets, oversight of our financing arrangements and corporate governance activities. Our Board has an audit committee, a compensation committee and a nominating and corporate governance committee and may establish additional committees from time to time as necessary.

Pursuant to our certificate of incorporation and bylaws, our Board consists of five members. The Board is divided into three classes, with the members of each class each serving staggered, three-year terms. The terms of our Class I directors will expire at the 2015 annual meeting of stockholders; the term of our Class II director will expire at the 2016 annual meeting of stockholders; and the terms of our Class III directors will expire at the 2017 annual meeting of stockholders.

Messrs. Higginbotham and Tanemura serve as Class I directors (with a term expiring in 2018). Mr. Ross serves as a Class II director (with a term expiring in 2016). Messrs. Easterly and Fishman serve as Class III directors (with a term expiring in 2017).

### Biographical Information

Set forth below are brief biographies of the members of the Board. Also included below following each biography is a brief discussion of the specific experience, qualifications, attributes or skills that led our Board to conclude that the applicable director should serve on our Board at this time. In addition, set forth further below is a biography of each of our executive officers who is not a director.

<u>Name</u>	<u>Age</u>	<u>Position</u>	<u>Expiration of Term</u>	<u>Director Since</u>
<i>Independent Directors</i>				
Richard Higginbotham	67	Director	2018	2011
Ronald Tanemura	52	Director	2018	2011
John Ross	70	Director	2016	2011
<i>Interested Directors</i>				
Joshua Easterly	39	Chairman, Director and Co-Chief Executive Officer	2017	2011
Michael Fishman	52	Director and Co-Chief Executive Officer	2017	2011

### Independent Directors

**Richard Higginbotham** was elected a director of TSLX in March 2011. From 2010 to 2013, he was a director of Healthcare Finance Group LLC. Between 2008 and 2010, Mr. Higginbotham was a director and then chairman of Tygris Commercial Finance Group, Inc., a TPG portfolio company, where he also served on the risk committee. From 2004 to 2005, Mr. Higginbotham was the President of Asset Based Lending and Leasing at Bank of America. Prior to that, he worked for 35 years, including in various senior executive positions, at Fleet Bank, Fleet Financial Group, Inc. and FleetBoston Financial, Inc. Mr. Higginbotham holds a B.A. in Political Science from Brown University. Mr. Higginbotham’s depth of experience in senior executive positions in the financial sector provides the Board with valuable experience, insight and perspective in the credit sector.

## [Table of Contents](#)

**Ronald Tanemura** was elected a director of TSLX in March 2011. Since 2012, Mr. Tanemura has served as a director of post-reorganization Lehman Brothers Holdings Inc. in New York. Also, since November 2012, he has served as a non-executive director of ICE Clear Credit in Chicago and, since 2009, he has served as a non-executive director of ICE Clear Europe in London, both wholly owned subsidiaries of IntercontinentalExchange, Inc. Prior to that, Mr. Tanemura was an Advisory Director and Partner at Goldman, Sachs & Co. from 2000 to 2006 where he was the Global Co-Head of Credit Derivatives and a member of the Fixed Income, Currency and Commodities Risk Committee and Firmwide Credit Policy Committee. In addition, Mr. Tanemura has led a variety of fixed income businesses, working at Deutsche Bank from 1996 to 2000 and at Salomon Brothers from 1985 to 1996. Mr. Tanemura holds an A.B. in Computer Science from the University of California, Berkeley. Mr. Tanemura's extensive experience in the financial markets provides the Board with valuable industry-specific knowledge.

**John Ross** was elected a director of TSLX in March 2011. From 2003 to 2011, Mr. Ross was a director and member of the board risk management committee of DBS Bank Ltd., Singapore, as well as Chairman of its Nominating Committee between 2008 and 2011. In addition, between 2009 and 2011, he was Non-Executive Chairman of DBS Bank China Ltd., a wholly owned subsidiary of DBS Bank Ltd. where he also served as Chairman of its Audit Committee from 2009 to 2010. From 1992 to 2002, Mr. Ross worked at Deutsche Bank Group, where he served as Corporate Chief Operating Officer from 2001 to 2002. Mr. Ross holds a B.A. in American History from Hobart & William Smith Colleges and an M.B.A. from The Wharton School of the University of Pennsylvania. Mr. Ross's experience serving as a director of a regulated bank, as well as his past experience as a chief operating officer, provides the Board and, specifically, the Audit Committee, which he chairs, with valuable knowledge and insight in the financial services sector, as well as experience in financial and accounting matters.

### **Interested Directors**

**Joshua Easterly** was appointed Co-Chief Executive Officer in December 2013 and elected a director and Chairman of TSLX in March 2011. Mr. Easterly is a TPG and TSSP Partner and the Co-Chief Investment Officer of the Adviser. Between 2008 and 2010, he was a Managing Director at Goldman, Sachs & Co. in the Americas Special Situations Group, which invested Goldman's capital in both the public markets and private transactions in distressed and special situations. Between 2006 and 2008, he served as a Director, Management Committee Member and Co-Head of the Goldman Sachs Specialty Lending Group. Prior to joining Goldman, Sachs & Co. in March 2006, Mr. Easterly was Senior Vice President, Northeast Regional Originations Manager at Wells Fargo Capital Finance, or WFCF, formerly known as Wells Fargo Foothill and Foothill Capital Corporation, the \$8 billion commercial finance company of Wells Fargo and Company. Mr. Easterly graduated from California State University, Fresno with a Bachelor of Science degree in Business Administration, magna cum laude. Mr. Easterly's depth of experience investing in a variety of distressed and special situations transactions, as well as his extensive knowledge of the business and operations of TSSP, provides the Board with valuable insight and expertise.

**Michael Fishman** was appointed director and Chief Executive Officer of TSLX in April 2011 and became Co-Chief Executive Officer in December 2013. Mr. Fishman has been an executive in corporate lending for more than 20 years with senior management experience in credit, portfolio management and primary loan originations. Prior to joining TSLX, Mr. Fishman was the Executive Vice President and National Director of Loan Originations for WFCF, formerly known as Wells Fargo Foothill and Foothill Capital Corporation. In this role, Mr. Fishman sat on the senior investment committee and was responsible for primary and secondary lending, loan distribution and syndications, strategic transactions and new lending products. From 2000 to 2007, he built the team that grew WFCF's assets under management from approximately \$2 billion to over \$10 billion. Mr. Fishman has also contributed to various industry publications and panel discussions, and has sat on the board of the American Bankruptcy Institute. He holds a degree in Finance from Rochester Institute of Technology. Mr. Fishman's extensive experience in the credit markets provides the Board with valuable industry-specific knowledge.

## [Table of Contents](#)

### **Information Regarding Executive Officers Who Are Not Directors**

<b>Name</b>	<b>Age</b>	<b>Position</b>	<b>Officer Since</b>
Jennifer Gordon	40	Vice President and Chief Compliance Officer	2015
Alan Kirshenbaum	43	Chief Financial Officer	2011
Jennifer Mello	41	Vice President and Secretary	2013
Robert Ollwerther	58	Chief Operating Officer	2014
Steven Pluss	52	Vice President	2014
David Stiepleman	43	Vice President	2011
Alan Waxman	40	Vice President	2011

The address for each of our executive officers is c/o TPG Specialty Lending, 301 Commerce Street, Suite 3300, Fort Worth, TX 76102.

**Jennifer Gordon** is a Vice President and Chief Compliance Officer of TSLX. Since 2014, Ms. Gordon has been a Managing Director and the Chief Compliance Officer and Deputy Chief Operating Officer of TSSP. Prior to joining TSSP, from 2004 to 2014, she held various positions at Goldman, Sachs & Co., including most recently as Co-Head of Americas Securities Division Compliance. Ms. Gordon received her J.D. from Fordham University School of Law and B.A. from the University of Michigan.

**Alan Kirshenbaum** is Chief Financial Officer of TSLX. Prior to being named Chief Financial Officer, Mr. Kirshenbaum was a Vice President of the Company since 2011. From 2011 to 2013, Mr. Kirshenbaum was Chief Financial Officer and Executive Director of TSSP. From 2007 to 2011, Mr. Kirshenbaum was the Chief Financial Officer of Natsource, a private investment firm. Mr. Kirshenbaum was a Managing Director, Chief Operating Officer and Chief Financial Officer of MainStay Investments from 2006 to 2007. Mr. Kirshenbaum joined Bear Stearns Asset Management, or BSAM, in 1999 and was BSAM's Chief Financial Officer from 2003 to 2006. Prior to working at BSAM, Mr. Kirshenbaum worked in public accounting at KPMG from 1996 to 1999 and J.H. Cohn from 1994 to 1996. Mr. Kirshenbaum received a B.S. from Rutgers University and an M.B.A. from New York University's Stern School of Business.

**Jennifer Mello** is a Vice President and Secretary of TSLX. Previously, Ms. Mello also served as Chief Compliance Officer of TSLX. Since 2012, Ms. Mello has been the General Counsel and a Principal of TSSP and, prior to joining TSSP, she was Deputy General Counsel of TPG. Prior to joining TPG, she was a senior attorney at the law firm of Cleary Gottlieb Steen & Hamilton LLP. Ms. Mello received her J.D. from Northwestern University School of Law and her B.S. from the Edmund A. Walsh School of Foreign Service at Georgetown University.

**Robert Ollwerther** is Chief Operating Officer of TSLX. Since 2014, he has served as a Managing Director for TSSP. From 2013 to 2014, he was a senior advisor to TSSP. From 2008 to 2012, he was Chief Operating Officer of Avenue Capital Group, a global firm with over \$13 billion in assets under management. Prior to that, Mr. Ollwerther spent over 25 years at Merrill Lynch in various senior leadership roles, most recently as Managing Director and Chief Operating Officer of the Hedge Fund Management & Development Group. He is a Certified Public Accountant with a B.S. from Fairfield University and an M.B.A. from New York University's Stern School of Business.

**Steven Pluss** is a Vice President of TSLX. He is also a TPG and TSSP Partner and has been the Chief Financial Officer and Chief Risk Officer of TSSP since 2013. Prior to joining TSSP, Mr. Pluss was a Managing Director and co-head of the Goldman Sachs Specialty Lending Group at Goldman, Sachs & Co., where he worked from 2004 to 2013. From 1999 to 2004, Mr. Pluss was a Partner, Founder and Managing Member of RTV Ventures, a special situations lending joint venture with Goldman, Sachs & Co. Mr. Pluss received a B.B.A from Texas A&M University and an M.B.A from Southern Methodist University.

## [Table of Contents](#)

**David Stiepleman** is a Vice President of TSLX. He is also a TPG and TSSP Partner and has served as TSSP's Chief Operating Officer since 2010. From 2007 to 2010, Mr. Stiepleman was a Managing Director and the Deputy General Counsel of Fortress Investment Group LLC, where he was the lead lawyer responsible for that firm's new business initiatives. Prior to that, from 2003 to 2007, he was lead counsel to the Americas Special Situations Group and the Mortgages Department at Goldman, Sachs & Co. Mr. Stiepleman received a B.A. in French and Political Science from Amherst College and a J.D. from Columbia University.

**Alan Waxman** is a Vice President of TSLX. Mr. Waxman is a TPG Partner and is a member of the TPG's Executive Committee. He has been the Chief Investment Officer and TSSP Partner and Co-Chief Investment Officer of the Adviser from inception. Prior to joining TPG in 2009, Mr. Waxman was a Partner at Goldman, Sachs & Co. During his career at Goldman, Sachs & Co., he co-headed the Americas Special Situations Group, which invested Goldman's capital in both the public markets and private transactions in distressed and special situations. Mr. Waxman began his career at Goldman, Sachs & Co. in 1998. He holds a B.A. in International Relations from the University of Pennsylvania, where he currently serves on their board of the School of Arts and Sciences.

## **Our Board of Directors**

### ***Board Composition***

Pursuant to our certificate of incorporation and our bylaws, our Board consists of five members. Pursuant to our bylaws, the Board may increase or decrease the number of directors to no fewer than four and no greater than nine. The Board is divided into three classes, with the members of each class each serving staggered, three-year terms.

### ***Independent Directors***

Pursuant to our certificate of incorporation, a majority of the Board will at all times consist of directors who are not "interested persons" of us, of the Adviser, or of any of our or its respective affiliates, as defined in the 1940 Act. Under Section 303A.00 of the NYSE Listed Company Manual, a director of a BDC is considered to be independent if he or she is not an "interested person" of ours, as defined in Section 2(a)(19) of the 1940 Act.

Consistent with these considerations, after review of all relevant transactions and relationships between each director, or any of his or her family members, and us, the Adviser, or of any of our or its respective affiliates, the Board has determined that Messrs. Higginbotham, Ross and Tanemura qualify as Independent Directors. Each director who serves on the Audit Committee is an independent director under the applicable NYSE listing standards and for purposes of Rule 10A-3 under the Exchange Act. Each director who serves on the Compensation Committee and Nominating and Corporate Governance Committee is an independent director under the applicable NYSE listing standards.

### ***Interested Directors***

Messrs. Easterly and Fishman are considered "interested persons" (as defined in the 1940 Act) since both of them are employed by the Adviser. See "—Biographical Information—Interested Directors."

### ***Meetings and Attendance***

Our Board has met three times in 2015, four times in 2014 and acted on various occasions by written consent. No incumbent director attended fewer than 75% of the aggregate of the total number of meetings of the Board (held during the period for which he has been a director) and the total number of meetings held by all committees of the Board on which he served (during the periods that he served).

### ***Board Attendance at the Meeting***

Our policy is to encourage our directors to attend each annual meeting of stockholders; however, attendance is not required. Messrs. Easterly and Fishman attended last year's annual meeting of stockholders in person.

### ***Board Leadership Structure and Role in Risk Oversight***

Our Board monitors and performs an oversight role with respect to our business and affairs, including with respect to investment practices and performance, compliance with regulatory requirements and the services, expenses and performance of service providers to us. Among other things, our Board approves the appointment of our Adviser and our officers, reviews and monitors the services and activities performed by our investment adviser and our executive officers.

Our Board designates a chairman to preside over the meetings of the Board and to perform other duties as may be assigned to him by the Board. We do not have a fixed policy as to whether the chairman of the Board should be an Independent Director and believe that we should maintain the flexibility to select the chairman and reorganize the leadership structure, from time to time, based on the criteria that is in our best interests and the best interests of our stockholders at such times.

Presently, Mr. Easterly serves as the chairman of our Board. We believe that Mr. Easterly's familiarity with our investment platform and extensive knowledge of the financial services industry qualifies him to serve as the chairman of our Board.

Our Board does not currently have a designated lead Independent Director. We are aware of the potential conflicts that may arise when a non-Independent Director is chairman of the Board, but believe these potential conflicts are offset by our strong corporate governance practices. Our corporate governance practices include regular meetings of the Independent Directors in executive session without the presence of interested directors and management, as well as the establishment of a Nominating and Corporate Governance Committee, a Compensation Committee and an Audit Committee, each consisting solely of Independent Directors for the purposes of the NYSE corporate governance rules and, in the case of the Audit Committee, Rule 10A-3 under the Exchange Act. During executive sessions, the chairman of the Audit Committee or his designee acts as presiding director. In addition, our corporate governance practices include the appointment of our Chief Compliance Officer, with whom the Independent Directors meet in executive session without the presence of interested directors and other members of management for administering our compliance policies and procedures. While certain non-management members of our Board currently participate on the boards of directors of other companies, we do not view their participation as excessive or as interfering with their duties on our Board.

Our Board performs its risk oversight function primarily through its committees and monitoring by our Chief Compliance Officer in accordance with its compliance policies and procedures.

As described below in more detail under “—Board Committees—Audit Committee,” the Audit Committee assists the Board in fulfilling its risk oversight responsibilities. The Audit Committee's risk oversight responsibilities include overseeing our accounting and financial reporting processes, our systems of internal controls regarding finance and accounting, and audits of our financial statements. The Audit Committee also discusses with management our major financial risk exposures and the steps management has taken to monitor and control such exposures, including our risk assessment and risk management policies.

Our Board also performs its risk oversight responsibilities with the assistance of the Chief Compliance Officer. Our Chief Compliance Officer prepares a written report annually discussing the adequacy and effectiveness of our compliance policies and procedures. The Chief Compliance Officer's report, which is reviewed by the Board, addresses:

- the adequacy of our compliance policies and procedures and certain of our service providers since the last report;



## Table of Contents

- any material changes to these policies and procedures or recommended changes; and
- any compliance matter that has occurred about which the Board would reasonably need to know to oversee our compliance activities and risks.

In addition, the Chief Compliance Officer meets separately in executive session with the Independent Directors periodically, typically every quarter, but in no event less than once each year.

We believe that the Board's role in risk oversight is effective and appropriate given the extensive regulation to which we are already subject as a BDC. Specifically, as a BDC, we must comply with numerous regulatory requirements that control the levels of risk in its business and operations. The 1940 Act limits our ability to incur borrowings, issue debt securities or issue preferred stock unless after any borrowing or issuance the ratio of total assets (less total liabilities other than indebtedness) to total indebtedness plus preferred stock is at least 200%. In addition, we generally have to invest at least 70% of our total assets in "qualifying assets" and, subject to certain exceptions, we generally are not permitted to invest in any portfolio company in which our affiliates currently has an investment. In addition, we have elected to be treated as a RIC under Subchapter M of the Code. As a RIC, we must, among other things, meet certain source of income, asset diversification and distribution requirements.

Further, we believe that the Board's structure and practices enhance its risk oversight because our Independent Directors separately meet in executive sessions with the Chief Compliance Officer and independent registered public accounting firm without any conflict that could be perceived to discourage critical review.

We believe that the Board's role in risk oversight must be evaluated on a case-by-case basis and that its existing role in risk oversight is appropriate.

### ***Communications with Directors***

Our Board has established procedures whereby our stockholders and other interested parties may communicate with any member of our Board, the chairman of any of our Board committees or with our non-management directors as a group by mail addressed to the applicable directors or director group, in the care of the Chief Compliance Officer, Jennifer Gordon, TPG Specialty Lending, Inc., 301 Commerce Street, Suite 3300, Fort Worth, TX 76102. Such communications should specify the intended recipient or recipients. All such communications, other than unsolicited commercial solicitations, will be forwarded to the appropriate director, or directors, for review.

In addition, information on how to report issues related to financial statement disclosures, accounting, internal accounting controls or auditing matters to our Board or the non-management directors via email is available on our website at <http://www.tpgspecialtylending.com>.

### **Board Committees**

We currently have three standing committees: the Audit Committee, the Nominating and Corporate Governance Committee and the Compensation Committee.

#### ***Audit Committee***

The Audit Committee operates pursuant to the Audit Committee Charter. The Audit Committee Charter sets forth the responsibilities of the Audit Committee. The primary function of the Audit Committee is to serve as an independent and objective party to assist the Board in fulfilling its responsibilities for our accounting and reporting processes and the audits of its financial statements by overseeing and monitoring:

- the quality and integrity of our financial statements;
- the adequacy of our system of internal controls;

## Table of Contents

- the financial reporting process, including the valuation of investments, the review of the independence and performance of, as well as communicate openly with, our independent registered public accounting firm; and
- our compliance with legal and regulatory requirements.

Our Audit Committee has the sole authority to approve the engagement, and review the performance of, our independent registered public accounting firm.

Our Board has designated Mr. Ross as an “audit committee financial expert” pursuant to the provisions of Item 407(d)(5) of Regulation S-K, and, pursuant to the Audit Committee Charter, our Audit Committee consists solely of members who are independent directors for the purposes of the applicable NYSE corporate governance rules and Rule 10A-3 under the Exchange Act.

Messrs. Ross, Higginbotham and Tanemura are members of the Audit Committee and Mr. Ross serves as Chairman. The Audit Committee has met four times in 2015, held nine meetings in 2014 and acted on various occasions by written consent.

### ***Nominating and Corporate Governance Committee***

The Nominating and Corporate Governance Committee operates pursuant to the Nominating and Corporate Governance Committee Charter. The Nominating and Corporate Governance Committee Charter sets forth the responsibilities of the Nominating and Corporate Governance Committee. The Nominating and Corporate Governance Committee is responsible for:

- selecting, researching and nominating directors for election by our stockholders;
- selecting nominees to fill vacancies on the Board or a committee of the Board;
- developing and recommending to the Board a set of corporate governance principles; and
- overseeing the evaluation of the Board and our management.

The Nominating and Corporate Governance Committee considers nominees to the Board recommended by a stockholder, if that stockholder complies with the advance notice provisions of our bylaws, as described below.

The members of the Nominating and Corporate Governance Committee are Messrs. Ross, Higginbotham and Tanemura, each of whom is independent for purposes of the NYSE corporate governance rules. Mr. Higginbotham serves as Chairman. The Nominating and Corporate Governance Committee has held one meeting in 2015. The Nominating and Corporate Governance Committee was formed in connection with our IPO in March 2014 and did not hold a meeting in 2014.

### ***Compensation Committee***

The Compensation Committee operates pursuant to the Compensation Committee Charter. The Compensation Committee Charter sets forth the responsibilities of the Compensation Committee. The Compensation Committee is responsible for:

- reviewing and approving the reimbursement by us of compensation paid by the Adviser or its affiliates pursuant to the terms of the Investment Advisory Agreement and the Administration Agreement;
- overseeing and setting compensation for our directors; and
- along with the Board, approving or renewing the Investment Advisory Agreement and Administration Agreement.

See “—Compensation and Insider Participation—Compensation of Executive Officers.”

## [Table of Contents](#)

The members of the Compensation Committee are Messrs. Ross, Higginbotham and Tanemura, each of whom is independent for purposes of the NYSE corporate governance rules. Mr. Ross serves as Chairman. The Compensation Committee was formed in connection with our IPO in March 2014 and did not hold a meeting in 2014. The Compensation Committee will meet one time each year and at additional times as necessary to carry out its responsibilities.

### ***IPO Committee***

The IPO Committee, which was dissolved after our IPO, held one meeting in 2014. Messrs. Easterly, Fishman and Tanemura were members of the IPO Committee. Mr. Easterly served as Chairman.

### ***Committee Charters***

We maintain a corporate governance section on our website, which contains copies of the charters for the committees of our Board. The corporate governance section may be found at <http://www.tpgspecialtylending.com> in the “Investor Resources” section of our website. Information on our website is not incorporated into this prospectus. The corporate governance section contains the following documents, which are available in print to any stockholder who requests a copy in writing at 345 California Street, Suite 3300, San Francisco, CA 94104, Attention: TSLX Investor Relations, or by emailing us at [IRTSL@tpg.com](mailto:IRTSL@tpg.com):

- Audit Committee Charter
- Nominating and Corporate Governance Committee Charter
- Compensation Committee Charter

In addition, our Code of Business Conduct and Ethics and our Corporate Governance Guidelines may be found at <http://www.tpgspecialtylending.com> in the “Investor Resources” section of our website and are available in print to any stockholder who requests a copy in writing.

### ***Director Nominations***

Nomination for election as a director may be made by, or at the direction of, the Nominating and Corporate Governance Committee or by stockholders in compliance with the procedures set forth in our bylaws.

Our bylaws provide the procedures to be followed by a stockholder desiring to make a director nomination. For a stockholder to properly bring any item of business before a meeting of stockholders, including nominations to serve as a director, the stockholder must give timely notice thereof in writing to our Secretary in compliance with the requirements of our bylaws. Stockholder notices or nominations for director should be made in writing to the Secretary of the Company, Jennifer Mello, TPG Specialty Lending, Inc., 301 Commerce Street, Suite 3300, Fort Worth, TX 76102. Please refer to the text of our bylaws (including Article II, paragraph (K)), which are on file with the SEC.

In evaluating director nominees, the Nominating and Corporate Governance Committee considers, among others, the following factors:

- the appropriate size and composition of our Board;
- whether or not the person is an “interested person” of TSLX as defined in Section 2(a)(19) of the 1940 Act;
- the needs of TSLX with respect to the particular talents and experience of its directors;
- the knowledge, skills and experience of nominees in light of prevailing business conditions and the knowledge, skills and experience already possessed by other members of the Board;

## [Table of Contents](#)

- character and integrity;
- familiarity with national and international business matters;
- experience with accounting rules and practices;
- the desire to balance the considerable benefit of continuity with the periodic injection of the fresh perspective provided by new members; and
- any applicable laws, rules, regulations, and listing standards.

The Nominating and Corporate Governance Committee's goal is to assemble a board that brings to TSLX a variety of perspectives and skills derived from high-quality business and professional experience.

Other than the foregoing, there are no stated minimum criteria for director nominees, although the Nominating and Corporate Governance Committee may also consider other factors as they may deem are in the best interests of TSLX and its stockholders. The Board also believes it appropriate for certain key members of our management to participate as members of the Board.

The Nominating and Corporate Governance Committee identifies nominees by first evaluating the current members of the Board willing to continue in service. Current members of the Board with skills and experience that are relevant to our business and who are willing to continue in service are considered for re-nomination. If any member of the Board does not wish to continue in service or if the Nominating and Corporate Governance Committee decides not to re-nominate a member for re-election, the Nominating and Corporate Governance Committee identifies the desired skills and experience of a new nominee in light of the criteria above. The members of the Board are polled for suggestions as to individuals meeting the aforementioned criteria. Research may also be performed to identify qualified individuals. To date, we have not engaged third parties to identify or evaluate or assist in identifying potential nominees, although we reserve the right in the future to retain a third-party search firm, if necessary.

The Board has not adopted a formal policy with regard to the consideration of diversity in identifying director nominees. In determining whether to recommend a director nominee, the Nominating and Corporate Governance Committee considers and discusses diversity, among other factors, with a view toward the needs of the Board as a whole. The Board generally conceptualizes diversity expansively to include, without limitation, concepts such as race, gender, national origin, differences of viewpoint, professional experience, education, skill and other qualities that contribute to the Board when identifying and recommending director nominees. The Board believes that the inclusion of diversity as one of many factors considered in selecting director nominees is consistent with the Board's goal of creating a Board that best serves the needs of TSLX and the interests of our stockholders.

## **Compensation and Insider Participation**

### ***Compensation of Independent Directors***

We pay each Independent Director the following amounts for serving as a director:

- a \$100,000 annual retainer (which was \$75,000 prior to the IPO);
- \$2,500 for each meeting of the Board attended;
- \$1,000 for each committee meeting of ours attended; and
- an additional fee of \$7,500 per year for the chairman of the Audit Committee.

During the year ended December 31, 2014, we also reimbursed directors for certain out-of-pocket expenses each Independent Director incurred in connection with the fulfillment of his duties as an Independent Director.

## [Table of Contents](#)

The following table sets forth information concerning total compensation earned by or paid to each of our Independent Directors during the fiscal year ended December 31, 2014:

	<b>Fees Earned or Paid in Cash</b>	<b>Total</b>
Richard Higginbotham	\$ 112,750	\$ 112,750
John Ross	\$ 119,625	\$ 119,625
Ronald Tanemura	\$ 110,250	\$ 110,250

### ***Compensation of Executive Officers***

We do not currently have any employees and do not expect to have any employees. Services necessary for our business are provided by individuals who are employees of the Adviser or its affiliates or by subcontractors, pursuant to the terms of the Investment Advisory Agreement and the Administration Agreement. Each of our executive officers is an employee of the Adviser or its affiliates. Our day-to-day investment operations are managed by the Adviser. Most of the services necessary for the origination and administration of our investment portfolio are provided by investment professionals employed by the Adviser or its affiliates or by subcontractors.

None of our executive officers receives direct compensation from us. We reimburse the Adviser or its affiliates for an allocable portion of the compensation paid by the Adviser or its affiliates to our Chief Compliance Officer, Chief Financial Officer, and other professionals who spend time on such related activities (based on the percentage of time those individuals devote, on an estimated basis, to our business and affairs). Certain of our executive officers and other members of our investment team, through their ownership interest in or management positions with the Adviser or its affiliates, are entitled to a portion of any profits earned by the Adviser, which includes any fees payable to the Adviser under the terms of our Investment Advisory Agreement, less expenses incurred by the Adviser in performing its services under our Investment Advisory Agreement. The Adviser or its affiliates may pay additional salaries, bonuses, and individual performance awards or individual performance bonuses to our executive officers in addition to their ownership interest.

### **Our Investment Adviser and Administrator**

TSL Advisers, LLC is our external manager. Our Adviser is a Delaware limited liability company. Our Adviser acts as our investment adviser and administrator and is a registered investment adviser with the SEC under the Advisers Act.

Our Adviser sources and manages our portfolio through our Investment Team, a dedicated team of investment professionals predominately focused on us. Our Investment Team is led by our Chairman and Co-Chief Executive Officer and our Adviser's Co-Chief Investment Officer Joshua Easterly, our Co-Chief Executive Officer Michael Fishman and our Adviser's Co-Chief Investment Officer Alan Waxman, all of whom have substantial experience in credit origination, underwriting and asset management. Our investment decisions are made by our Investment Review Committee, which includes senior personnel of our Adviser and TSSP. The members of the Investment Review Committee are Joshua Easterly, Michael Fishman, Alan Waxman and David Stiepleman.

Our Adviser consults with TSSP and TPG in connection with a substantial number of our investments. The TSSP and TPG platforms provide us with a breadth of large and scalable investment resources. We believe we benefit from their market expertise, insights into sector and macroeconomic trends and intensive due diligence capabilities, which help us discern market conditions that vary across industries and credit cycles, identify favorable investment opportunities and manage our portfolio of investments. See "The Company—About TSLX—Our Investment Adviser" for a further description of TSSP and TPG.

The Adviser's address is 301 Commerce Street, Suite 3300, Fort Worth, TX 76102.

## MANAGEMENT AND OTHER AGREEMENTS

The following description is a summary of the material terms of the Investment Advisory Agreement, Administration Agreement and License Agreement. This summary is not necessarily complete, and we refer you to these agreements as filed as exhibits to our SEC filings for a more detailed description of the provisions summarized below.

### **Investment Advisory Agreement; Administration Agreement; License Agreement**

On April 15, 2011, we entered into the Investment Advisory Agreement with our Adviser. The Investment Advisory Agreement was subsequently amended on December 12, 2011.

Under the Investment Advisory Agreement, the Adviser:

- determines the composition of our portfolio, the nature and timing of the changes to our portfolio and the manner of implementing those changes;
- identifies, evaluates and negotiates the structure of the investments we make (including performing due diligence on our prospective portfolio companies);
- determines the assets we will originate, purchase, retain or sell;
- closes, monitors and administers the investments we make, including the exercise of any rights in our capacity as a lender or equity holder; and
- provides us other investment advisory, research and related services as we may, from time to time, reasonably require for the investment of our funds, including providing operating and managerial assistance to us and our portfolio companies, as required.

The Adviser's services under the Investment Advisory Agreement are not exclusive, and the Adviser is free to furnish similar or other services to others so long as its services to us are not impaired.

Under the terms of the Investment Advisory Agreement, we pay the Adviser the Management Fee and may also pay the Incentive Fees.

The Management Fee is calculated at an annual rate of 1.5% based on the average value of our gross assets calculated using the values at the end of the two most recently completed calendar quarters, adjusted for any share issuances or repurchases during the period. The Management Fee is payable quarterly in arrears and is prorated for any partial month or quarter.

For the year ended December 31, 2014, Management Fees were \$18.3 million, of which \$2.5 million were waived. For the three months ended March 31, 2015, Management Fees were \$5.0 million.

Until our IPO in March 2014, the Adviser had waived its right to receive the Management Fee in excess of the sum of (i) 0.25% of aggregate committed but undrawn capital and (ii) 0.75% of aggregate drawn capital (including capital drawn to pay our expenses) as determined as of the end of any calendar quarter. Any waived Management Fees were not subject to recoupment by the Adviser. Following the IPO, the Adviser has not waived its right to receive the full Management Fee and accordingly, we will be required to continue to pay the full amount of the Management Fee.

The Incentive Fee consists of two parts, as follows:

- (i) Through March 31, 2014, the quarter in which we completed our IPO, the first component, payable at the end of each quarter in arrears, equaled 100% of the pre-Incentive Fee net investment income in excess of a 1.5% quarterly "hurdle rate," the calculation of which is further explained below, until the Adviser had received 15% of the total pre-Incentive Fee net investment income for that quarter and, for

pre-Incentive Fee net investment income in excess of 1.76% quarterly, 15% of all remaining pre-Incentive Fee net investment income for that quarter. The 100% “catch-up” provision for pre-Incentive Fee net investment income in excess of the 1.5% “hurdle rate” is intended to provide the Adviser with an incentive fee of 15% on all pre-Incentive Fee net investment income when that amount equals 1.76% in a quarter (7.04% annualized), which was the rate at which catch-up was achieved. Once the “hurdle rate” was reached and catch-up was achieved, 15% of any pre-Incentive Fee net investment income in excess of 1.76% in any quarter was payable to the Adviser.

Beginning April 1, 2014, the first quarter after our IPO, the first component, payable at the end of each quarter in arrears, equals 100% of the pre-Incentive Fee net investment income in excess of a 1.5% quarterly “hurdle rate,” the calculation of which is further explained below, until the Adviser has received 17.5% of the total pre-Incentive Fee net investment income for that quarter and, for pre-Incentive Fee net investment income in excess of 1.82% quarterly, 17.5% of all remaining pre-Incentive Fee net investment income for that quarter. The 100% “catch-up” provision for pre-Incentive Fee net investment income in excess of the 1.5% “hurdle rate” is intended to provide the Adviser with an incentive fee of 17.5% on all pre-Incentive Fee net investment income when that amount equals 1.82% in a quarter (7.28% annualized), which is the rate at which catch-up is achieved. Once the “hurdle rate” is reached and catch-up is achieved, 17.5% of any pre-Incentive Fee net investment income in excess of 1.82% in any quarter is payable to the Adviser.

Pre-Incentive Fee net investment income means dividends (including reinvested dividends), interest and fee income accrued by us during the calendar quarter, minus our operating expenses for the quarter (including the Management Fee, expenses payable under the Administration Agreement to the Administrator, and any interest expense and dividends paid on any issued and outstanding preferred stock, but excluding the Incentive Fee). Pre-Incentive Fee net investment income includes, in the case of investments with a deferred interest feature (such as original issue discount, debt instruments with pay-in-kind interest and zero coupon securities), accrued income that we may not have received in cash. Pre-Incentive Fee net investment income does not include any realized capital gains, realized capital losses or unrealized capital appreciation or depreciation.

- (ii) The second component, payable at the end of each fiscal year in arrears, equaled 15% through March 31, 2014, and beginning April 1, 2014, equals a weighted percentage of cumulative realized capital gains from our inception to the end of that fiscal year, less cumulative realized capital losses and unrealized capital depreciation. We refer to this component of the Incentive Fee as the Capital Gains Fee. Each year, the fee paid for this component of the Incentive Fee is net of the aggregate amount of any previously paid Capital Gains Fee for prior periods. For capital gains that accrue following March 31, 2014, the Incentive Fee rate is 17.5%. We accrue, but do not pay, a Capital Gains Incentive Fee with respect to unrealized appreciation because a Capital Gains Incentive Fee would be owed to the Adviser if we were to sell the relevant investment and realize a capital gain. The weighted percentage is intended to ensure that for each fiscal year following the completion of the IPO, the portion of our realized capital gains that accrued prior to March 31, 2014 is subject to an Incentive Fee rate of 15% and the portion of our realized capital gains that accrued beginning April 1, 2014 is subject to an Incentive Fee rate of 17.5%.

To determine whether pre-Incentive Fee net investment income exceeds the hurdle rate, prior to the IPO, the pre-Incentive Fee net investment income was expressed as a rate of return on an average daily hurdle calculation value. The average daily hurdle calculation value, on any given day, equaled:

- our net assets as of the end of the calendar quarter immediately preceding the day; plus
- the aggregate amount of capital drawn from investors (or reinvested pursuant to our dividend reinvestment plan) from the beginning of the current quarter to the day; minus
- the aggregate amount of distributions (including share repurchases) made by us from the beginning of the current quarter to the day (but only to the extent the distributions were not declared and accounted for on our books and records in a previous quarter).

## [Table of Contents](#)

Following the IPO, for purposes of determining whether pre-Incentive Fee net investment income exceeds the hurdle rate, pre-Incentive Fee net investment income is expressed as a rate of return on the value of our net assets at the end of the immediately preceding calendar quarter.

Pre-Incentive Fee net investment income does not include any realized capital gains, realized capital losses or unrealized capital appreciation or depreciation. Because of the structure of the Incentive Fee, it is possible that we may pay an Incentive Fee in a quarter in which we incur a loss. For example, if we receive pre-Incentive Fee net investment income in excess of the quarterly minimum hurdle rate, we will pay the applicable Incentive Fee even if we have incurred a loss in that quarter due to realized and unrealized capital losses. In addition, because the quarterly minimum hurdle rate is calculated based on our net assets, decreases in our net assets due to realized or unrealized capital losses in any given quarter may increase the likelihood that the hurdle rate is reached and therefore the likelihood of us paying an Incentive Fee for that quarter. Our net investment income used to calculate this component of the Incentive Fee is also included in the amount of our gross assets used to calculate the Management Fee because gross assets are total assets (including cash received) before deducting liabilities (such as declared dividend payments).

We accrue the Incentive Fee taking into account unrealized gains and losses; however, Section 205(b)(3) of the Advisers Act, as amended, prohibits the Adviser from receiving the payment of fees until those gains are realized, if ever. There can be no assurance that such unrealized gains will be realized in the future. For the year ended December 31, 2014, Incentive Fees were \$17.8 million, comprised of fees related to pre-incentive fee net investment income of \$20.8 million offset by (\$2.9) million of incentive fees related to capital gains and losses attributable to unrealized losses on investments and realized losses on foreign exchange transactions. For the three months ended March 31, 2015, Incentive Fees were \$5.0 million, of which \$4.5 million were realized and payable to the Adviser.

On November 3, 2014, the Board renewed the Investment Advisory Agreement. Unless earlier terminated as described below, the Investment Advisory Agreement will remain in effect until November 3, 2015, and may be extended subject to required approvals. The Investment Advisory Agreement will automatically terminate in the event of an assignment and may be terminated by either party without penalty on 60 days' written notice to the other party.

The December 12, 2011 amendment to the Investment Advisory Agreement revised the base against which the 1.5% hurdle rate is measured when calculating the Adviser's entitlement to receive a portion of our pre-Incentive Fee net investment income in any given calendar quarter. The amendment applied retroactively to October 1, 2011. Since the completion of our IPO, the base against which the hurdle rate is calculated is determined as described above in this section.

Our Board monitors the mix and performance of our investments over time and seeks to satisfy itself that the Adviser is acting in our interests and that our fee structure appropriately incentivizes the Adviser to do so.

On March 15, 2011, we entered into the Administration Agreement with our Adviser. Under the terms of the Administration Agreement, the Adviser provides administrative services to us. These services include providing office space, equipment and office services, maintaining financial records, preparing reports to stockholders and reports filed with the SEC, and managing the payment of expenses and the performance of administrative and professional services rendered by others. Certain of these services are reimbursable to the Adviser under the terms of the Administration Agreement. See "—Payment of Our Expenses" below. In addition, the Adviser is permitted to delegate its duties under the Administration Agreement to affiliates or third parties and we pay or reimburse the Adviser expenses incurred by any such affiliates or third parties for work done on our behalf. For the year ended December 31, 2014, we incurred expenses of \$2.7 million for administrative services payable under the terms of the Administration Agreement. For the three months ended March 31, 2015, we incurred expenses of \$0.9 million for administrative services payable under the terms of the Administration Agreement.

On November 3, 2014, the Board renewed the Administration Agreement. Unless earlier terminated as described below, the Administration Agreement will remain in effect until November 3, 2015, and may be



[Table of Contents](#)

extended subject to required approvals. The Administration Agreement may be terminated by either party without penalty on 60 days’ written notice to the other party. See “Risk Factors—Risks Related to Our Business and Structure—We are dependent upon management personnel of the Adviser, TSSP, TPG and their affiliates for our future success.”

No person who is an officer, director or employee of the Adviser or its affiliates and who serves as our director receives any compensation from us for his or her services as a director. However, we reimburse the Adviser or its affiliates for an allocable portion of the compensation paid by the Adviser or its affiliates to our Chief Compliance Officer, Chief Financial Officer, and other professionals who spend time on such related activities (based on the percentage of time those individuals devote, on an estimated basis, to our business and affairs). Directors who are not affiliated with the Adviser receive compensation for their services and reimbursement of expenses incurred to attend meetings.

The Adviser does not assume any responsibility to us other than to render the services described in, and on the terms of, the Investment Advisory Agreement and the Administration Agreement, and is not responsible for any action of our Board in declining to follow the advice or recommendations of the Adviser. Under the terms of the Investment Advisory Agreement and the Administration Agreement, the Adviser (and its members, managers, officers, employees, agents, controlling persons and any other person or entity affiliated with it) shall not be liable to us for any action taken or omitted to be taken by the Adviser in connection with the performance of any of its duties or obligations under the Investment Advisory Agreement, the Administration Agreement or otherwise as an investment adviser of ours (except to the extent specified in Section 36(b) of the 1940 Act concerning loss resulting from a breach of fiduciary duty (as the same is finally determined by judicial proceedings) with respect to the receipt of compensation for services). We shall, to the fullest extent permitted by law, provide indemnification and the right to the advancement of expenses, to each person who was or is made a party or is threatened to be made a party to or is involved (including, without limitation, as a witness) in any actual or threatened action, suit or proceeding, whether civil, criminal, administrative or investigative, by reason of the fact that he or she is or was a member, manager, officer, employee, agent, controlling person of the Adviser or any other person or entity affiliated with the Adviser, or is or was a member of the Adviser’s Investment Review Committee, on the same general terms set forth in Article VIII of our certificate of incorporation.

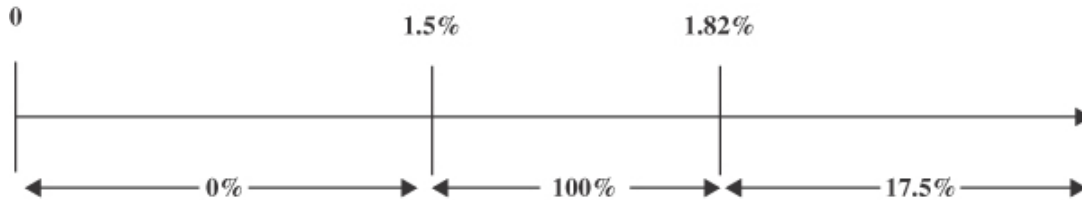
United States federal and state securities laws may impose liability under certain circumstances on persons who act in good faith. Nothing in the Investment Advisory Agreement will constitute a waiver or limitation of any rights that we may have under any applicable federal or state securities laws.

We also have a license agreement with an affiliate of TPG, pursuant to which we have been granted a non-exclusive license to use the TPG name and logo, for a nominal fee, for so long as the Adviser or one of its affiliates remains our investment adviser. Other than with respect to this limited license, we have no legal right to the “TPG” name or logo.

The following is a graphical representation of the calculation of the income-related portion of the Incentive Fee:

**Quarterly Incentive Fee Based on Net Investment Income**

Pre-Incentive Fee Net Investment Income (expressed as a percentage of the value of net assets)



Percentage of pre-Incentive Fee net investment income allocated to income-related portion of Incentive Fee

## [Table of Contents](#)

### Examples of Quarterly Incentive Fee Calculation:

#### Example 1: Income Related Portion of Incentive Fee (\*):

##### Alternative 1

###### Assumptions

Investment income (including interest, dividends, fees, etc.) = 2%  
Hurdle rate (1) = 1.5%  
Management fee (2) = 0.375%  
Other expenses (legal, accounting, custodian, transfer agent, etc.) (3) = 0.20%  
Pre-Incentive Fee net investment income  
(investment income – (management fee + other expenses)) = 1.425%

Pre-Incentive Fee net investment income does not exceed hurdle rate, therefore there is no Incentive Fee.

##### Alternative 2

###### Assumptions

Investment income (including interest, dividends, fees, etc.) = 2.375%  
Hurdle rate (1) = 1.5%  
Management fee (2) = 0.375%  
Other expenses (legal, accounting, custodian, transfer agent, etc.) (3) = 0.20%  
Pre-Incentive Fee net investment income  
(investment income – (management fee + other expenses)) = 1.8%  
Incentive Fee = 100% × pre-Incentive Fee net investment income, subject to the “catch-up” (4)  
= 100% × (1.8% – 1.5%)  
= 0.3%

##### Alternative 3

###### Assumptions

Investment income (including interest, dividends, fees, etc.) = 3.5%  
Hurdle rate (1) = 1.5%  
Management fee (2) = 0.375%  
Other expenses (legal, accounting, custodian, transfer agent, etc.) (3) = 0.20%  
Pre-Incentive Fee net investment income  
(investment income – (management fee + other expenses)) = 2.925%  
Incentive Fee = 17.5% × pre-Incentive Fee net investment income, subject to “catch-up” (4)  
Incentive Fee = 100% × “catch-up” + (17.5% × (pre-Incentive Fee net investment income – 1.82%))  
Catch-up = 1.82% – 1.5% = 0.32%  
Incentive Fee = (100% × 0.32%) + (17.5% × (2.925% – 1.82%))  
= 0.32% + (17.5% × 1.105%)  
= 0.32% + 0.193%  
= 0.513%

- (1) Represents 6.0% annualized hurdle rate.
- (2) Represents 1.5% annualized management fee.
- (3) Excludes organizational and offering expenses.
- (4) The “catch-up” provision is intended to provide the Adviser with an Incentive Fee of 17.5% on all of our pre-Incentive Fee net investment income as if a hurdle rate did not apply when our net investment income exceeds 17.5% in any calendar quarter and is not applied once the Adviser has received 17.5% of

## Table of Contents

investment income in a quarter. The “catch-up” portion of our pre-Incentive Fee Net Investment Income is the portion that exceeds the 1.5% hurdle rate but is less than or equal to approximately 1.82% (that is, 1.5% divided by  $(1 - 0.175)$ ) in any fiscal quarter.

(\*) The hypothetical amount of pre-Incentive Fee net investment income shown is based on a percentage of total net assets.

### Example 2: Capital Gains Portion of Incentive Fee:

#### Assumptions

- Year 1: \$10 million investment made in Company A (“Investment A”), \$10 million investment made in Company B (“Investment B”), \$10 million investment made in Company C (“Investment C”), \$10 million investment made in Company D (“Investment D”) and \$10 million investment made in Company E (“Investment E”).
- Year 2: Investment A sold for \$20 million, fair market value (“FMV”) of Investment B determined to be \$8 million, FMV of Investment C determined to be \$12 million, and FMV of Investments D and E each determined to be \$10 million.
- Year 3: IPO of the Company occurs. At IPO, FMV of Investment of B determined to be \$8 million, FMV of Investment C determined to be \$14 million, FMV of Investment D determined to be \$14 million and FMV of Investment E determined to be \$16 million.
- Year 4: \$10 million investment made in Company F (“Investment F”), Investment D sold for \$12 million, FMV of Investment B determined to be \$10 million, FMV of Investment C determined to be \$16 million and FMV of Investment E determined to be \$14 million.
- Year 5: Investment C sold for \$20 million, FMV of Investment B determined to be \$14 million, FMV of Investment E determined to be \$10 million and FMV of Investment F determined to \$12 million.
- Year 6: Investment B sold for \$16 million, FMV of Investment E determined to be \$8 million and FMV of Investment F determined to be \$15 million.
- Year 7: Investment E sold for \$8 million and FMV of Investment F determined to be \$17 million.
- Year 8: Investment F sold for \$18 million.

These assumptions are summarized in the following chart:

	Investment A	Investment B	Investment C	Investment D	Investment E	Investment F	Cumulative Unrealized Capital Depreciation	Cumulative Realized Capital Losses	Cumulative Realized Capital Gains
Year 1	\$10 million (cost basis)	\$10 million (cost basis)	\$10 million (cost basis)	\$10 million (cost basis)	\$10 million (cost basis)	—	—	—	—
Year 2	\$20 million (sale price)	\$8 million FMV	\$12 million FMV	\$10 million FMV	\$10 million FMV	—	\$2 million	—	\$10 million
Year 3 (IPO)	—	\$8 million FMV at IPO	\$14 million FMV at IPO	\$14 million FMV at IPO	\$16 million FMV at IPO	—	\$2 million	—	\$10 million
Year 4	—	\$10 million FMV	\$16 million FMV	\$12 million (sale price)	\$14 million FMV	\$10 million (cost basis)	—	—	\$12 million
Year 5	—	\$14 million FMV	\$20 million (sale price)	—	\$10 million FMV	\$12 million FMV	—	—	\$22 million
Year 6	—	\$16 million (sale price)	—	—	\$8 million FMV	\$15 million FMV	\$2 million	—	\$28 million
Year 7	—	—	—	—	\$8 million (sale price)	\$17 million FMV	—	\$2 million	\$28 million
Year 8	—	—	—	—	—	\$18 million (sale price)	—	\$2 million	\$36 million

## [Table of Contents](#)

The capital gains portion of the Incentive Fee would be:

- Year 1: None
- Year 2:  
Capital Gains Fee = 15% multiplied by (\$10 million realized capital gains on sale of Investment A less \$2 million cumulative capital depreciation) = **\$1.2 million**
- Year 3:  
Capital Gains Fee = (Weighted Percentage multiplied by (\$10 million cumulative realized capital gains less \$2 million cumulative capital depreciation)) less \$1.2 million cumulative Capital Gains Fee previously paid = \$1.2 million less \$1.2 million = **\$0.00**  
Weighted Percentage = (15% multiplied by (\$10 million Pre-IPO Gain Amount divided by \$10 million Total Gain Amount)) plus (17.5% multiplied by (\$0 Post-IPO Gain Amount divided by \$10 million Total Gain Amount)) = **15%**
- Year 4:  
Capital Gains Fee = (Weighted Percentage multiplied by (\$12 million cumulative realized capital gains)) less \$1.2 million cumulative Capital Gains Fee previously paid = \$1.8 million less \$1.2 million = **\$0.6 million**  
Weighted Percentage = (15% multiplied by (\$12 million Pre-IPO Gain Amount divided by \$12 million Total Gain Amount)) plus (17.5% multiplied by (\$0 Post-IPO Gain Amount divided by \$10 million Total Gain Amount)) = **15%**
- Year 5:  
Capital Gains Fee = (Weighted Percentage multiplied by (\$22 million cumulative realized capital gains)) less \$1.8 million cumulative Capital Gains Fee previously paid = \$3.45 million less \$1.8 million = **\$1.65 million**  
Weighted Percentage = (15% multiplied by (\$16 million Pre-IPO Gain Amount divided by \$22 million Total Gain Amount)) plus (17.5% multiplied by (\$6 million Post-IPO Gain Amount divided by \$22 million Total Gain Amount)) = **15.68%**
- Year 6:  
Capital Gains Fee = (Weighted Percentage multiplied by (\$28 million cumulative realized capital gains less \$2 million cumulative capital depreciation)) less \$3.45 million cumulative Capital Gains Fee previously paid = \$4.18 million less \$3.45 million = **\$0.73 million**  
Weighted Percentage = (15% multiplied by (\$16 million Pre-IPO Gain Amount divided by \$28 million Total Gain Amount)) plus (17.5% multiplied by (\$12 million Post-IPO Gain Amount divided by \$28 million Total Gain Amount)) = **16.07%**
- Year 7:  
Capital Gains Fee = (Weighted Percentage multiplied by (\$28 million cumulative realized capital gains less \$2 million cumulative realized capital losses)) less \$4.18 million cumulative Capital Gains Fee previously paid = \$4.18 million less \$4.18 million = **\$0.00**  
Weighted Percentage = (15% multiplied by (\$16 million Pre-IPO Gain Amount divided by \$28 million Total Gain Amount)) plus (17.5% multiplied by (\$12 million Post-IPO Gain Amount divided by \$28 million Total Gain Amount)) = **16.07%**

## [Table of Contents](#)

- Year 8:

Capital Gains Fee = (Weighted Percentage multiplied by (\$36 million cumulative realized capital gains less \$2 million cumulative realized capital losses)) less \$4.18 million cumulative Capital Gains Fee previously paid = \$5.57 million less \$4.18 million = **\$1.39 million**

Weighted Percentage = (15% multiplied by (\$16 million Pre-IPO Gain Amount divided by \$36 million Total Gain Amount)) plus (17.5% multiplied by (\$18 million Post-IPO Gain Amount divided by \$36 million Total Gain Amount)) = **16.39%**

### **Payment of Our Expenses**

The costs associated with our Investment Team and staff of the Adviser, when and to the extent engaged in providing us investment advisory and management services are paid for by the Adviser.

We bear all other costs and expenses of our operations, administration and transactions, including those relating to:

- calculating individual asset values and our net asset value (including the cost and expenses of any independent valuation firms);
- expenses, including travel expenses, incurred by the Adviser, or members of our Investment Team, or payable to third parties, in respect of due diligence on prospective portfolio companies and, if necessary, in respect of enforcing our rights with respect to investments in existing portfolio companies;
- the costs of any public offerings of our common stock and other securities, including registration and listing fees;
- the Management Fee and any Incentive Fee;
- certain costs and expenses relating to distributions paid on our shares;
- administration fees payable under our Administration Agreement;
- debt service and other costs of borrowings or other financing arrangements;
- the Adviser's allocable share of costs incurred in providing significant managerial assistance to those portfolio companies that request it;
- amounts payable to third parties relating to, or associated with, making or holding investments;
- transfer agent and custodial fees;
- costs of hedging;
- commissions and other compensation payable to brokers or dealers;
- taxes;
- Independent Director fees and expenses;
- costs of preparing financial statements and maintaining books and records and filing reports or other documents with the SEC (or other regulatory bodies) and other reporting and compliance costs, and the compensation of professionals responsible for the preparation of the foregoing, including the allocable portion of the compensation of our Chief Compliance Officer, Chief Financial Officer, and other professionals who spend time on those related activities (based on the percentage of time those individuals devote, on an estimated basis, to our business and affairs);
- the costs of any reports, proxy statements or other notices to our stockholders (including printing and mailing costs), the costs of any stockholders' meetings and the compensation of investor relations personnel responsible for the preparation of the foregoing and related matters;

## Table of Contents

- our fidelity bond;
- directors and officers/errors and omissions liability insurance, and any other insurance premiums;
- indemnification payments;
- direct costs and expenses of administration, including audit, accounting, consulting and legal costs; and
- all other expenses reasonably incurred by us in connection with making investments and administering our business.

In addition, from time to time, the Adviser pays amounts owed by us to third-party providers of goods or services, including the Board. We subsequently reimburse the Adviser for those amounts paid on our behalf. Amounts payable to the Adviser are settled in the normal course of business without formal payment terms. We also reimburse the Adviser for the allocable portion of the compensation paid by the Adviser or its affiliates to our Chief Compliance Officer, Chief Financial Officer, and other professionals who spend time on those related activities (based on the percentage of time those individuals devote, on an estimated basis, to our business and affairs).

All of the expenses described above are ultimately borne by our stockholders.

### **Duration and Termination**

Unless earlier terminated as described below, both the Investment Advisory Agreement and the Administration Agreement will remain in effect until November 3, 2015, and each may be extended subject to required approvals. Each agreement will remain in effect from year to year thereafter if approved annually by our Board or by the affirmative vote of the holders of a majority of our outstanding voting securities, and, in either case, if also approved by a majority of our Independent Directors. The Investment Advisory Agreement automatically terminates in the event of its assignment, as defined in the 1940 Act, by the Adviser. Each agreement may be terminated by either party without penalty on 60 days' written notice to the other party. The holders of a majority of our outstanding voting securities may also terminate each agreement without penalty on 60 days' written notice. See "Risk Factors—Risks Related to Our Business and Structure—We are dependent upon management personnel of the Adviser, TSSP, TPG and their affiliates for our future success."

### **Indemnification**

The Investment Advisory Agreement and the Administration Agreement provide that the Adviser and its members, managers, officers, employees, agents, controlling persons and any other person or entity affiliated with it shall not be liable to us for any action taken or omitted to be taken by the Adviser in connection with the performance of any of its duties or obligations under the Investment Advisory Agreement, the Administration Agreement or otherwise as an investment adviser of ours (except to the extent specified in Section 36(b) of the 1940 Act concerning loss resulting from a breach of fiduciary duty (as the same is finally determined by judicial proceedings) with respect to the receipt of compensation for services). We will, to the fullest extent permitted by law, provide indemnification and the right to the advancement of expenses, to each person who was or is made a party or is threatened to be made a party to or is involved (including, without limitation, as a witness) in any actual or threatened action, suit or proceeding, whether civil, criminal, administrative or investigative, because he or she is or was a member, manager, officer, employee, agent, controlling person or any other person or entity affiliated with the Adviser, including without limitation the Administrator, or is or was a member of the Adviser's Investment Review Committee, on the same general terms set forth in our certificate of incorporation. See "Description of our Capital Stock." Our obligation to provide indemnification and advancement of expenses is subject to the requirements of the 1940 Act and Investment Company Act Release No. 11330, which, among other things, preclude indemnification for any liability (whether or not there is an adjudication of liability or the matter has been settled) arising by reason of willful misfeasance, bad faith, gross negligence, or reckless disregard of duties, and require reasonable and fair means for determining whether indemnification will be made.

### **Board Approval of the Investment Advisory Agreement**

Our Board, including our Independent Directors, and holders of a majority of our outstanding securities, approved our Investment Advisory Agreement in December 2011. Our Board, including a majority of the Independent Directors, renewed it in November 2014. In its consideration of the Investment Advisory Agreement at the time of approval and renewal, the Board focused on information it had received relating to, among other things:

- the nature, quality and extent of the advisory and other services to be provided to us by the Adviser;
- our investment performance and the performance of the Adviser;
- the extent to which economies of scale would be realized as we grow, and whether the fees payable under the Investment Advisory Agreement reflect these economies of scale for the benefit of our stockholders;
- comparative data with respect to advisory fees or similar expenses paid by other BDCs with similar investment objectives;
- our projected operating expenses and expense ratio compared to BDCs with similar investment objectives;
- any existing and potential sources of indirect income to the Adviser from its relationships with us and the profitability of those income sources;
- information about the services to be performed and the personnel performing those services under the Investment Advisory Agreement;
- the organizational capability and financial condition of the Adviser and its respective affiliates; and
- the possibility of obtaining similar services from other third-party service providers or through an internally managed structure.

The Board also takes into consideration the reimbursement of expenses incurred by the Adviser on our behalf, which expenses include travel expenses, when determining whether to approve renewal of the Investment Advisory Agreement and the Administration Agreement.

Based on the information reviewed and the discussion thereof, the Board, including a majority of the Independent Directors, concluded that the investment advisory fee rates are reasonable in relation to the services to be provided.

## RELATED-PARTY TRANSACTIONS AND CERTAIN RELATIONSHIPS

### Transactions with Related Persons

#### *Relationship with TPG*

Our investment activities are managed by our Adviser, which is responsible for sourcing, researching and structuring potential investments, monitoring our portfolio companies and providing operating, managerial and administrative assistance to us and to our portfolio companies as required.

The Adviser is registered under the Advisers Act and is an affiliate of TSSP and TPG. Other affiliates of TSSP and TPG are also registered investment advisers and provide investment advisory services to a number of private investment funds. In addition, TSSP, TPG and their affiliates engage in a broad range of other investment activities, including pursuing investments for their own account and for the account of associated funds and providing other services to these funds and their portfolio companies. The Adviser held 2,772,892 shares, or 5.1%, of our common stock as of May 26, 2015.

The Adviser entered into a purchase agreement, the Adviser 10b5-1 Plan, in accordance with Rules 10b5-1 and 10b-18 under the Exchange Act, under which Goldman, Sachs & Co., as agent for the Adviser, would buy up to \$25 million in the aggregate of our common stock during the period beginning April 23, 2014 and ending on the earlier of the date on which all the capital committed to the Adviser 10b5-1 Plan had been exhausted or December 31, 2014, subject to certain conditions. The Adviser 10b5-1 Plan expired in accordance with its terms on December 31, 2014. During the year ended December 31, 2014, 300 shares were purchased under the Adviser 10b5-1 Plan.

We believe we benefit from the Adviser's relationships with TSSP and TPG. The Adviser has access to the contacts and industry knowledge of TSSP's and TPG's investment professionals, and is also able to consult with TSSP and TPG investment professionals on specific industry issues, trends and other matters to complement our investment process. However, the Adviser and members of the Investment Review Committee are expected to face a number of actual and potential conflicts of interest involving us, TSSP, TPG and other private investment funds affiliated with TSSP and TPG, including conflicts in the allocation of investment opportunities among us and other TSSP and TPG vehicles, as well as in their time and attention requirements as to these other vehicles. Additionally, various potential and actual conflicts of interest may arise from the overall advisory, investment and other activities of the Adviser, its affiliates, including TSSP and TPG, and their respective clients.

#### *Allocations of Loan Origination Investment Opportunities*

Certain members of the Adviser's senior management and the Investment Review Committee are and will continue to be active in other investment funds affiliated with TSSP and TPG that pursue investment opportunities that could overlap with those pursued by us. However, TSSP and TPG will refer all middle-market loan origination activities for companies domiciled in the United States to us and conduct those activities through us. By origination activities, we mean underwriting and initially funding a loan, as compared with purchasing a loan from another party. The Adviser will determine whether it would be permissible, advisable or otherwise appropriate for us to pursue a particular investment opportunity allocated to us by TSSP and TPG. For example, certain loan origination investment opportunities may not be suitable for us if they would cause us to violate asset coverage or concentration limitations imposed by the 1940 Act or the Code, be ineligible for financing under our financing arrangements, pose adverse legal, regulatory or tax risks, constrain our resources to make future investments, involve inappropriate investment risk or otherwise be inappropriate or inadvisable as an investment for us. If the Adviser deems participation in an investment allocated to us to be appropriate, it will determine an appropriate size for our investment.

In general, allocation determinations for us and funds affiliated with TSSP and TPG begin with a preliminary assessment by the legal department of TPG as to whether a particular investment opportunity is required to be allocated to a particular fund or investment vehicle, including us, or prohibited from being allocated to a particular fund or vehicle.



## Table of Contents

TPG's legal department makes its preliminary assessment as to whether a particular investment opportunity is required to be allocated to us or any TPG-managed fund or investment vehicle, including us, prior to, or promptly following, the initial discussion of the potential investment at a meeting of our or the relevant fund's investment review committee when it appears that pursuit of the investment is reasonably probable. The legal department delivers its preliminary assessment to TPG's allocation team (or a member thereof). The allocation team is comprised of five of TPG's senior professionals with a scope of responsibilities across all business units of TPG. The team is charged with ensuring that investment opportunities are allocated to us or the appropriate TPG fund. The legal department's determination that an investment opportunity is required to be allocated to us or another fund is the presumptive final allocation decision.

### ***Exemptive Relief***

We may also be prohibited under the 1940 Act from knowingly participating in certain transactions with our affiliates, including our officers, directors, investment adviser, and principal underwriters, and certain of their affiliates, without the prior approval of the members of our Board who are not interested persons and, in some cases, prior approval by the SEC through an exemptive relief order (other than in certain limited situations pursuant to current regulatory guidance).

On December 16, 2014, we were granted an exemptive relief order from the SEC that, if certain conditions are met, allows us to co-invest with affiliates of TSSP and TPG in middle-market loan origination activities for companies domiciled in the United States and certain "follow-on" investments in companies in which we have already co-invested pursuant to the order and remain invested. These conditions include, among others, prior approval by a majority of our Independent Directors. The terms and conditions of the investment applicable to any affiliates of TSSP and TPG also must be the same as those applicable to us.

Pursuant to the exemptive relief order, to the extent the size of an investment opportunity exceeds the amount our Adviser has independently determined is appropriate for us to invest, our affiliates may be able to co-invest with us, subject to the approval of a majority of our Independent Directors. We believe our ability to co-invest with TSSP and TPG affiliates will be particularly useful where we identify larger capital commitments than otherwise would be appropriate for us. We expect that with the ability to co-invest with TSSP and TPG affiliates we will be able to provide "one-stop" financing to a potential portfolio company in these circumstances, which may allow us to capture opportunities where we alone could not commit the full amount of required capital or would have to spend additional time to locate unaffiliated co-investors.

Further, in accordance with the exemptive relief order, we have undertaken that, in connection with any commitment to a co-investment or follow-on investment, a "required majority" (as defined in Section 57(o) of the 1940 Act) of Independent Directors must make certain conclusions, including that:

- the terms of the proposed transaction (including the consideration to be paid) are reasonable and fair to us and our stockholders and do not involve overreaching of us or our stockholders on the part of any person concerned;
- the transaction is consistent with the interests of our stockholders and with our investment strategies and policies;
- the investment by our affiliate would not disadvantage us, and our participation is not on a basis different from or less advantageous than that of our affiliate; and
- our investment will not benefit any affiliate other than the affiliate participating in the investment, and as otherwise permitted by the order.

### ***Allocation of Non-Loan Origination Investment Opportunities***

While we seek to generate current income primarily in U.S.-domiciled middle-market companies through direct originations of senior secured loans, we may also invest up to 30% of our portfolio opportunistically in securities or other instruments of issuers not deemed eligible portfolio companies under the 1940 Act. These opportunities may include, among other things, debt issued by companies located outside the United States, publicly and privately traded debt and equity securities of companies listed on a national securities exchange with a market capitalization of \$250 million or more, certain high yield bonds and other instruments or assets (including consumer and commercial loans). Many of these opportunities may be required to be offered to, or may be otherwise suitable for, other TPG funds or investment vehicles, including TSSP funds and investment vehicles. In the event that TSSP or TPG are not required to, and otherwise determine not to, direct these investment opportunities to an affiliated fund, we may be permitted to take them. The decision to allocate an opportunity as between us and other TSSP and TPG vehicles will take into account various factors that TSSP, TPG and our Adviser deem appropriate.

Our ability to pursue investment opportunities other than those for middle-market loan originations for companies domiciled in the United States is subject to the allocation decisions by TSSP and TPG senior professionals. Such non-loan origination opportunities may be required to be offered to, or may be otherwise suitable for, other TPG funds or investment vehicles, including TSSP funds and investment vehicles. As a result, the Adviser and its affiliates may face conflicts in allocating investment opportunities between us and those other entities. It is possible that we may not be given the opportunity to participate in certain investments made by TSSP or TPG vehicles that would otherwise be suitable for us. For example, TSSP has organized a separate investment vehicle, TSL Europe, aimed specifically at European middle-market loan originations and may in the future organize vehicles aimed at other loan origination opportunities outside our primary focus.

If TPG and the Adviser were to determine that an investment that is not a middle-market loan origination for a company domiciled in the United States is appropriate both for us and for one or more other TSSP or TPG vehicles, we would only be able to make the investment in conjunction with another such vehicle if we receive an order from the SEC permitting us to do so or the investment is otherwise permitted under relevant SEC guidance.

The Adviser believes this allocation system is fair and equitable, and consistent with its fiduciary duty to us. In particular, we have disclosed to investors that TSSP and TPG will refer to us all middle-market loan origination activities for companies domiciled in the United States. In addition, we have disclosed how allocation determinations are made among TSSP and TPG vehicles in connection with other opportunities, including those circumstances in which the Adviser may be required to offer them to these affiliated vehicles.

### ***Administrator***

The Adviser also serves as our administrator. The administrator, on behalf of us and at our expense, may retain one or more service providers that may also be affiliates of TPG to serve as sub-administrator, custodian, accounting agent, investor services agent, transfer agent or other service provider for us. Any fees we pay, or indemnification obligations we undertake, in respect of the administrator and those other service providers that are TPG affiliates, will be set at arm's length and approved by the Independent Directors.

### ***Fees***

In the course of our investing activities, we pay fees to the Adviser, incur direct expenses and reimburse the Adviser for certain expenses it incurs.

### ***Certain Business Relationships***

Certain of our current directors and officers are directors or officers of the Adviser or its affiliates. See "Management—Biographical Information."

---

[Table of Contents](#)

***Indebtedness of Management***

None.

***Related-Party Transactions***

For a discussion of our Investment Advisory Agreement, Administration Agreement and License Agreement, see “Management and Other Agreements —Investment Advisory Agreement; Administration Agreement; License Agreement.”

***Review, Approval or Ratification of Transactions with Related Persons***

The Audit Committee is required to review and approve any transactions with related persons (as such term is defined in Item 404 of Regulation S-K).

## CONTROL PERSONS AND PRINCIPAL STOCKHOLDERS

Beneficial ownership is determined in accordance with the rules and regulations of the SEC. These rules generally provide that a person is the beneficial owner of securities if the person has or shares the power to vote or direct the voting thereof, or to dispose or direct the disposition thereof or has the right to acquire these powers within 60 days. The following table sets forth, as of May 26, 2015, the beneficial ownership as indicated in our books and records of each current director, our Named Executive Officers, our executive officers and directors as a group, and each person known to us to beneficially own 5% or more of the outstanding shares of our common stock. With respect to persons known to us to beneficially own 5% or more of the outstanding shares of our common stock, we base such knowledge on beneficial ownership filings made by the holders with the SEC.

The percentage ownership is based on 54,001,289 shares of common stock outstanding as of May 26, 2015. To our knowledge, except as indicated in the footnotes to the table, each of the stockholders listed below has sole voting and/or investment power with respect to shares beneficially owned by such stockholder. Unless otherwise indicated by footnote, the address for each listed individual is 301 Commerce Street, Suite 3300, Fort Worth, TX 76102.

Name of Individual or Identity of Group	Number of Shares of Common Stock Beneficially Owned(1)	Percent of Common Stock Beneficially Owned(1)
<b>Directors and Executive Officers:</b>		
<i>Interested Directors</i>		
Joshua Easterly (2)	17,926	*
Michael Fishman (3)	36,366	0.1%
<i>Independent Directors</i>		
Richard Higginbotham	—	0.0%
John Ross	16,575	*
Ronald Tanemura	31,091	0.1%
<i>Named Executive Officers Who Are Not Directors</i>		
Alan Kirshenbaum (4)	8,361	*
All Directors and Executive Officers as a Group (12 persons) (5)(6)	2,896,755	5.4%
<b>Five-Percent Stockholders:</b>		
Division of Investment, Department of Treasury, State of New Jersey (7)	7,258,761	13.4%
FMR LLC (8)	4,850,990	9.0%
State Teachers Retirement Board of Ohio (9)	3,868,413	7.2%
Universities Superannuation Scheme Ltd. (10)	3,488,476	6.5%
Silver Creek Group (11)	3,178,051	5.9%
TPG Funds (6)	2,772,958	5.1%

\* Represents less than 0.1%.

(1) For purposes of this table, a person or group is deemed to have “beneficial ownership” of any shares of common stock as of a given date which such person has or shares the power to vote or direct the voting thereof, or to dispose or direct the disposition thereof, or has the right to acquire such powers within 60 days after such date. For purposes of computing the percentage of outstanding shares of common stock held by each person or group of persons named above on a given date, any security which such person or persons has the right to acquire within 60 days after such date is deemed to be outstanding for the purpose of determining the percentage of shares beneficially owned for such person, but is not deemed to be outstanding for the purpose of computing the percentage of beneficial ownership of any other person (except in the case of directors and executive officers as a group). Except as otherwise noted, each beneficial owner of more than five percent of our common stock and each director and executive officer has sole voting and/or investment power over the shares reported.

## Table of Contents

- (2) Mr. Easterly is a director and our Co-Chief Executive Officer and a TPG and TPG Special Situations Partners, or TSSP, Partner. TPG and TSSP are affiliated with Tarrant and Group Advisors (both as defined below). The common stock held by Mr. Easterly includes 6,996 shares indirectly beneficially owned by Mr. Easterly (through his limited partnership interest in TSL Equity Partners, L.P., which is a member of TSL Advisers, LLC, or TSL Advisers). Mr. Easterly disclaims beneficial ownership of the shares that are or may be beneficially owned by Tarrant, Group Advisors or any of its affiliates.
- (3) Mr. Fishman a director and our Co-Chief Executive Officer and is employed by TSL Advisers, which is affiliated with Tarrant and Group Advisors. Mr. Fishman disclaims beneficial ownership of the shares that are or may be beneficially owned by Tarrant, Group Advisors or any of its affiliates.
- (4) Mr. Kirshenbaum is our Chief Financial Officer. Mr. Kirshenbaum disclaims beneficial ownership of the shares that are or may be beneficially owned by Tarrant, Group Advisors or any of its affiliates.
- (5) Includes shares owned by officers that are not “Named Executive Officers,” as defined in Item 402 of Regulation S-K, as promulgated under the Securities Act.
- (6) The common stock held by the TPG Funds (as defined below) includes (i) 2,772,892 shares of common stock, or the TSLX Shares, held by TSL Advisers; and (ii) 66 shares of common stock held by Tarrant Advisors, Inc., a Texas corporation, or Tarrant, and, together with TSL Advisers, the TPG Funds.

The business and affairs of TSL Advisers are managed by TSSP HoldCo Management, LLC, a Delaware limited liability company, the managing member of TSL Advisers. TSSP HoldCo Management is managed by its board of directors, whose members are Messrs. Bonderman, Coulter and Waxman. Any decision or determination by the board of directors of TSSP HoldCo Management requires unanimous approval of the directors in attendance once a quorum is established.

TPG Group Holdings (SBS) Advisors, Inc., a Delaware corporation, or Group Advisors, is the general partner of TPG Group Holdings (SBS), L.P., a Delaware limited partnership, which is the sole member of TPG Holdings II-A, LLC, a Delaware limited liability company, which is the general partner of TPG Holdings II, L.P., a Delaware limited partnership, which is the general partner of TPG Holdings II Sub, L.P., a Delaware limited partnership, or Holdings II Sub, which is a member of TSL Advisers. Because of the relationship between Holdings II Sub and TSL Advisers, Group Advisors may be deemed to beneficially own the TSLX Shares. The principal business of Group Advisors is serving as the sole ultimate general partner, managing member or similar entity of related entities (including TSL Advisers) engaged in making or recommending investments in securities of public and private companies.

Tarrant Capital Advisors, Inc., a Delaware corporation, or Tarrant Capital, is the sole stockholder of Tarrant, which is the general partner of TSL Equity Partners, L.P., a Delaware limited partnership, or Equity Partners, which is a member of TSL Advisers. Because of the investment by Equity Partners in TSL Advisers, Tarrant Capital may be deemed to beneficially own 2,348,300 of the TSLX Shares, or the Tarrant TSLX Shares, and, together with the 66 shares of common stock held directly by Tarrant, the Tarrant Shares. The principal business of Tarrant Capital is serving as the sole ultimate general partner, managing member or similar entity of related entities (including Equity Partners) engaged in making or recommending investments in securities of public and private companies.

TSL Advisers is required to solicit voting instructions from Equity Partners and Holdings II Sub in respect of the shares of common stock beneficially owned by Equity Partners and Holdings II Sub, respectively, in connection with any matter on which TSL Advisers is entitled to vote the TSLX Shares. TSL Advisers is required to vote all proxies in respect of the TSLX Shares proportionately in accordance with such instructions. Equity Partners is required to solicit voting instructions from its limited partners in respect of their indirect interests in the TSLX Shares. Equity Partners is required to instruct TSL Advisers to vote proxies in respect of its TSLX Shares proportionately in accordance with such instructions.

Messrs. Bonderman and Coulter are officers and sole stockholders of each of Tarrant Capital and Group Advisors. As officers and sole stockholders of Group Advisors, Mr. Bonderman and Mr. Coulter may indirectly issue voting instructions to TSL Advisers in respect of the shares of common stock beneficially owned by Holdings II Sub. Because of the relationship of Messrs. Bonderman and Coulter to Tarrant

## Table of Contents

Capital and Group Advisors, each of Messrs. Bonderman and Coulter may be deemed to beneficially own the TSLX Shares and the Tarrant Shares. Also, because Messrs. Bonderman and Coulter are members of the board of directors of TSSP HoldCo Management, each of Messrs. Bonderman and Coulter may be deemed to beneficially own the TSLX Shares. Messrs. Bonderman and Coulter disclaim beneficial ownership of the TSL Shares and the Tarrant Shares except to the extent of their pecuniary interest therein. Because Mr. Waxman is a member of the board of directors of TSSP HoldCo Management, he may be deemed to beneficially own the TSLX Shares. Mr. Waxman disclaims beneficial ownership of the TSLX Shares except to the extent of his pecuniary interest therein. The address of Group Advisors, Tarrant Capital and Messrs. Bonderman, Coulter and Waxman is c/o TPG Global, LLC, 301 Commerce Street, Suite 3300, Fort Worth, TX 76102.

- (7) The address of the Division of Investment, Department of Treasury, State of New Jersey is 50 West State Street, 9th Floor, PO Box 290, Trenton, NJ 08625.
- (8) Based upon a Schedule 13G filed with the SEC on February 13, 2015 by FMR LLC, Edward C. Johnson 3d and Abigail P. Johnson and a Form 13F filed with the SEC on May 14, 2015 by FMR LLC. FMR LLC has (i) sole power to vote 165,641 shares and (ii) sole power to dispose of 4,850,990 shares. Edward C. Johnson 3d has sole power to dispose of 4,850,990 shares. Abigail P. Johnson has sole power to dispose of 4,850,990 shares. Edward C. Johnson 3d is a Director and the Chairman of FMR LLC and Abigail P. Johnson is a Director, the Vice Chairman, the Chief Executive Officer and the President of FMR LLC. Members of the family of Edward C. Johnson 3d, including Abigail P. Johnson, are the predominant owners, directly or through trusts, of Series B voting common shares of FMR LLC, representing 49% of the voting power of FMR LLC. The Johnson family group and all other Series B shareholders have entered into a shareholders' voting agreement under which all Series B voting common shares will be voted in accordance with the majority vote of Series B voting common shares. Accordingly, through their ownership of voting common shares and the execution of the shareholders' voting agreement, members of the Johnson family may be deemed, under the 1940 Act, to form a controlling group with respect to FMR LLC. Neither FMR LLC nor Edward C. Johnson 3d nor Abigail P. Johnson has the sole power to vote or direct the voting of the shares owned directly by the various investment companies registered under the 1940 Act, or Fidelity Funds, advised by Fidelity Management & Research Company, a wholly owned subsidiary of FMR LLC, which power resides with the Fidelity Funds' Boards of Trustees. Fidelity Management & Research Company carries out the voting of the shares under written guidelines established by the Fidelity Funds' Boards of Trustees. The address of each of FMR LLC, Edward C. Johnson 3d and Abigail P. Johnson is 245 Summer Street, Boston, MA 02210.
- (9) The address of the State Teachers Retirement Board of Ohio is 275 East Broad Street, Columbus, OH 43215.
- (10) Based upon a Schedule 13G filed with the SEC on February 17, 2015 by Universities Superannuation Scheme Ltd, or USSL, as trustee for Universities Superannuation Scheme, or USS, and USS Investment Management Limited, or USSIM. USSIM serves as investment manager to USS and has discretionary and voting power over the shares held by USSL. Accordingly, USSIM may be deemed to be the beneficial owner of 3,488,476 shares, 3,488,476 of which are held by USSL. USSIM disclaims beneficial ownership of the shares held by USSL, except to the extent of any pecuniary interest therefrom. The address of each of USSL and USSIM is Royal Liver Building, Liverpool L3 1PY, United Kingdom.
- (11) Based upon a Schedule 13G filed with the SEC on February 13, 2015 by Silver Creek Capital Management LLC, Silver Creek Advisory Partners LLC, Silver Creek Special Opportunities Fund III, L.P., Silver Creek Special Opportunities Fund Cayman III, L.P, Silver Creek Credit Opportunities II Master Fund A, L.P. and Silver Creek Credit Opportunities III Master Fund B, L.P. (collectively, the Silver Creek Group). The address of each of the Silver Creek Group entities is 1301 Fifth Avenue, 40th Floor, Seattle, WA 98101.

[Table of Contents](#)

**Equity Owned by Directors in the Company**

The following table sets forth the dollar range of our equity securities beneficially owned by each director as of May 26, 2015. We are not part of a “family of investment companies,” as that term is defined in the 1940 Act.

	<b>Dollar Range of our Common Stock Beneficially Owned (1)(2)</b>
<i>Interested Directors</i>	
Joshua Easterly	over \$100,000
Michael Fishman	over \$100,000
<i>Independent Directors</i>	
Richard Higginbotham	—
John Ross	over \$100,000
Ronald Tanemura	over \$100,000

(1) The dollar ranges used in the above table are \$1—\$10,000, \$10,001—\$50,000, \$50,001—\$100,000, or over \$100,000.

(2) Dollar ranges were determined using the number of shares that are beneficially owned as of May 26, 2015, multiplied by the closing sale price of our common stock as reported on the NYSE as of May 26, 2015.

## DETERMINATION OF NET ASSET VALUE

The net asset value per share of our outstanding shares of common stock is determined quarterly by dividing the value of total assets minus liabilities by the total number of shares outstanding. We calculate the value of our investments in accordance with the procedures described in “Management’s Discussion and Analysis of Financial Condition and Results of Operations—Critical Accounting Policies—Investments at Fair Value.”

### Determinations in Connection with Offerings

In connection with certain future offerings of shares of our common stock, our Board or an authorized committee of our Board will be required to make the determination that we are not selling shares of our common stock at a price below the then current net asset value of our common stock at the time at which the sale is made. Our Board or an authorized committee will consider the following factors, among others, in making a determination:

- the net asset value of our common stock disclosed in the most recent periodic report that we filed with the SEC;
- our management’s assessment of whether any material change in the net asset value of our common stock has occurred (including through the realization of gains on the sale of our portfolio securities) during the period beginning on the date of the most recently disclosed net asset value of our common stock and ending two days prior to the date of the sale of our common stock; and
- the magnitude of the difference between (i) a value that our Board or an authorized committee thereof has determined reflects the current net asset value of our common stock, which is generally based upon the net asset value of our common stock disclosed in the most recent periodic report that we filed with the SEC, as adjusted to reflect our management’s assessment of any material change in the net asset value of our common stock since the date of the most recently disclosed net asset value of our common stock, and (ii) the offering price of the shares of our common stock in the proposed offering.

These processes and procedures are part of our compliance policies and procedures. Records will be made contemporaneously with all determinations described in this section and these records will be maintained with other records that we are required to maintain under the 1940 Act.



## **DIVIDEND REINVESTMENT PLAN**

We have adopted a dividend reinvestment plan, pursuant to which we will reinvest all cash dividends or distributions declared by the Board on behalf of investors who do not elect to receive their cash dividends or distributions in cash as provided below. As a result, if the Board authorizes, and we declare, a cash dividend or distribution, then our stockholders who have not elected to “opt out” of our dividend reinvestment plan will have their cash dividends or distributions automatically reinvested in additional common stock as described below.

No action is required on the part of a registered stockholder to have its cash dividend or other distribution reinvested in our common stock. A registered stockholder is able to elect to receive an entire cash dividend or distribution in cash by notifying State Street Bank and Trust Company, the plan administrator and our transfer agent and registrar, in writing, so that notice is received by the plan administrator no later than 10 days prior to the record date for the cash dividend or distributions to the stockholders. The plan administrator has set up an account for shares acquired through the plan for each stockholder who has not elected to receive cash dividends or distributions in cash and hold the shares in non-certificated form.

Those stockholders whose shares are held by a broker or other financial intermediary may receive cash dividends and other distributions in cash by notifying their broker or other financial intermediary of their election. We expect to use primarily newly issued shares to make distributions under the plan, whether our shares are trading at a premium or at a discount to net asset value. We reserve the right to purchase shares in the open market in connection with our implementation of the plan. The number of shares to be issued to a stockholder is determined by dividing the total dollar amount of the cash dividend or distribution payable to a stockholder by the market price per share of our common stock at the close of regular trading on the NYSE on the payment date of a distribution, or if no sale is reported for such day, the average of the reported bid and ask prices. However, if the market price per share on the payment date of a cash dividend or distribution exceeds the most recently computed net asset value per share, we will issue shares at the greater of (i) the most recently computed net asset value per share and (ii) 95% of the current market price per share (or such lesser discount to the current market price per share that still exceeded the most recently computed net asset value per share). Shares purchased in open market transactions by the plan administrator will be allocated to a stockholder based on the average purchase price, excluding any brokerage charges or other charges, of all shares of common stock purchased in the open market.

The number of shares of our common stock that will be outstanding after giving effect to payment of a cash dividend or distribution cannot be established until the value per share at which additional shares will be issued has been determined and elections of our stockholders have been tabulated. The number of shares to be issued to a stockholder pursuant to the foregoing will be rounded down to the nearest whole share to avoid the issuance of fractional shares, with any fractional shares being paid in cash. For non-U.S. stockholders, the number of shares to be issued to the stockholder will be the amount equal to the total dollar amount of the cash dividend or distribution payable, net of applicable withholding taxes.

There are no brokerage charges or other charges to stockholders who participate in the plan. The plan is terminable by us upon notice in writing mailed to each stockholder of record at least 30 days prior to any record date for the payment of any cash dividend or distribution by us. If a participant elects by written notice to the plan administrator to have the plan administrator sell part or all of the shares held by the plan administrator in the participant’s account and remit the proceeds to the participant, the plan administrator is authorized to deduct a \$15.00 transaction fee plus a brokerage commission from the proceeds.

A stockholder who does not opt out of the dividend reinvestment plan will be treated for U.S. federal income tax purposes as having received a cash dividend or distribution in an amount equal to the total dollar amount of the dividend or distribution payable to such stockholder, net of applicable withholding taxes, and then reinvesting that net cash for additional shares of our stock. Such a stockholder is subject to the same U.S. federal income tax consequences as stockholders who elect to receive their cash dividends or distributions in cash;

---

[Table of Contents](#)

however, because a stockholder that participates in the dividend reinvestment plan does not actually receive any cash, such a stockholder will not have such cash available to pay any applicable taxes on the deemed distribution. A stockholder that participates in the dividend reinvestment plan and thus is treated as having invested in additional shares of our stock will have a basis in such additional shares of stock equal to the total dollar amount of the cash dividend or distribution payable to the stockholder divided by the total numbers of shares issued to such stockholder pursuant to such dividend or distribution. The stockholder's holding period for such stock will commence on the day following the day on which the shares are credited to the stockholder's account.

All correspondence concerning the plan should be directed to the plan administrator by mail at State Street Corporation, Transfer Agency—TPG Specialty Lending, Box 5493, Boston, Massachusetts, 02206-5433.

If you hold your common stock with a brokerage firm that does not participate in the plan, you will not be able to participate in the plan and any dividend reinvestment may be effected on different terms than those described above. Consult your financial advisor for more information.

## MATERIAL U.S. FEDERAL INCOME TAX CONSIDERATIONS

The following discussion is a summary of material U.S. federal income tax considerations applicable to us and to an investment in shares of our common stock or preferred stock. This summary deals only with beneficial owners (referred to in this summary as “stockholders”) of shares of our common stock or preferred stock that hold their shares as capital assets. This summary does not purport to be a complete description of the income tax considerations applicable to such an investment. For example, we have not described tax consequences that may be relevant to certain types of stockholders that are subject to special treatment under U.S. federal income tax laws, including:

- stockholders subject to the alternative minimum tax;
- tax-exempt organizations (except as discussed below);
- insurance companies;
- dealers in securities;
- traders in securities that elect to use a mark-to-market method of accounting for securities holdings;
- pension plans (except as discussed below);
- trusts (except as discussed below);
- financial institutions;
- entities taxed as partnerships or partners therein;
- persons holding shares of common stock or preferred stock as part of a “straddle”, “hedge”, “conversion transaction,” “synthetic security” or other integrated investment;
- persons who received our stock as compensation;
- persons who hold our stock on behalf of another person as a nominee;
- U.S. expatriates, or
- U.S. stockholders (as defined below) who have a “functional currency” other than the U.S. dollar.

Finally, this summary does not address other U.S. federal tax consequences (such as estate, gift and Medicare contribution tax consequences) or any state, local or foreign tax consequences.

The discussion below is based upon the provisions of the Code, and Treasury Regulations, rulings and judicial decisions as of the date hereof. Those authorities may be changed, perhaps retroactively, so as to result in U.S. federal income tax consequences different from those discussed below. This summary does not address all aspects of U.S. federal income taxes and does not deal with all tax consequences that may be relevant to stockholders in light of their personal circumstances.

If we issue preferred stock that may be convertible into or exercisable or exchangeable for securities or other property or preferred stock with other terms that may have different U.S. federal income tax consequences than those described in this summary, the U.S. federal income tax consequences of such preferred stock will be described in the relevant prospectus supplement. This summary does not discuss the consequences of an investment in our subscription rights, debt securities or warrants representing rights to purchase shares of our preferred stock, common stock or debt securities or as units in combination with such securities. The U.S. federal income tax consequences of such an investment will be discussed in the relevant prospectus supplement.

For purposes of this discussion under the heading “Material U.S. Federal Income Tax Considerations,” a “U.S. stockholder” is a beneficial owner of shares of our common stock or preferred stock that is, for U.S. federal income tax purposes, an individual who is a citizen or resident of the United States or a domestic corporation or otherwise subject to U.S. federal income tax on a net income basis in respect of our stock.

## [Table of Contents](#)

A “Non-U.S. stockholder” is a beneficial owner of shares of our common that or preferred stock that that is not a U.S. stockholder and not an entity taxed as a partnership.

### **Regulated Investment Company Classification**

As a BDC, we have elected to be treated as a RIC for U.S. federal income tax purposes. Our status as a RIC enables us to deduct qualifying distributions to our stockholders, so that we will be subject to corporate-level U.S. federal income taxation only in respect of income and gains that we retain and do not distribute. In addition, certain distributions that we make to our Non-U.S. stockholders with respect to our taxable years commencing April 1, 2015 may be eligible for look-through tax treatment if Congress extends certain rules to apply to such taxable years.

To maintain our status as a RIC, we must, among other things:

- maintain our election under the 1940 Act to be treated as a BDC;
- derive in each taxable year at least 90% of our gross income from dividends, interest, gains from the sale or other disposition of stock or securities and other specified categories of investment income; and
- maintain diversified holdings so that, subject to certain exceptions and cure periods, at the end of each quarter of our taxable year:
- at least 50% of the value of our total gross assets is represented by cash and cash items, U.S. government securities, the securities of other RICs and “other securities,” provided that such “other securities” shall not include any amount of any one issuer, if our holdings of such issuer are greater in value than 5% of our total assets or greater than 10% of the outstanding voting securities of such issuer, and
- no more than 25% of the value of our assets may be invested in securities of any one issuer, the securities of any two or more issuers that are controlled by us and are engaged in the same or similar or related trades or businesses (excluding U.S. government securities and securities of other RICs), or the securities of one or more “qualified publicly traded partnerships.”

To maintain our status as a RIC, we must distribute (or be treated as distributing) in each taxable year dividends for tax purposes of an amount equal to at least 90% of our investment company taxable income (which includes, among other items, dividends, interest, the excess of any net short-term capital gains over net long-term capital losses, as well as other taxable income, excluding any net capital gains reduced by deductible expenses) and 90% of our net tax-exempt income for that taxable year. As a RIC, we generally will not be subject to corporate-level U.S. federal income tax on our investment company taxable income and net capital gains that we distribute to stockholders. In addition, to avoid the imposition of a nondeductible 4% U.S. federal excise tax, we must distribute (or be treated as distributing) in each calendar year an amount at least equal to the sum of:

- 98% of our net ordinary income, excluding certain ordinary gains and losses, recognized during a calendar year;
- 98.2% of our capital gain net income, adjusted for certain ordinary gains and losses, recognized for the twelve-month period ending on October 31 of such calendar year; and
- 100% of any income or gains recognized, but not distributed, in preceding years.

We have previously incurred, and can be expected to incur in the future, such excise tax on a portion of our income and gains. While we intend to distribute income and capital gains to minimize exposure to the 4% excise tax, we may not be able to, or may choose not to, distribute amounts sufficient to avoid the imposition of the tax entirely. In that event, we will be liable for the tax only on the amount by which we do not meet the foregoing distribution requirement.

## [Table of Contents](#)

We generally expect to distribute substantially all of our earnings on a quarterly basis, but will reinvest dividends and distributions on behalf of those investors that do not elect to receive their dividends in cash. See “Price Range of Common Stock and Distributions” and “Dividend Reinvestment Plan” for a description of our dividend policy and obligations. One or more of the considerations described below, however, could result in the deferral of dividend distributions until the end of the fiscal year:

- We may make investments that are subject to tax rules that require us to include amounts in our income before we receive cash corresponding to that income or that defer or limit our ability to claim the benefit of deductions or losses. For example, if we hold securities issued with original issue discount, that original issue discount may be accrued in income before we receive any corresponding cash payments.
- In cases where our taxable income exceeds our available cash flow, we will need to fund distributions with the proceeds of sale of securities or with borrowed money, and may raise funds for this purpose opportunistically over the course of the year.
- The withholding tax treatment of certain dividends payable to Non-U.S. stockholders depends on whether and when Congress extends the look-through rules applicable to “interest-related dividends” and “short-term capital gain dividends.” The look-through rules expired for taxable years beginning after December 31, 2014.

In certain circumstances (e.g., where we are required to recognize income before or without receiving cash representing such income), we may have difficulty making distributions in the amounts necessary to satisfy the requirements for maintaining RIC status and for avoiding U.S. federal income and excise taxes. Accordingly, we may have to sell investments at times we would not otherwise consider advantageous, raise additional debt or equity capital or reduce new investment originations to meet these distribution requirements. If we are not able to obtain cash from other sources, we may fail to qualify as a RIC and thereby be subject to corporate-level U.S. federal income tax.

If in any particular taxable year, we do not qualify as a RIC, all of our taxable income (including our net capital gains) will be subject to tax at regular corporate rates without any deduction for distributions to stockholders, and distributions will be taxable to our stockholders as ordinary dividends to the extent of our current or accumulated earnings and profits, and distributions would not be required. Distributions in excess of our current and accumulated earnings and profits would be treated first as a return of capital to the extent of the stockholder’s tax basis, and any remaining distributions would be treated as capital gain. If we fail to qualify as a RIC for a period greater than two consecutive taxable years, to qualify as a RIC in a subsequent year we may be subject to regular corporate tax on any net built-in gains with respect to certain of our assets (that is, the excess of the aggregate gains, including items of income, over aggregate losses that would have been realized with respect to such assets if we had sold the property at fair market value at the end of the taxable year) that we elect to recognize on requalification or when recognized over the next ten years.

In the event we invest in foreign securities, we may be subject to withholding and other foreign taxes with respect to those securities. We do not expect to satisfy the conditions necessary to pass through to our stockholders their share of the foreign taxes paid by us.

### **Taxation of U.S. Stockholders**

Distributions from our investment company taxable income (consisting generally of net ordinary income, net short-term capital gain, and net gains from certain foreign currency transactions) generally will be taxable to U.S. stockholders as ordinary income to the extent made out of our current or accumulated earnings and profits. To the extent that such distributions paid by us to non-corporate U.S. stockholders (including individuals) are attributable to dividends from U.S. corporations and certain qualified foreign corporations, such distributions (“qualified dividend income”) may be eligible for a reduced maximum U.S. federal income tax rate of 20%. In

## [Table of Contents](#)

this regard, it is anticipated that our distributions generally will not be attributable to dividends received by us and, therefore, generally will not qualify for the 20% maximum rate applicable to qualified dividend income. Distributions generally will not be eligible for the dividends received deduction allowed to corporate stockholders. Distributions derived from our net capital gains (which generally is the excess of our net long-term capital gain over net short-term capital loss) which we have reported as capital gain dividends will be taxable to U.S. stockholders as long-term capital gain regardless of how long particular U.S. stockholders have held their shares. Distributions in excess of our current and accumulated earnings and profits first will reduce a U.S. stockholder's adjusted tax basis in such U.S. stockholder's common stock or preferred stock and, after the adjusted tax basis is reduced to zero, will constitute capital gains to such U.S. stockholder.

Any dividends declared by us in October, November, or December of any calendar year, payable to stockholders of record on a specified date in such a month, which are actually paid during January of the following calendar year, will be treated as if paid by us and received by such stockholders on December 31 of the previous calendar year. In addition, we may elect to relate any undistributed investment company taxable income or net capital gains eligible for distribution as a dividend back to our immediately prior taxable year if we:

- declare such dividend prior to the earlier of the 15th day of the ninth month following the close of that taxable year, or any applicable extended due date of our U.S. federal corporate income tax return for such prior taxable year;
- distribute such amount in the 12-month period following the close of such prior taxable year but
- make an election in our U.S. federal corporate income tax return for the taxable year in which such undistributed investment company taxable income or net capital gains were recognized.

Any such election will not alter the general rule that a U.S. stockholder will be treated as receiving a dividend in the taxable year in which the dividend is distributed, subject to the October, November, or December dividend declaration rule discussed immediately above.

We have adopted a dividend reinvestment plan that will allow stockholders to elect to receive dividends in the form of additional shares instead of in cash. If a U.S. stockholder reinvests dividends in additional shares, such U.S. stockholder will be treated as if it had received a distribution in the amount of cash that it would have received if it had not made the election. Any such additional shares will have a tax basis equal to the amount of the distribution.

Although we intend to distribute any net long-term capital gains at least annually, we may in the future decide to retain some or all of our net long-term capital gains but designate the retained amount as a "deemed distribution." In that case, among other consequences, we will pay tax on the retained amount, each U.S. stockholder will be required to include his, her or its share of the deemed distribution in income as if it had been distributed to the U.S. stockholder, and the U.S. stockholder will be entitled to claim a credit equal to his, her or its allocable share of the tax paid on the deemed distribution by us. The amount of the deemed distribution net of such tax will be added to the U.S. stockholder's tax basis for their common stock or preferred stock. Since we expect to pay tax on any retained capital gains at our regular corporate tax rate, and since that rate is in excess of the maximum rate currently payable by individuals on long-term capital gains, the amount of tax that individual stockholders will be treated as having paid and for which they will receive a credit will exceed the tax they owe on the retained net capital gains. Such excess generally may be claimed as a credit against the U.S. stockholder's other federal income tax obligations or may be refunded to the extent it exceeds a stockholder's liability for federal income tax. A stockholder that is not subject to federal income tax or otherwise required to file a federal income tax return would be required to file a federal income tax return on the appropriate form to claim a refund for the taxes we paid. To utilize the deemed distribution approach, we must provide written notice to our stockholders prior to the expiration of 60 days after the close of the relevant taxable year. We cannot treat any of our investment company taxable income as a "deemed distribution."

## [Table of Contents](#)

If an investor purchases shares of our common stock or preferred stock shortly before the record date of a distribution, the price of the shares will include the value of the distribution and the investor will be subject to tax on the distribution even though economically it may represent a return of his, her or its investment.

If a U.S. stockholder sells or otherwise disposes of shares of our common stock or preferred stock, the U.S. stockholder will recognize gain or loss equal to the difference between its adjusted tax basis in the shares sold or otherwise disposed of and the amount received. Any such gain or loss will be treated as a capital gain or loss and will be long-term capital gain or loss if the shares have been held for more than one year. Any loss recognized on a sale or exchange of shares that were held for six months or less will be treated as long-term, rather than short-term, capital loss to the extent of any capital gain distributions previously received (or deemed to be received) thereon. In addition, all or a portion of any loss recognized upon a disposition of shares of our common stock or preferred stock may be disallowed if other shares of our common stock or preferred stock are purchased (whether through reinvestment of distributions or otherwise) within 30 days before or after the disposition.

We will send to each of our U.S. stockholders, as promptly as possible after the end of each calendar year, a notice detailing, on a per share and per distribution basis, the amounts of such distributions includible in such U.S. stockholder's taxable income for such year as ordinary income and as long-term capital gain. In addition, the federal tax status of each year's distributions generally will be reported to the IRS. Distributions may also be subject to additional state, local and foreign taxes depending on a U.S. stockholder's particular situation.

Under applicable U.S. Treasury regulations, if a U.S. stockholder recognizes a loss with respect to our common stock or preferred stock of \$2 million or more for a non-corporate U.S. stockholder or \$10 million or more for a corporate U.S. stockholder in any single taxable year (or a greater loss over a combination of years), the U.S. stockholder must file with the IRS a disclosure statement on Form 8886. Direct U.S. stockholders of portfolio securities are in many cases excepted from this reporting requirement, but under current guidance, U.S. stockholders of a RIC are not excepted. Future guidance may extend the current exception from this reporting requirement to U.S. stockholders of most or all RICs. The fact that a loss is reportable under these regulations does not affect the legal determination of whether the taxpayer's treatment of the loss is proper. Significant monetary penalties apply to a failure to comply with this reporting requirement. States may also have a similar reporting requirement. U.S. stockholders should consult their own tax advisers to determine the applicability of these U.S. Treasury regulations in light of their individual circumstances.

We will be required in certain cases to backup withhold and remit to the U.S. Treasury a portion of qualified dividend income, ordinary income dividends and capital gain dividends, and the proceeds of redemption of shares, paid to any stockholder (a) who has provided either an incorrect tax identification number or no number at all, (b) whom the IRS subjects to backup withholding for failure to report the receipt of interest or dividend income properly or (c) who has failed to certify to us that it is not subject to backup withholding or that it is an "exempt recipient." Backup withholding is not an additional tax and any amounts withheld may be refunded or credited against a stockholder's federal income tax liability, provided the appropriate information is timely furnished to the IRS.

### ***Potential Limitation with Respect to Certain U.S. Stockholders on Deductions for Certain Fees and Expenses***

We expect to be treated as a "publicly offered regulated investment company" (within the meaning of Section 67 of the Code) as a result of shares of our common stock being treated as regularly traded on an established securities market. If we are not treated as such for any calendar year, then, for purposes of computing the taxable income of U.S. stockholders that are individuals, trusts or estates, (i) our earnings will be computed without taking into account such U.S. stockholders' allocable shares of the Management and Incentive Fees paid to our investment adviser and certain of our other expenses, (ii) each such U.S. stockholder will be treated as having received or accrued a dividend from us in the amount of such U.S. stockholder's allocable share of these fees and expenses for the calendar year, (iii) each such U.S. stockholder will be treated as having paid or incurred such U.S. stockholder's allocable share of these fees and expenses for the calendar year and (iv) each such

## [Table of Contents](#)

U.S. stockholder's allocable share of these fees and expenses will be treated as miscellaneous itemized deductions by such U.S. stockholder. In addition, we would be required to report the relevant income and expenses, including the Management Fee, on Form 1099-DIV. Miscellaneous itemized deductions generally are deductible by such U.S. stockholder only to the extent that the aggregate of such U.S. stockholder's miscellaneous itemized deductions exceeds 2% of such U.S. stockholder's adjusted gross income for U.S. federal income tax purposes, are not deductible for purposes of the alternative minimum tax and are subject to the overall limitation on itemized deductions under Section 67 of the Code.

### **Taxation of Tax-Exempt U.S. Stockholders**

A U.S. stockholder that is a tax-exempt organization for U.S. federal income tax purposes and therefore generally exempt from U.S. federal income taxation may nevertheless be subject to taxation to the extent that it is considered to derive unrelated business taxable income, or UBTI. The direct conduct by a tax-exempt U.S. stockholder of the activities that we propose to conduct could give rise to UBTI. However, a RIC is a corporation for U.S. federal income tax purposes and its business activities generally will not be attributed to its stockholders for purposes of determining their treatment under current law. Therefore, a tax-exempt U.S. stockholder will not be subject to U.S. taxation solely as a result of such stockholder's ownership of our shares and receipt of dividends that we pay. In addition, under current law, if we incur indebtedness, such indebtedness will not be attributed to portfolio investors in our stock. Therefore, a tax-exempt U.S. stockholder will not be treated as earning income from "debt-financed property" and dividends we pay will not be treated as "unrelated debt-financed income" solely as a result of indebtedness that we incur.

### **Taxation of Non-U.S. Stockholders**

Whether an investment in the shares of our common stock or preferred stock is appropriate for a Non-U.S. stockholder will depend upon that person's particular circumstances. An investment in the shares of our common stock or preferred stock by a Non-U.S. stockholder may have adverse tax consequences as compared to a direct investment in the assets in which we will invest. Non-U.S. stockholders should consult their tax advisors before investing in our common stock or preferred stock.

Distributions of our investment company taxable income that we pay to a Non-U.S. stockholder will be subject to U.S. withholding tax at a 30% rate to the extent of our current or accumulated earnings and profits unless (i) Congress enacts legislation extending pass-through treatment for dividends under the rules described below, and such stockholder could have received the underlying income free of tax; (ii) such stockholder qualifies for, and complies with the procedures for claiming, an exemption or reduced rate under an applicable income tax treaty; or (iii) such stockholder qualifies, and complies with the procedures for claiming, an exemption by reason of its status as a foreign government-related entity.

Non-U.S. stockholders generally are not subject to U.S. federal income tax on capital gains realized on the sale of our shares or on actual or deemed distributions of our net capital gains. If we distribute our net capital gains in the form of deemed rather than actual distributions, a Non-U.S. stockholder will be entitled to a U.S. federal income tax credit or tax refund equal to the stockholder's allocable share of the tax we pay on the capital gains deemed to have been distributed. To obtain the refund, the Non-U.S. stockholder must obtain a U.S. taxpayer identification number and file a U.S. federal income tax return, even if the Non-U.S. stockholder would not otherwise be required to obtain a U.S. taxpayer identification number or file a U.S. federal income tax return.

In recent years, Congress has renewed the pass-through rules under which certain dividend distributions by RICs derived from our "qualified net interest income" (generally, our U.S. source interest income, other than certain contingent interest and interest from obligations of a corporation or partnership in which we are at a least a 10% stockholder, reduced by expenses that are allocable to such income) or were paid in connection with our "qualified short-term capital gains" (generally, the excess of our net short-term capital gain over our net long-term capital loss for such taxable year) qualify for an exemption from U.S. withholding tax. The pass-through



## [Table of Contents](#)

rules expired for taxable years beginning after December 31, 2014. Further legislation is required to make the exemption available with respect to taxable years that commence after December 31, 2014. We cannot assure you that Congress will enact an extension or that any such extension will apply to all dividends that we distribute with respect to taxable years commencing after December 31, 2014. If Congress does extend the exemption, dividends that we designate as “interest-related dividends” or “short-term capital gain dividends” generally will be exempt from U.S. withholding tax if the underlying income is U.S.-source and the Non-U.S. stockholder could have received the underlying income free of tax. If the exemption is not extended, some Non-U.S. stockholders may qualify for a reduced rate of U.S. withholding tax under an applicable tax treaty or for an exemption from U.S. withholding tax by reason of their status as a foreign sovereign or under special treaty provisions for certain foreign pension funds. Prospective investors should consult their own advisers regarding the potential implications of a failure to extend the U.S. withholding tax exemption in light of their particular circumstances, and regarding their eligibility for a reduced rate or exemption as described above.

To qualify for an exemption or reduced rate of U.S. withholding tax (under a treaty, by reason of an exemption for sovereign investors, or under the rules applicable to interest-related dividends or short-term capital gain dividends), a Non-U.S. stockholder must comply with the U.S. tax certification requirements described below. A Non-U.S. stockholder must deliver to the applicable withholding agent and maintain in effect a valid IRS Form W-8BEN-E or other applicable tax certification establishing its entitlement to the exemption or reduced rate, or otherwise establishing an exemption from backup withholding.

We have adopted a dividend reinvestment plan that will allow stockholders to elect to receive dividends in the form of additional shares instead of in cash. If a Non-U.S. stockholder reinvests dividends in additional shares, such Non-U.S. stockholder will be treated as if it had received a distribution in the amount of cash that it would have received if it had not made the election. If the distribution is a distribution of our investment company taxable income and is not designated by us as a short-term capital gain dividend or interest-related dividend, if applicable, the amount distributed (to the extent of our current or accumulated earnings and profits) will be subject to withholding of U.S. federal income tax at a 30% rate (or lower rate provided by an applicable income tax treaty) and only the net after-tax amount will be reinvested in our common stock. The Non-U.S. stockholder will have an adjusted tax basis in the additional shares of our common stock purchased through the dividend reinvestment plan equal to the amount of the reinvested distribution. The additional shares will have a new holding period commencing on the day following the day on which the shares are credited to the Non-U.S. stockholder’s account.

In the case of distributions made on or after July 1, 2014, and in the case of gross proceeds from the sale or other of shares of our common stock or preferred stock paid on or after January 1, 2017, additional requirements will apply to Non-U.S. stockholders that are considered for U.S. federal income tax purposes to be a foreign financial institution or non-financial foreign entity, as well as to Non-U.S. stockholders that hold their shares through such an institution or entity. In general, an exemption from U.S. withholding tax will be available only if the foreign financial institution has entered into an agreement with the U.S. government, or under certain intergovernmental agreements collects and provides to the U.S. tax authorities information about its accountholders (including certain investors in such institution) and if the non-financial foreign entity has provided the withholding agent with a certification identifying certain of its direct and indirect U.S. owners. Any U.S. taxes withheld pursuant to the aforementioned requirements from distributions paid to affected Non-U.S. stockholders who are otherwise eligible for an exemption from, or reduction of, U.S. federal withholding taxes on such distributions may only be reclaimed by such Non-U.S. stockholders by timely filing a U.S. tax return with the IRS to claim the benefit of such exemption or reduction.

A RIC is a corporation for U.S. federal income tax purposes. Under current law, a Non-U.S. stockholder will not be considered to be engaged in the conduct of a business in the United States solely by reason of its ownership in a RIC.

## [Table of Contents](#)

Non-U.S. stockholders should consult their own tax advisors with respect to the U.S. federal income tax and withholding tax, and state, local and foreign tax consequences of an investment in the shares of our common stock or preferred stock.

U.S. information reporting requirements will apply and backup withholding will not apply to dividends paid on our shares to a Non-U.S. stockholder, provided the Non-U.S. stockholder provides to the applicable withholding agent a Form W-8BEN-E (or satisfies certain documentary evidence requirements for establishing that it is not a United States person) or otherwise establishes an exemption. Similarly, information reporting requirements (but not backup withholding) will apply to a payment of the proceeds of a sale of our shares effected outside the United States by a foreign office of a broker if the broker (i) is a United States person, (ii) derives 50% or more of its gross income for certain periods from the conduct of a trade or business in the United States, (iii) is a “controlled foreign corporation” as to the United States, or (iv) is a foreign partnership that, at any time during its taxable year is more than 50% (by income or capital interest) owned by United States persons or is engaged in the conduct of a U.S. trade or business, unless in any such case the broker has documentary evidence in its records that the holder is a Non-U.S. stockholder and certain conditions are met, or such holder otherwise establishes an exemption. Payment by a United States office of a broker of the proceeds of a sale of our shares will be subject to both backup withholding and information reporting unless the Non-U.S. stockholder certifies its status that it is not a United States person under penalties of perjury or otherwise establishes an exemption. Backup withholding is not an additional tax. Any amounts withheld from payments made to a Non-U.S. stockholder may be refunded or credited against such stockholder’s U.S. federal income tax liability, if any, provided that the required information is timely furnished to the IRS.

## DESCRIPTION OF OUR SECURITIES

This prospectus contains a summary of our common stock, preferred stock, subscription rights, debt securities and warrants. These summaries are not meant to be a complete description of each security. However, this prospectus and the accompanying prospectus supplement will describe the terms and conditions for each security.

### DESCRIPTION OF OUR CAPITAL STOCK

The following description is based on relevant portions of the DGCL and on our certificate of incorporation and bylaws. This summary is not necessarily complete, and we refer you to the DGCL and our certificate of incorporation and bylaws for a more detailed description of the provisions summarized below.

#### Capital Stock

Under the terms of our certificate of incorporation, which was adopted on March 8, 2011 and amended on March 10, 2014, our authorized capital stock consists of 400,000,000 shares of common stock, par value \$0.01 per share, of which 54,001,289 shares are outstanding as of May 7, 2015, and 100,000,000 shares of preferred stock, par value \$0.01 per share, of which no shares are outstanding as of May 7, 2015.

On December 3, 2013, our Board approved a stock split in the form of a stock dividend pursuant to which our stockholders of record as of December 4, 2013 received 65.676 additional shares of common stock for each share of common stock held. We distributed the shares on December 5, 2013 and paid cash for fractional shares without interest or deduction. We have retroactively applied the effect of the stock split to the financial information presented in this prospectus by multiplying numbers of shares outstanding by 66.676 and dividing per share amounts by 66.676.

Our common stock is listed on the NYSE under the symbol "TSLX." There are no outstanding options or warrants to purchase our stock. No stock has been authorized for issuance under any equity compensation plans. Under Delaware law, our stockholders generally are not personally liable for our debts or obligations.

The following presents our outstanding classes of securities as of May 7, 2015:

<u>Title of Class</u>	<u>Amount Authorized</u>	<u>Amount Held by Us or for Our Account</u>	<u>Amount Outstanding Exclusive of Amount Held by Us or for Our Account</u>
Common Stock	400,000,000	999	54,001,289

Prior to our IPO, we conducted private offerings of our common stock to investors in reliance on the exemptions from the registration requirements of the Securities Act. At the closing of each private offering, investors made capital commitments to purchase our common stock from time to time at net asset value. On January 31, 2013, we reached a \$1.5 billion cap on private offering commitments agreed to with our pre-IPO investors, which included a \$100 million capital commitment by our Adviser. Our pre-IPO investors' obligations to purchase additional shares from the undrawn portion of their capital commitments terminated upon the completion of the IPO.

#### Common Stock

Under the terms of our certificate of incorporation, holders of common stock are entitled to one vote for each share held on all matters submitted to a vote of stockholders, and holders of common stock do not have cumulative voting rights. Accordingly, subject to the rights of any outstanding preferred stock, holders of a

## [Table of Contents](#)

majority of the shares of common stock entitled to vote in any election of directors may elect all of the directors standing for election. Holders of common stock are entitled to receive proportionately any dividends declared by our Board, subject to any preferential dividend rights of outstanding preferred stock. Upon our liquidation, dissolution or winding up, the holders of common stock will be entitled to receive ratably our net assets available after the payment of all debts and other liabilities and will be subject to the prior rights of any outstanding preferred stock. Holders of common stock have no redemption or conversion rights. The rights, preferences and privileges of holders of common stock are subject to the rights of the holders of any series of preferred stock that we may designate and issue in the future. In addition, holders of our common stock may participate in our dividend reinvestment plan.

### **Preferred Stock**

Under the terms of our certificate of incorporation, our Board is authorized to issue shares of preferred stock in one or more series without stockholder approval. See “Description of Our Preferred Stock.”

The purpose of authorizing our Board to issue preferred stock and determine its rights and preferences is to eliminate delays associated with a stockholder vote on specific issuances. The issuance of preferred stock, while providing desirable flexibility in connection with providing leverage for our investment program, possible acquisitions and other corporate purposes, could make it more difficult for a third party to acquire, or could discourage a third party from acquiring, a majority of our outstanding voting stock.

### **Limitation on Liability of Directors and Officers; Indemnification and Advance of Expenses**

Our certification of incorporation limits our directors’ liability to the fullest extent permitted under Delaware corporate law and the 1940 Act. Specifically, our directors will not be personally liable to us or our stockholders for any breach of fiduciary duty as a director, except for any liability:

- (i) for any breach of the director’s duty of loyalty to us or our stockholders,
- (ii) for acts or omissions not in good faith or which involve willful misconduct, gross negligence, bad faith, reckless disregard or a knowing violation of law,
- (iii) under Section 174 of the DGCL, which relates to unlawful payment of dividends or unlawful stock purchases or redemptions, or
- (iv) for any transaction from which the director derived an improper personal benefit.

If the DGCL is amended to permit further elimination or limitation of the personal liability of directors, then the liability of our directors will be eliminated or limited to the fullest extent permitted by the DGCL. So long as we are registered or regulated under the 1940 Act, any limitation of liability of our directors and officers as described above is limited to the extent prohibited by the 1940 Act or by any valid rule, regulation or order of the SEC.

Section 145 of the DGCL allows for the indemnification of officers, directors, and any corporate agents in terms sufficiently broad to indemnify such person under certain circumstances for liabilities, including reimbursement for expenses, incurred arising under the Securities Act. Our certificate of incorporation and bylaws provide that we will indemnify our directors and officers to the fullest extent authorized or permitted by law and this right to indemnification will continue as to a person who has ceased to be a director or officer and will inure to the benefit of his or her heirs, executors and personal and legal representatives; however, for proceedings to enforce rights to indemnification, we are not obligated to indemnify any director or officer (or his or her heirs, executors or personal or legal representatives) in connection with a proceeding (or part thereof) initiated by such person unless that proceeding (or part thereof) was authorized or consented to by the Board. The right to indemnification includes the right to be paid by us the expenses incurred in defending or otherwise participating in any proceeding in advance of its final disposition.

## [Table of Contents](#)

Our obligation to provide indemnification and advancement of expenses is subject to the requirements of the 1940 Act and Investment Company Act Release No. 11330, which, among other things, preclude indemnification for any liability (whether or not there is an adjudication of liability or the matter has been settled) arising by reason of willful misfeasance, bad faith, gross negligence, or reckless disregard of duties, and require reasonable and fair means for determining whether indemnification will be made.

In addition, we have entered into indemnification agreements with our directors and officers that provide for a contractual right to indemnification to the fullest extent permitted by the DGCL. A form of the indemnification agreement has been filed as an exhibit to the registration statement of which this prospectus is a part.

We may, to the extent authorized from time to time by the Board, provide rights to indemnification and to the advancement of expenses to our employees and agents similar to those conferred to our directors and officers. The rights to indemnification and to the advancement of expenses are subject to the requirements of the 1940 Act to the extent applicable. Any repeal or modification of our certificate of incorporation by our stockholders will not adversely affect any rights to indemnification and to the advancement of expenses of a director or officer existing at the time of the repeal or modification with respect to any acts or omissions occurring prior to the repeal or modification.

Under the Investment Advisory Agreement, we have, to the extent permitted by applicable law, indemnified the Adviser and certain of its affiliates, as described under “Management and Other Agreements—Investment Advisory Agreement; Administration Agreement; License Agreement.”

### **Anti-Takeover Provisions**

The following summary outlines certain provisions of Delaware law and our certificate of incorporation regarding anti-takeover provisions. These provisions could have the effect of limiting the ability of other entities or persons to acquire control of us by means of a tender offer, proxy contest or otherwise, or to change the composition of our Board. These provisions are expected to discourage certain coercive takeover practices and inadequate takeover bids and to encourage persons seeking to acquire control of us to negotiate first with our Board. These measures, however, may delay, defer or prevent a transaction or a change in control that might otherwise be in the best interests of our stockholders and could have the effect of depriving stockholders of an opportunity to sell their shares at a premium over prevailing market prices. These attempts could also have the effect of increasing our expenses and disrupting our normal operation. We believe, however, that the benefits of these provisions outweigh the potential disadvantages of discouraging acquisition proposals because the negotiation of the proposals may improve their terms.

We are subject to the provisions of Section 203 of the DGCL. In general, the statute prohibits a publicly held Delaware corporation from engaging in a “business combination” with “interested stockholders” for a period of three years after the date of the transaction in which the person became an interested stockholder, unless the business combination is approved in a prescribed manner. A “business combination” includes certain mergers, asset sales and other transactions resulting in a financial benefit to the interested stockholder. Subject to exceptions (including an exception for our Adviser and certain of its affiliates), an “interested stockholder” with which business combinations may be restricted is a person that, together with its affiliates and associates, owns, or is an affiliate or associate of the corporation and within the prior three years did own, 15% or more of the corporation’s voting stock.

Our certificate of incorporation and bylaws provide that:

- the Board be divided into three classes, as nearly equal in size as possible, with staggered three-year terms (and the number of directors shall not be fewer than four or greater than nine);
- directors may be removed only for cause by the affirmative vote of 75% of the holders of our capital stock then outstanding and entitled to vote in the election of directors, voting together as a single class; and

## [Table of Contents](#)

- subject to the rights of any holders of preferred stock, any vacancy on the Board, however the vacancy occurs, including a vacancy due to an enlargement of the Board, may only be filled by vote of a majority of the directors then in office. The Board has delegated the power to fill vacancies to the Nominating and Corporate Governance Committee.

The classification of our Board and the limitations on removal of directors and filling of vacancies could have the effect of making it more difficult for a third party to acquire us, or of discouraging a third party from acquiring us. We believe, however, that the longer time required to elect a majority of a classified board of directors helps to ensure the continuity and stability of our management and policies.

Our bylaws also provide that:

- any action required or permitted to be taken by the stockholders at an annual meeting or special meeting of stockholders may only be taken if it is properly brought before such meeting; and
- special meetings of the stockholders may only be called by our Board, Chairman, or a Chief Executive Officer.

Our bylaws provide that for nominations and any other matters to be considered “properly brought” before a meeting, a stockholder must comply with requirements regarding advance notice to us. The purpose of requiring stockholders to give us advance notice of nominations and other business is to afford our Nominating and Corporate Governance Committee a meaningful opportunity to consider the qualifications of the proposed nominees and the advisability of any other proposed business and, to the extent deemed necessary or desirable by our Board, to inform stockholders and make recommendations about such qualifications or business, as well as to provide a more orderly procedure for conducting meetings of stockholders. Our certificate of incorporation further provides that stockholders may not take action by written consent in lieu of a meeting. These provisions may discourage another person or entity from making a tender offer for our common stock, because such person or entity, even if it acquired a majority of our outstanding voting securities, would be able to take action as a stockholder (such as electing new directors or approving a merger) only at a duly called stockholders’ meeting, and not by written consent.

The DGCL provides generally that the affirmative vote of a majority of the shares entitled to vote on any matter is required to amend a corporation’s certificate of incorporation or bylaws, unless a corporation’s certificate of incorporation or bylaws requires a greater percentage. Our certificate of incorporation requires the affirmative vote of at least 75% of the holders of our capital stock then outstanding and entitled to vote in the election of directors, voting together as a single class, to amend certain specified provisions of the certificate relating to our Board, limitation of liability, indemnification procedures, and amendments to our certificate of incorporation.

Our certificate of incorporation permits our Board to amend or repeal our bylaws. Our bylaws generally can be amended or repealed by approval of at least 75% of the total number of authorized directors then in office. Additionally, our stockholders have the power to adopt, amend or repeal our bylaws, upon the affirmative vote of at least 75% of the holders of our capital stock then outstanding and entitled to vote on any matter.

A director may be removed from office, but only for cause and at a meeting called for that purpose, by the affirmative vote of 75% of the holders of our capital stock then outstanding and entitled to vote in the election of directors, voting together as a single class.

In addition, our certificate of incorporation requires the favorable vote of a majority of our Board followed by the favorable vote of the holders of at least 75% of our outstanding shares of common stock, to approve, adopt or authorize certain transactions with 10% or greater holders of our outstanding common stock and their affiliates or associates, unless the transaction has been approved by at least 80% of our Board, in which case approval by “a majority of the outstanding voting securities” (as defined in the 1940 Act) will be required. For purposes of

## [Table of Contents](#)

these provisions, a 10% or greater holder of our outstanding common stock, or a principal stockholder, refers to any person who, whether directly or indirectly and whether alone or together with its affiliates and associates, beneficially owns 10% or more of the outstanding shares of our common stock.

The 10% holder transactions subject to these special approval requirements are:

- the merger or consolidation of us or any subsidiary of ours with or into any principal stockholder;
- the issuance of any of our securities to any principal stockholder for cash, except pursuant to any automatic dividend reinvestment plan or the exercise of any preemptive rights granted in our certificate of incorporation (which are no longer applicable following our IPO) or pursuant to any subscription agreement by and among us, the Adviser and such principal stockholder entered into prior to our IPO;
- the sale, lease or exchange of all or any substantial part of our assets to any principal stockholder, except assets having an aggregate fair market value of less than 5% of our total assets, aggregating for the purpose of this computation all assets sold, leased or exchanged in any series of similar transactions within a twelve-month period; and
- the sale, lease or exchange to us or any subsidiary of ours, in exchange for our securities, of any assets of any principal stockholder, except assets having an aggregate fair market value of less than 5% of our total assets, aggregating for purposes of this computation all assets sold, leased or exchanged in any series of similar transactions within a twelve-month period.

To convert us to an open-end investment company, to merge or consolidate us with any entity in a transaction as a result of which the governing documents of the surviving entity do not contain substantially the same anti-takeover provisions as are provided in our certificate of incorporation, to liquidate and dissolve us or to amend any of the provisions discussed herein, our certificate of incorporation requires the favorable vote of at least 80% of the holders of our common stock then outstanding, or the approval of a majority of the continuing directors and at least 75% of the holders of our capital stock then outstanding entitled to vote in the election of directors, voting together as a single class. If approved in the foregoing manner, our conversion to an open-end investment company could not occur until 90 days after the stockholders' meeting at which the conversion was approved and would also require at least 30 days' prior notice to all stockholders. As part of the conversion to an open-end investment company, substantially all of our investment policies and strategies and portfolio would have to be modified to assure the degree of portfolio liquidity required for open-end investment companies. In the event of conversion, the common shares would cease to be listed on any national securities exchange or market system. Stockholders of an open-end investment company may require the company to redeem their shares at any time, except in certain circumstances as authorized by or under the 1940 Act, at their net asset value, less such redemption charge, if any, as might be in effect at the time of a redemption. You should assume that it is not likely that our Board would vote to convert us to an open-end fund.

The 1940 Act defines "a majority of the outstanding voting securities" as the lesser of:

- 67% or more of the company's voting stock present at a meeting if more than 50% of the outstanding voting securities of the company are present or represented by proxy; and
- more than 50% of the outstanding voting securities of the company.

For the purposes of calculating "a majority of the outstanding voting securities" under our certificate of incorporation, each class and series of our shares will vote together as a single class, except to the extent required by the 1940 Act or our certificate of incorporation, with respect to any class or series of shares. If a separate class vote is required, the applicable proportion of shares of the class or series, voting as a separate class or series, also will be required.

Our Board has determined that provisions with respect to the Board and the stockholder voting requirements described above, which voting requirements are greater than the minimum requirements under Delaware law or the 1940 Act, are in the best interest of stockholders generally.

## DESCRIPTION OF OUR PREFERRED STOCK

In addition to shares of common stock, we have 100,000,000 shares of preferred stock authorized, par value \$0.01 per share, of which no shares are currently outstanding. If we offer preferred stock under this prospectus, we will issue an appropriate prospectus supplement. We may issue preferred stock from time to time in one or more classes or series, without stockholder approval. Prior to issuance of shares of each class or series, our Board is required by Delaware law and by our certificate of incorporation to set the terms, preferences, conversion or other rights, voting powers, restrictions, limitations as to dividends or other distributions, qualifications and terms or conditions of redemption for each class or series. Any such issuance must adhere to the requirements of the 1940 Act, Delaware law and any other limitations imposed by law.

The Board has discretion to establish the number of shares to be included in each series and to fix the voting powers (if any), designations, powers, preferences, and relative, participating, optional or other rights, if any, of the shares of each series, and any qualifications, limitations, or restrictions. The 1940 Act limits our flexibility as to certain rights and preferences of the preferred stock under our certificate of incorporation. In particular, every share of stock issued by a BDC must be voting stock and have equal voting rights with every other outstanding class of voting stock, except to the extent that the stock satisfies the requirements for being treated as a senior security, which requires, among other things, that:

- immediately after issuance and before any distribution is made with respect to common stock, we must meet a coverage ratio of total assets (less total liabilities other than indebtedness) to total indebtedness plus preferred stock, of at least 200%; and
- the holders of shares of preferred stock must be entitled as a class to elect two directors at all times and to elect a majority of the directors if and for so long as dividends on the preferred stock are unpaid in an amount equal to two full years of dividends on the preferred stock.

The features of the preferred stock are further limited by the requirements applicable to RICs under the Code.

For any series of preferred stock that we may issue, our Board will determine and the amendment to our certificate of incorporation and the prospectus supplement relating to such series will describe:

- the designation and number of shares of such series;
- the rate and time at which, and the preferences and conditions under which, any dividends will be paid on shares of such series, as well as whether such dividends are participating or non-participating;
- any provisions relating to convertibility or exchangeability of the shares of such series, including adjustments to the conversion price of such series;
- the rights and preferences, if any, of holders of shares of such series upon our liquidation, dissolution or winding up of our affairs;
- the voting powers, if any, of the holders of shares of such series;
- any provisions relating to the redemption of the shares of such series;
- any limitations on our ability to pay dividends or make distributions on, or acquire or redeem, other securities while shares of such series are outstanding;
- any conditions or restrictions on our ability to issue additional shares of such series or other securities;
- if applicable, a discussion of certain U.S. federal income tax considerations; and
- any other relative powers, preferences and participating, optional or special rights of shares of such series, and the qualifications, limitations or restrictions thereof.

All shares of preferred stock that we may issue will be identical and of equal rank except as to the particular terms thereof that may be fixed by our Board. All shares of each series of preferred stock will differ only as to the dates from which dividends, if any, thereon will be cumulative.



## DESCRIPTION OF OUR SUBSCRIPTION RIGHTS

We may issue subscription rights to our stockholders to purchase common stock. Subscription rights may be issued independently or together with any other offered security and may or may not be transferable by the person purchasing or receiving the subscription rights. In connection with a subscription rights offering to our stockholders, we would distribute certificates evidencing the subscription rights and a prospectus supplement to our stockholders on the record date that we set for receiving subscription rights in such subscription rights offering.

The applicable prospectus supplement would describe the following terms of subscription rights in respect of which this prospectus is being delivered:

- the period of time the offering would remain open (which shall be open a minimum number of days such that all record holders would be eligible to participate in the offering and shall not be open longer than 120 days);
- the title of such subscription rights;
- the exercise price for such subscription rights (or method of calculation thereof);
- the ratio of the offering (which, in the case of transferable rights, will require a minimum of three shares to be held of record before a person is entitled to purchase an additional share);
- the number of such subscription rights issued to each stockholder;
- the extent to which such subscription rights are transferable and the market on which they may be traded if they are transferable;
- if applicable, a discussion of certain U.S. federal income tax considerations applicable to the issuance or exercise of such subscription rights;
- the date on which the right to exercise such subscription rights shall commence, and the date on which such right shall expire (subject to any extension);
- the extent to which such subscription rights include an over-subscription privilege with respect to unsubscribed securities and the terms of such over-subscription privilege;
- any termination right we may have in connection with such subscription rights offering; and
- any other terms of such subscription rights, including exercise, settlement and other procedures and limitations relating to the transfer and exercise of such subscription rights.

### Exercise of Subscription Rights

Each subscription right would entitle the holder of the subscription right to purchase for cash such amount of shares of common stock at such exercise price as shall in each case be set forth in, or be determinable as set forth in, the prospectus supplement relating to the subscription rights offered thereby. Subscription rights may be exercised at any time up to the close of business on the expiration date for such subscription rights set forth in the prospectus supplement. After the close of business on the expiration date, all unexercised subscription rights would become void.

Subscription rights may be exercised as set forth in the prospectus supplement relating to the subscription rights offered thereby. Upon receipt of payment and the subscription rights certificate properly completed and duly executed at the corporate trust office of the subscription rights agent or any other office indicated in the prospectus supplement we will forward, as soon as practicable, the shares of common stock purchasable upon such exercise. To the extent permissible under applicable law, we may determine to offer any unsubscribed offered securities directly to persons other than stockholders, to or through agents, underwriters or dealers or through a combination of such methods, as set forth in the applicable prospectus supplement.

**Dilutive Effects**

Any stockholder who chooses not to participate in a rights offering should expect to own a smaller interest in us upon completion of such rights offering. Any rights offering will dilute the ownership interest and voting power of stockholders who do not fully exercise their subscription rights. Further, because the net proceeds per share from any rights offering may be lower than our then current net asset value per share, the rights offering may reduce our net asset value per share. The amount of dilution that a stockholder will experience could be substantial, particularly to the extent we engage in multiple rights offerings within a limited time period. In addition, the market price of our common stock could be adversely affected while a rights offering is ongoing as a result of the possibility that a significant number of additional shares may be issued upon completion of such rights offering. All of our stockholders will also indirectly bear the expenses associated with any rights offering we may conduct, regardless of whether they elect to exercise any rights.

## DESCRIPTION OF OUR WARRANTS

The following is a general description of the terms of the warrants we may issue from time to time. Particular terms of any warrants we offer will be described in the prospectus supplement relating to such warrants.

We may issue warrants to purchase shares of our common stock, preferred stock or debt securities. Such warrants may be issued independently or together with common stock, preferred stock or debt securities and may be attached or separate from such securities. We will issue each series of warrants under a separate warrant agreement to be entered into between us and a warrant agent. The warrant agent will act solely as our agent and will not assume any obligation or relationship of agency for or with holders or beneficial owners of warrants.

A prospectus supplement will describe the particular terms of any series of warrants we may issue, including the following:

- the title of such warrants;
- the aggregate number of such warrants;
- the price or prices at which such warrants will be issued;
- the currency or currencies, including composite currencies, in which the price of such warrants may be payable;
- if applicable, the designation and terms of the securities with which the warrants are issued and the number of warrants issued with each such security or each principal amount of such security;
- in the case of warrants to purchase debt securities, the principal amount of debt securities purchasable upon exercise of one warrant and the price at which and the currency or currencies, including composite currencies, in which this principal amount of debt securities may be purchased upon such exercise;
- in the case of warrants to purchase common stock or preferred stock, the number of shares of common stock or preferred stock, as the case may be, purchasable upon exercise of one warrant and the price at which and the currency or currencies, including composite currencies, in which these shares may be purchased upon such exercise;
- the date on which the right to exercise such warrants shall commence and the date on which such right will expire;
- whether such warrants will be issued in registered form or bearer form;
- if applicable, the minimum or maximum amount of such warrants which may be exercised at any one time;
- if applicable, the date on and after which such warrants and the related securities will be separately transferable;
- information with respect to book-entry procedures, if any;
- the terms of the securities issuable upon exercise of the warrants;
- if applicable, a discussion of certain U.S. federal income tax considerations; and
- any other terms of such warrants, including terms, procedures and limitations relating to the exchange and exercise of such warrants.

## [Table of Contents](#)

We and the warrant agent may amend or supplement the warrant agreement for a series of warrants without the consent of the holders of the warrants issued thereunder to effect changes that are not inconsistent with the provisions of the warrants and that do not materially and adversely affect the interests of the holders of the warrants.

Prior to exercising their warrants, holders of warrants will not have any of the rights of holders of the securities purchasable upon such exercise, including, in the case of warrants to purchase debt securities, the right to receive principal, premium, if any, or interest payments, on the debt securities purchasable upon exercise or to enforce covenants in the applicable indenture or, in the case of warrants to purchase common stock or preferred stock, the right to receive dividends, if any, or payments upon our liquidation, dissolution or winding up or to exercise any voting rights.

Under the 1940 Act, we may generally only offer warrants provided that (1) the warrants expire by their terms within ten years; (2) the exercise or conversion price is not less than the current market value at the date of issuance; (3) our stockholders authorize the proposal to issue such warrants, and our Board approves such issuance on the basis that the issuance is in the best interests of us and our stockholders; and (4) if the warrants are accompanied by other securities, the warrants are not separately transferable unless no class of such warrants and the securities accompanying them has been publicly distributed. The 1940 Act also provides that the amount of our voting securities that would result from the exercise of all outstanding warrants, as well as options and rights, at the time of issuance may not exceed 25% of our outstanding voting securities.

## DESCRIPTION OF OUR DEBT SECURITIES

We may issue debt securities in one or more series. The specific terms of each series of debt securities will be described in the particular prospectus supplement relating to that series. The prospectus supplement may or may not modify the general terms found in this prospectus and will be filed with the SEC. For a complete description of the terms of a particular series of debt securities, you should read both this prospectus and the prospectus supplement relating to that particular series.

As required by federal law for all bonds and notes of companies that are publicly offered, the debt securities are governed by a document called an “indenture.” An indenture is a contract between us and a financial institution acting as trustee on your behalf, and is subject to and governed by the Trust Indenture Act of 1939, as amended. The trustee has two main roles. First, the trustee can enforce your rights against us if we default. There are some limitations on the extent to which the trustee acts on your behalf, described in the second paragraph under “—Events of Default—Remedies If an Event of Default Occurs.” Second, the trustee performs certain administrative duties for us.

Because this section is a summary, it does not describe every aspect of the debt securities and the indenture. We urge you to read the indenture because it, and not this description, defines your rights as a holder of debt securities. For example, in this section, we use capitalized words to signify terms that are specifically defined in the indenture. Some of the definitions are repeated in this prospectus, but for the rest you will need to read the indenture. A copy of the form of indenture is attached as an exhibit to the registration statement of which this prospectus is a part. See “Available Information” for information on how to obtain a copy of the indenture.

The prospectus supplement, which will accompany this prospectus, will describe the particular series of debt securities being offered, including, among other things:

- the designation or title of the series of debt securities;
- the total principal amount of the series of debt securities;
- the percentage of the principal amount at which the series of debt securities will be offered;
- the date or dates on which principal will be payable;
- the rate or rates (which may be either fixed or variable) and/or the method of determining such rate or rates of interest, if any;
- the date or dates from which any interest will accrue, or the method of determining such date or dates, and the date or dates on which any interest will be payable;
- whether any interest may be paid by issuing additional securities of the same series in lieu of cash (and the terms upon which any such interest may be paid by issuing additional securities);
- the terms for redemption, extension or early repayment, if any;
- the currencies in which the series of debt securities are issued and payable;
- whether the amount of payments of principal, premium or interest, if any, on a series of debt securities will be determined with reference to an index, formula or other method (which could be based on one or more currencies, commodities, equity indices or other indices) and how these amounts will be determined;
- the place or places, if any, other than or in addition to the Borough of Manhattan in the City of New York, of payment, transfer, conversion and/or exchange of the debt securities;
- the denominations in which the offered debt securities will be issued (if other than \$1,000 and any integral multiple thereof);

## Table of Contents

- the provision for any sinking fund;
- any restrictive covenants;
- any Events of Default;
- whether the series of debt securities is issuable in certificated form;
- any provisions for defeasance or covenant defeasance;
- any special federal income tax implications, including, if applicable, U.S. federal income tax considerations relating to original issue discount;
- whether and under what circumstances we will pay additional amounts in respect of any tax, assessment or governmental charge and, if so, whether we will have the option to redeem the debt securities rather than pay the additional amounts (and the terms of this option);
- any provisions for convertibility or exchangeability of the debt securities into or for any other securities;
- whether the debt securities are subject to subordination and the terms of such subordination;
- whether the debt securities are secured and the terms of any security interest;
- the listing, if any, on a securities exchange; and
- any other terms.

The debt securities may be secured or unsecured obligations. Unless the prospectus supplement states otherwise, principal (and premium, if any) and interest, if any, will be paid by us in immediately available funds.

We are permitted, under specified conditions, to issue multiple classes of indebtedness and one class of shares senior to our common stock if our asset coverage, calculated pursuant to the 1940 Act, is at least equal to 200% immediately after each such issuance. In addition, while any indebtedness and senior securities remain outstanding, we must make provisions to prohibit the distribution to our stockholders or the repurchase of such indebtedness or securities unless we meet the applicable asset coverage ratios at the time of the distribution or repurchase. Specifically, we may be precluded from declaring dividends or repurchasing shares of our common stock unless our asset coverage is at least 200%. We may also borrow amounts up to 5% of the value of our total assets for temporary or emergency purposes without regard to asset coverage. For a discussion of the risks associated with leverage, see “Risk Factors—Risks Relating to Our Business and Structure—Regulations governing our operation as a BDC affect our ability to, and the way in which we, raise additional capital.”

### **General**

The indenture provides that any debt securities proposed to be sold under this prospectus and the accompanying prospectus supplement (“offered debt securities”) and any debt securities issuable upon the exercise of warrants or upon conversion or exchange of other offered securities (“underlying debt securities”), may be issued under the indenture in one or more series.

For purposes of this prospectus, any reference to the payment of principal of, or premium or interest, if any, on, debt securities will include additional amounts if required by the terms of the debt securities.

The indenture does not limit the amount of debt securities that may be issued thereunder from time to time. Debt securities issued under the indenture, when a single trustee is acting for all debt securities issued under the indenture, are called the “indenture securities.” The indenture also provides that there may be more than one trustee thereunder, each with respect to one or more different series of indenture securities. See “—Resignation of Trustee” below. At a time when two or more trustees are acting under the indenture, each with respect to only

## [Table of Contents](#)

certain series, the term “indenture securities” means the one or more series of debt securities with respect to which each respective trustee is acting. In the event that there is more than one trustee under the indenture, the powers and trust obligations of each trustee described in this prospectus will extend only to the one or more series of indenture securities for which it is trustee. If two or more trustees are acting under the indenture, then the indenture securities for which each trustee is acting would be treated as if issued under separate indentures.

The indenture does not contain any provisions that give you protection in the event we issue a large amount of debt or we are acquired by another entity.

We refer you to the prospectus supplement for information with respect to any deletions from, modifications of or additions to the Events of Default or our covenants that are described below, including any addition of a covenant or other provision providing event risk or similar protection.

We have the ability to issue indenture securities with terms different from those of indenture securities previously issued and, without the consent of the holders thereof, to reopen a previous issue of a series of indenture securities and issue additional indenture securities of that series unless the reopening was restricted when that series was created.

We expect that we will usually issue debt securities in book-entry only form represented by global securities.

### **Conversion and Exchange**

If any debt securities are convertible into or exchangeable for other securities, the prospectus supplement will explain the terms and conditions of the conversion or exchange, including the conversion price or exchange ratio (or the calculation method), the conversion or exchange period (or how the period will be determined), if conversion or exchange will be mandatory or at the option of the holder or us, provisions for adjusting the conversion price or the exchange ratio and provisions affecting conversion or exchange in the event of the redemption of the underlying debt securities. These terms may also include provisions under which the number or amount of other securities to be received by the holders of the debt securities upon conversion or exchange would be calculated according to the market price of the other securities as of a time stated in the prospectus supplement.

### **Payment and Paying Agents**

We will pay interest to the person listed in the applicable trustee’s records as the owner of the debt security at the close of business on a particular day in advance of each due date for interest, even if that person no longer owns the debt security on the interest due date. That day, usually about two weeks in advance of the interest due date, is called the “record date.” Because we will pay all the interest for an interest period to the holders on the record date, holders buying and selling debt securities must work out between themselves the appropriate purchase price. The most common manner is to adjust the sales price of the debt securities to prorate interest fairly between buyer and seller based on their respective ownership periods within the particular interest period. This prorated interest amount is called “accrued interest.”

### **Payments on Global Securities**

We will make payments on a global security in accordance with the applicable policies of the depositary as in effect from time to time. Under those policies, we will make payments directly to the depositary, or its nominee, and not to any indirect holders who own beneficial interests in the global security. An indirect holder’s right to those payments will be governed by the rules and practices of the depositary and its participants.

### **Payments on Certificated Securities**

We will make payments on a certificated debt security as follows. We will pay interest that is due on an interest payment date by check mailed on the interest payment date to the holder at his or her address shown on the trustee's records as of the close of business on the regular record date. We will make all payments of principal and premium, if any, by check at the office of the applicable trustee in New York, NY and/or at other offices that may be specified in the prospectus supplement or in a notice to holders against surrender of the debt security.

Alternatively, if the holder asks us to do so, we will pay any amount that becomes due on the debt security by wire transfer of immediately available funds to an account at a bank in New York City, on the due date. To request payment by wire, the holder must give the applicable trustee or other paying agent appropriate transfer instructions at least 15 business days before the requested wire payment is due. In the case of any interest payment due on an interest payment date, the instructions must be given by the person who is the holder on the relevant regular record date. Any wire instructions, once properly given, will remain in effect unless and until new instructions are given in the manner described above.

### **Payment When Offices Are Closed**

Except as otherwise indicated in the applicable prospectus supplement, if any payment is due on a debt security on a day that is not a business day, we will make the payment on the next day that is a business day. Payments made on the next business day in this situation will be treated under the indenture as if they were made on the original due date, except as otherwise indicated in the applicable prospectus supplement. Such payment will not result in a default under any debt security or the indenture, and no interest will accrue on the payment amount from the original due date to the next day that is a business day.

**Book-entry and other indirect holders should consult their banks or brokers for information on how they will receive payments on their debt securities.**

### **Events of Default**

You will have rights if an Event of Default occurs in respect of the debt securities of your series and is not cured, as described later in this subsection.

The term "Event of Default" in respect of the debt securities of your series means any of the following (unless the prospectus supplement relating to such debt securities states otherwise):

- We do not pay the principal of, or any premium on, a debt security of the series on its due date, and do not cure this default within five days.
- We do not pay interest on a debt security of the series when due, and such default is not cured within 30 days.
- We do not deposit any sinking fund payment in respect of debt securities of the series on its due date, and do not cure this default within five days.
- We remain in breach of a covenant in respect of debt securities of the series for 60 days after we receive a written notice of default stating we are in breach. The notice must be sent by either the trustee or holders of at least 25% of the principal amount of debt securities of the series.
- We file for bankruptcy or certain other events of bankruptcy, insolvency or reorganization occur and remain undischarged or unstayed for a period of 90 days.
- On the last business day of each of twenty-four consecutive calendar months, we have an asset coverage of less than 100%, giving effect to any amendments to Section 18(a)(1)(C)(ii) and Section 61 of the 1940 Act or to any exemptive relief granted to us by the SEC.



## [Table of Contents](#)

- Any other Event of Default in respect of debt securities of the series described in the applicable prospectus supplement occurs.

An Event of Default for a particular series of debt securities does not necessarily constitute an Event of Default for any other series of debt securities issued under the same or any other indenture. The trustee may withhold notice to the holders of debt securities of any default, except in the payment of principal, premium or interest, if it considers the withholding of notice to be in the best interests of the holders.

### ***Remedies If an Event of Default Occurs***

If an Event of Default has occurred and has not been cured, the trustee or the holders of at least 25% in principal amount of the debt securities of the affected series may declare the entire principal amount of all the debt securities of that series to be due and immediately payable. This is called a declaration of acceleration of maturity. In certain circumstances, a declaration of acceleration of maturity may be canceled by the holders of a majority in principal amount of the debt securities of the affected series.

The trustee is not required to take any action under the indenture at the request of any holders unless the holders offer the trustee protection from expenses and liability (called an “indemnity”) (Section 315 of the Trust Indenture Act of 1939). If indemnity is provided, the holders of a majority in principal amount of the outstanding debt securities of the relevant series may direct the time, method and place of conducting any lawsuit or other formal legal action seeking any remedy available to the trustee. The trustee may refuse to follow those directions in certain circumstances. No delay or omission in exercising any right or remedy will be treated as a waiver of that right, remedy or Event of Default.

Before you are allowed to bypass your trustee and bring your own lawsuit or other formal legal action or take other steps to enforce your rights or protect your interests relating to the debt securities, the following must occur:

- You must give your trustee written notice that an Event of Default has occurred and remains uncured.
- The holders of at least 25% in principal amount of all outstanding debt securities of the relevant series must make a written request that the trustee take action because of the default and must offer indemnity to the trustee against the cost and other liabilities of taking that action.
- The trustee must not have taken action for 60 days after receipt of the above notice and offer of indemnity.
- The holders of a majority in principal amount of the debt securities must not have given the trustee a direction inconsistent with the above notice during that 60 day period.

However, you are entitled at any time to bring a lawsuit for the payment of money due on your debt securities on or after the due date.

Holders of a majority in principal amount of the debt securities of the affected series may waive any past defaults other than:

- the payment of principal, any premium or interest; or
- in respect of a covenant that cannot be modified or amended without the consent of each holder.

**Book-entry and other indirect holders should consult their banks or brokers for information on how to give notice or direction to or make a request of the trustee and how to declare or cancel an acceleration of maturity.**

Each year, we will furnish to each trustee a written statement of certain of our officers certifying that to their knowledge we are in compliance with the indenture and the debt securities, or else specifying any default.

### **Merger or Consolidation**

Under the terms of the indenture, we are generally permitted to consolidate or merge with another entity. We are also permitted to sell all or substantially all of our assets to another entity. However, unless the prospectus supplement relating to certain debt securities states otherwise, we may not take any of these actions unless all the following conditions are met:

- Where we merge out of existence or sell all or substantially all our assets, the resulting entity or transferee must agree to be legally responsible for our obligations under the debt securities.
- Immediately after giving effect to such transaction, no Default or Event of Default shall have happened and be continuing.
- We must deliver certain certificates and documents to the trustee.
- We must satisfy any other requirements specified in the prospectus supplement relating to a particular series of debt securities.

### **Modification or Waiver**

There are three types of changes we can make to the indenture and the debt securities issued thereunder.

#### ***Changes Requiring Your Approval***

First, there are changes that we cannot make to your debt securities without your specific approval. The following is a list of those types of changes:

- change the stated maturity of the principal of or interest on a debt security;
- reduce any amounts due on a debt security;
- reduce the amount of principal payable upon acceleration of the maturity of a security following a default;
- adversely affect any right of repayment at the holder's option;
- change the place (except as otherwise described in the prospectus or prospectus supplement) or currency of payment on a debt security;
- impair your right to sue for payment;
- adversely affect any right to convert or exchange a debt security in accordance with its terms;
- modify the subordination provisions in the indenture in a manner that is adverse to outstanding holders of the debt securities;
- reduce the percentage of holders of debt securities whose consent is needed to modify or amend the indenture;
- reduce the percentage of holders of debt securities whose consent is needed to waive compliance with certain provisions of the indenture or to waive certain defaults;
- modify certain of the provisions of the indenture dealing with supplemental indentures, modification and waiver of past defaults, changes to the quorum or voting requirements or the waiver of certain covenants; and
- change any obligation we have to pay additional amounts.

#### ***Changes Not Requiring Approval***

The second type of change does not require any vote by the holders of the debt securities. This type is limited to clarifications, establishment of the form or terms of new securities of any series as permitted by the

## [Table of Contents](#)

indenture, and certain other changes that would not adversely affect holders of the outstanding debt securities in any material respect, including adding additional covenants or event of default. We also do not need any approval to make any change that affects only debt securities to be issued under the indenture after the change takes effect.

### ***Changes Requiring Majority Approval***

Any other change to the indenture and the debt securities would require the following approval:

- If the change affects only one series of debt securities, it must be approved by the holders of a majority in principal amount of that series.
- If the change affects more than one series of debt securities issued under the same indenture, it must be approved by the holders of a majority in principal amount of all of the series affected by the change, with all affected series voting together as one class for this purpose.

The holders of a majority in principal amount of a series of debt securities issued under an indenture, or all series, voting together as one class for this purpose, may waive our compliance with some of our covenants in that indenture. However, we cannot obtain a waiver of a payment default or of any of the matters covered by the bullet points included above under “—Changes Requiring Your Approval.”

### **Further Details Concerning Voting**

When taking a vote, we will use the following rules to decide how much principal to attribute to a debt security:

- For original issue discount securities, we will use the principal amount that would be due and payable on the voting date if the maturity of these debt securities were accelerated to that date because of a default.
- For debt securities whose principal amount is not known (for example, because it is based on an index), we will use a special rule for that debt security described in the prospectus supplement.
- For debt securities denominated in one or more foreign currencies, we will use the U.S. dollar equivalent.

Debt securities will not be considered outstanding, and therefore not eligible to vote, if we have deposited or set aside in trust money for their payment or redemption. Debt securities will also not be eligible to vote if they have been fully defeased as described later under “—Defeasance—Full Defeasance.”

We will generally be entitled to set any day as a record date for the purpose of determining the holders of outstanding indenture securities that are entitled to vote or take other action under the indenture. If we set a record date for a vote or other action to be taken by holders of one or more series, that vote or action may be taken only by persons who are holders of outstanding indenture securities of those series on the record date and must be taken within eleven months following the record date.

**Book-entry and other indirect holders should consult their banks or brokers for information on how approval may be granted or denied if we seek to change the indenture or the debt securities or request a waiver.**

### **Defeasance**

The following provisions will be applicable to each series of debt securities unless we state in the applicable prospectus supplement that the provisions of covenant defeasance and full defeasance will not be applicable to that series.

### ***Covenant Defeasance***

If certain conditions are satisfied, we can make the deposit described below and be released from some of the restrictive covenants in the indenture under which the particular series was issued. This is called “covenant defeasance.” In that event, you would lose the protection of those restrictive covenants but would gain the protection of having money and government securities set aside in trust to repay your debt securities. If applicable, you also would be released from the subordination provisions described under “—Indenture Provisions—Subordination” below. In order to achieve covenant defeasance, we must do the following:

- If the debt securities of the particular series are denominated in U.S. dollars, we must deposit in trust for the benefit of all holders of such debt securities a combination of money and United States government or United States government agency notes or bonds that will generate enough cash to make interest, principal and any other payments on the debt securities on their various due dates.
- We must deliver to the trustee a legal opinion of our counsel confirming that, under current U.S. federal income tax law, we may make the above deposit without causing you to be taxed on the debt securities any differently than if we did not make the deposit and repaid the debt securities at maturity.
- We must deliver to the trustee a legal opinion and officers’ certificate stating that all conditions precedent to covenant defeasance have been complied with.

If we accomplished covenant defeasance, you can still look to us for repayment of the debt securities if there were a shortfall in the trust deposit or the trustee is prevented from making payment. For example, if one of the remaining Events of Default occurred (such as our bankruptcy) and the debt securities became immediately due and payable, there might be a shortfall. Depending on the event causing the default, you may not be able to obtain payment of the shortfall.

### ***Full Defeasance***

If there is a change in U.S. federal tax law, as described below, we can legally release ourselves from all payment and other obligations on the debt securities of a particular series (called “full defeasance”) if we put in place the following other arrangements for you to be repaid:

- If the debt securities of the particular series are denominated in U.S. dollars, we must deposit in trust for the benefit of all holders of such debt securities a combination of money and United States government or United States government agency notes or bonds that will generate enough cash to make interest, principal and any other payments on the debt securities on their various due dates.
- We must deliver to the trustee a legal opinion confirming that there has been a change in current U.S. federal tax law or an IRS ruling that allows us to make the above deposit without causing you to be taxed on the debt securities any differently than if we did not make the deposit and repaid the debt securities at maturity. Under current U.S. federal tax law, the deposit and our legal release from the debt securities would be treated as though we paid you your share of the cash and notes or bonds at the time the cash and notes or bonds were deposited in trust in exchange for your debt securities and you would recognize gain or loss on the debt securities at the time of the deposit.
- We must deliver to the trustee a legal opinion and officers’ certificate stating that all conditions precedent to defeasance have been complied with.

If we ever accomplished full defeasance, as described above, you would have to rely solely on the trust deposit for repayment of the debt securities. You could not look to us for repayment in the unlikely event of any shortfall. Conversely, the trust deposit would most likely be protected from claims of our lenders and other creditors if we ever became bankrupt or insolvent. If applicable, you would also be released from the subordination provisions described later under “—Indenture Provisions—Subordination.”

### **Form, Exchange and Transfer of Certificated Registered Securities**

Holders may exchange their certificated securities, if any, for debt securities of smaller denominations or combined into fewer debt securities of larger denominations, as long as the total principal amount is not changed.

Holders may exchange or transfer their certificated securities, if any, at the office of their trustee. We have appointed the trustee to act as our agent for registering debt securities in the names of holders transferring debt securities. We may appoint another entity to perform these functions or perform them ourselves.

Holders will not be required to pay a service charge to transfer or exchange their certificated securities, if any, but they may be required to pay any tax or other governmental charge associated with the transfer or exchange. The transfer or exchange will be made only if our transfer agent is satisfied with the holder's proof of legal ownership.

If we have designated additional transfer agents for your debt security, they will be named in your prospectus supplement. We may appoint additional transfer agents or cancel the appointment of any particular transfer agent. We may also approve a change in the office through which any transfer agent acts.

If any certificated securities of a particular series are redeemable and we redeem less than all the debt securities of that series, we may block the transfer or exchange of those debt securities during the period beginning 15 days before the day we mail the notice of redemption and ending on the day of that mailing, in order to freeze the list of holders to prepare the mailing. We may also refuse to register transfers or exchanges of any certificated securities selected for redemption, except that we will continue to permit transfers and exchanges of the unredeemed portion of any debt security that will be partially redeemed.

### **Resignation of Trustee**

Each trustee may resign or be removed with respect to one or more series of indenture securities provided that a successor trustee is appointed to act with respect to these series. In the event that two or more persons are acting as trustee with respect to different series of indenture securities under the indenture, each of the trustees will be a trustee of a trust separate and apart from the trust administered by any other trustee.

### **Indenture Provisions—Subordination**

Upon any distribution of our assets upon our dissolution, winding up, liquidation or reorganization, the payment of the principal of (and premium, if any) and interest, if any, on any indenture securities denominated as subordinated debt securities is to be subordinated to the extent provided in the indenture in right of payment to the prior payment in full of all Senior Indebtedness (as defined below), but our obligation to you to make payment of the principal of (and premium, if any) and interest, if any, on such subordinated debt securities will not otherwise be affected. In addition, no payment on account of principal (or premium, if any), sinking fund or interest, if any, may be made on such subordinated debt securities at any time unless full payment of all amounts due in respect of the principal (and premium, if any), sinking fund and interest on Senior Indebtedness has been made or duly provided for in money or money's worth.

In the event that, notwithstanding the foregoing, any payment by us is received by the trustee in respect of subordinated debt securities or by the holders of any of such subordinated debt securities before all Senior Indebtedness is paid in full, the payment or distribution must be paid over to the holders of the Senior Indebtedness or on their behalf for application to the payment of all the Senior Indebtedness remaining unpaid until all the Senior Indebtedness has been paid in full, after giving effect to any concurrent payment or distribution to the holders of the Senior Indebtedness. Subject to the payment in full of all Senior Indebtedness upon this distribution by us, the holders of such subordinated debt securities will be subrogated to the rights of the holders of the Senior Indebtedness to the extent of payments made to the holders of the Senior Indebtedness out of the distributive share of such subordinated debt securities.

## [Table of Contents](#)

By reason of this subordination, in the event of a distribution of our assets upon our insolvency, certain of our senior creditors may recover more, ratably, than holders of any subordinated debt securities. The indenture provides that these subordination provisions will not apply to money and securities held in trust under the defeasance provisions of the indenture.

“Senior Indebtedness” is defined in the indenture as the principal of (and premium, if any) and unpaid interest on:

- our indebtedness (including indebtedness of others guaranteed by us), whenever created, incurred, assumed or guaranteed, for money borrowed (other than indenture securities issued under the indenture and denominated as subordinated debt securities), unless in the instrument creating or evidencing the same or under which the same is outstanding it is provided that this indebtedness is not senior or prior in right of payment to the subordinated debt securities, and
- renewals, extensions, modifications and refinancings of any of this indebtedness.

If this prospectus is being delivered in connection with the offering of a series of indenture securities denominated as subordinated debt securities, the accompanying prospectus supplement will set forth the approximate amount of our Senior Indebtedness outstanding as of a recent date.

### **Secured Indebtedness and Ranking**

We may issue two types of unsecured indebtedness obligations: senior and subordinated. Senior unsecured indebtedness obligations refer to those that rank senior in right of payment to all of our future indebtedness that is expressly subordinated in right of payment to such indebtedness. Subordinated unsecured indebtedness obligations refer to those that are expressly subordinated in right of payment to other unsecured obligations.

Certain of our indebtedness, including certain series of indenture securities, may be secured. The prospectus supplement for each series of indenture securities will describe the terms of any security interest for such series and will indicate the approximate amount of our secured indebtedness as of a recent date. Any unsecured indenture securities will effectively rank junior to any secured indebtedness, including any secured indenture securities, that we incur in the future to the extent of the value of the assets securing such future secured indebtedness. Our debt securities, whether secured or unsecured, will rank structurally junior to all existing and future indebtedness (including trade payables) incurred by our subsidiaries, financing vehicles or similar facilities.

In the event of our bankruptcy, liquidation, reorganization or other winding up, any of our assets that secure secured debt will be available to pay obligations on unsecured debt securities only after all indebtedness under such secured debt has been repaid in full from such assets. We advise you that there may not be sufficient assets remaining to pay amounts due on any or all unsecured debt securities then outstanding. As a result, the holders of unsecured indenture securities may recover less, ratably, than holders of any of our secured indebtedness.

### **The Trustee under the Indenture**

Wells Fargo Bank, National Association, will serve as the trustee under the indenture.

### **Certain Considerations Relating To Foreign Currencies**

Debt securities denominated or payable in foreign currencies may entail significant risks. These risks include the possibility of significant fluctuations in the foreign currency markets, the imposition or modification of foreign exchange controls and potential illiquidity in the secondary market. These risks will vary depending upon the currency or currencies involved and will be more fully described in the applicable prospectus supplement.

## **Book-Entry Debt Securities**

The Depository Trust Company, New York, NY, or DTC, will act as securities depository for the debt securities. The debt securities will be issued as fully registered securities registered in the name of Cede & Co. (DTC's partnership nominee) or such other name as may be requested by an authorized representative of DTC. One fully-registered certificate will be issued for the debt securities, in the aggregate principal amount of such issue, and will be deposited with DTC. If, however, the aggregate principal amount of any issue exceeds \$500 million, one certificate will be issued with respect to each \$500 million of principal amount, and an additional certificate will be issued with respect to any remaining principal amount of such issue.

DTC, the world's largest securities depository, is a limited-purpose trust company organized under the New York Banking Law, a "banking organization" within the meaning of the New York Banking Law, a member of the Federal Reserve System, a "clearing corporation" within the meaning of the New York Uniform Commercial Code, and a "clearing agency" registered pursuant to the provisions of Section 17A of the Exchange Act. DTC holds and provides asset servicing for U.S. and non-U.S. equity, corporate and municipal debt issues, and money market instruments from over 100 countries that DTC's participants, or Direct Participants, deposit with DTC. DTC also facilitates the post-trade settlement among Direct Participants of sales and other securities transactions in deposited securities through electronic computerized book-entry transfers and pledges between Direct Participants' accounts. This eliminates the need for physical movement of securities certificates. Direct Participants include both U.S. and non-U.S. securities brokers and dealers, banks, trust companies, clearing corporations, and certain other organizations. DTC is a wholly owned subsidiary of The Depository Trust & Clearing Corporation, or DTCC.

DTCC is the holding company for DTC, National Securities Clearing Corporation and Fixed Income Clearing Corporation, all of which are registered clearing agencies. DTCC is owned by the users of its regulated subsidiaries. Access to the DTC system is also available to others such as both U.S. and non-U.S. securities brokers and dealers, banks, trust companies and clearing corporations that clear through or maintain a custodial relationship with a Direct Participant, either directly or indirectly, or Indirect Participants. The DTC Rules applicable to its Participants are on file with the SEC.

Purchases of debt securities under the DTC system must be made by or through Direct Participants, which will receive a credit for the debt securities on DTC's records. The ownership interest of each actual purchaser of each security, or Beneficial Owner, is in turn to be recorded on the Direct and Indirect Participants' records. Beneficial Owners will not receive written confirmation from DTC of their purchase. Beneficial Owners are, however, expected to receive written confirmations providing details of the transaction, as well as periodic statements of their holdings, from the Direct or Indirect Participant through which the Beneficial Owner entered into the transaction. Transfers of ownership interests in the debt securities are to be accomplished by entries made on the books of Direct and Indirect Participants acting on behalf of Beneficial Owners. Beneficial Owners will not receive certificates representing their ownership interests in debt securities, except in the event that use of the book-entry system for the debt securities is discontinued.

To facilitate subsequent transfers, all debt securities deposited by Direct Participants with DTC are registered in the name of DTC's partnership nominee, Cede & Co. or such other name as may be requested by an authorized representative of DTC. The deposit of debt securities with DTC and their registration in the name of Cede & Co. or such other DTC nominee do not effect any change in beneficial ownership. DTC has no knowledge of the actual Beneficial Owners of the debt securities; DTC's records reflect only the identity of the Direct Participants to whose accounts such debt securities are credited, which may or may not be the Beneficial Owners. The Direct and Indirect Participants will remain responsible for keeping account of their holdings on behalf of their customers.

Conveyance of notices and other communications by DTC to Direct Participants, by Direct Participants to Indirect Participants, and by Direct Participants and Indirect Participants to Beneficial Owners will be governed by arrangements among them, subject to any statutory or regulatory requirements as may be in effect from time to time.

## [Table of Contents](#)

Redemption notices shall be sent to DTC. If less than all of the debt securities within an issue are being redeemed, DTC's practice is to determine by lot the amount of the interest of each Direct Participant in such issue to be redeemed.

Neither DTC nor Cede & Co. (nor any other DTC nominee) will consent or vote with respect to the debt securities unless authorized by a Direct Participant in accordance with DTC's Procedures. Under its usual procedures, DTC mails an Omnibus Proxy to us as soon as possible after the record date. The Omnibus Proxy assigns Cede & Co.'s consenting or voting rights to those Direct Participants to whose accounts the debt securities are credited on the record date (identified in a listing attached to the Omnibus Proxy).

Redemption proceeds, distributions, and dividend payments on the debt securities will be made to Cede & Co., or such other nominee as may be requested by an authorized representative of DTC. DTC's practice is to credit Direct Participants' accounts upon DTC's receipt of funds and corresponding detail information from us or the trustee on the payment date in accordance with their respective holdings shown on DTC's records. Payments by Participants to Beneficial Owners will be governed by standing instructions and customary practices, as is the case with securities held for the accounts of customers in bearer form or registered in "street name," and will be the responsibility of such Participant and not of DTC or its nominee, the trustee, or us, subject to any statutory or regulatory requirements as may be in effect from time to time. Payment of redemption proceeds, distributions, and dividend payments to Cede & Co. (or such other nominee as may be requested by an authorized representative of DTC) is the responsibility of us or the trustee, but disbursement of such payments to Direct Participants will be the responsibility of DTC, and disbursement of such payments to the Beneficial Owners will be the responsibility of Direct and Indirect Participants.

DTC may discontinue providing its services as depository with respect to the debt securities at any time by giving reasonable notice to us or to the trustee. Under such circumstances, in the event that a successor depository is not obtained, certificates are required to be printed and delivered. We may decide to discontinue use of the system of book-entry-only transfers through DTC (or a successor securities depository). In that event, certificates will be printed and delivered to DTC.

The information in this section concerning DTC and DTC's book-entry system has been obtained from sources that we believe to be reliable, but we take no responsibility for the accuracy thereof.



## SHARES ELIGIBLE FOR FUTURE SALE

Sales of substantial amounts of our common stock in the public market, or the perception that such sales could occur, could adversely affect the prevailing market price of our common stock.

### **Rule 144**

In general, under Rule 144 under the Securities Act, or Rule 144, a person (or persons whose shares are aggregated) who is not deemed to have been an affiliate of ours at any time during the three months preceding a sale, and who has beneficially owned restricted securities within the meaning of Rule 144 for at least six months (including any period of consecutive ownership of preceding non-affiliated holders) would be entitled to sell those shares, subject only to the availability of current public information about us. A non-affiliated person who has beneficially owned restricted securities within the meaning of Rule 144 for at least one year would be entitled to sell those shares without regard to the provisions of Rule 144.

A person (or persons whose shares are aggregated) who is deemed to be an affiliate of ours and who has beneficially owned restricted securities within the meaning of Rule 144 for at least six months would be entitled to sell within any three-month period a number of shares that does not exceed the greater of 1% of the then outstanding shares of our common stock or the average weekly trading volume of our common stock during the four calendar weeks preceding such sale. Such sales are also subject to certain manner of sale provisions, notice requirements and the availability of current public information about us (which requires that we are current in our periodic reports under the Exchange Act).

## REGULATION

We are regulated as a BDC under the 1940 Act. A BDC must be organized in the United States for the purpose of investing in or lending to primarily private companies and making significant managerial assistance available to them. A BDC may use capital provided by public stockholders and from other sources to make long-term, private investments in businesses.

As with other companies regulated by the 1940 Act, a BDC must adhere to certain substantive regulatory requirements. A majority of our directors must be persons who are not “interested persons,” as that term is defined in the 1940 Act. Additionally, we are required to provide and maintain a bond issued by a reputable fidelity insurance company to protect us against larceny and embezzlement. Furthermore, as a BDC, we are prohibited from protecting any director or officer against any liability to us or our stockholders arising from willful misfeasance, bad faith, gross negligence or reckless disregard of the duties involved in the conduct of such person’s office.

As a BDC, we are permitted, under specified conditions, to issue multiple classes of indebtedness and one class of shares senior to our common stock if our asset coverage, as defined in the 1940 Act, is at least equal to 200% immediately after any borrowing or issuance. In addition, while any preferred stock or publicly traded debt securities are outstanding, we may be prohibited from making distributions to our stockholders or repurchasing securities or shares unless we meet the applicable asset coverage ratio at the time of the distribution or repurchase. We may also borrow amounts up to 5% of the value of our total assets for temporary or emergency purposes without regard to asset coverage. For a discussion of the risks associated with leverage, see “Risk Factors—Risks Related to Our Business and Structure—We borrow money, which magnifies the potential for gain or loss and increases the risk of investing in us.”

As of March 31, 2015 and December 31, 2014, our asset coverage was 273.4% and 311.0%, respectively.

We may not change the nature of our business so as to cease to be, or withdraw our election as, a BDC unless authorized by vote of a majority of the outstanding voting securities, as required by the 1940 Act. A majority of the outstanding voting securities of a company is defined under the 1940 Act as the lesser of:

- 67% or more of such company’s voting securities present at a meeting if more than 50% of the outstanding voting securities of such company are present or represented by proxy; and
- more than 50% of the outstanding voting securities of such company. We do not anticipate any substantial change in the nature of our business.

We do not intend to acquire securities issued by any investment company that exceed the limits imposed by the 1940 Act. Under these limits, except for registered money market funds, we generally cannot acquire more than 3% of the voting stock of any investment company, invest more than 5% of the value of our total assets in the securities of one investment company or invest more than 10% of the value of our total assets in the securities of investment companies in the aggregate. The portion of our portfolio invested in securities issued by investment companies ordinarily will subject our stockholders to additional expenses. Our investment portfolio is also subject to diversification requirements by virtue of our status as a RIC for U.S. federal income tax purposes. See “Material U.S. Federal Income Tax Considerations—Regulated Investment Company Classification” for more information.

In addition, investment companies registered under the 1940 Act and private funds that are excluded from the definition of “investment company” pursuant to either Section 3(c)(1) or 3(c)(7) of the 1940 Act may not acquire directly or through a controlled entity more than 3% of our total outstanding voting stock (measured at the time of the acquisition), unless the funds comply with an exemption under the 1940 Act. As a result, certain of our investors may hold a smaller position in our shares than if they were not subject to these restrictions.

## [Table of Contents](#)

We are generally not able to issue and sell our common stock at a price below net asset value per share. See “Risk Factors—Risks Related to Our Business and Structure—Regulations governing our operation as a BDC affect our ability to, and the way in which we, raise additional capital.” We may, however, elect to issue and sell our common stock, or warrants, options or rights to acquire our common stock, at a price below the then-current net asset value of our common stock if our Board determines that the sale is in our best interests and the best interests of our stockholders, and our stockholders have approved our policy and practice of making these sales within the preceding 12 months. We may in the future seek such approval; however, there is no assurance such approval will be obtained. In this case, the price at which our securities are to be issued and sold may not be less than a price that, in the determination of our Board, closely approximates the market value of such securities. In addition, we may generally issue new common stock at a price below net asset value in rights offerings to existing stockholders, in payment of dividends and in certain other limited circumstances.

We may also be prohibited under the 1940 Act from knowingly participating in certain transactions with our affiliates, including our officers, directors, investment adviser, and principal underwriters, and certain of their affiliates, without the prior approval of the members of our Board who are not interested persons and, in some cases, prior approval by the SEC through an exemptive relief order (other than in certain limited situations pursuant to current regulatory guidance).

On December 16, 2014, we were granted an exemptive relief order from the SEC that, if certain conditions are met, allows us to co-invest with affiliates of TSSP and TPG in middle-market loan origination activities for companies domiciled in the United States and certain “follow-on” investments in companies in which we have already co-invested pursuant to the order and remain invested. Pursuant to the exemptive relief order, to the extent the size of an investment opportunity exceeds the amount our Adviser has independently determined is appropriate for us to invest, our affiliates may be able to co-invest with us, subject to the approval of a majority of our Independent Directors. See “Related-Party Transactions and Certain Relationships—Exemptive Relief” for more information on the terms of the exemptive relief order.

We are subject to periodic examination by the SEC for compliance with the 1940 Act.

As a BDC, we are subject to certain risks and uncertainties. See “Risk Factors—Risks Related to Our Business and Structure.”

## Qualifying Assets

Under the 1940 Act, a BDC may not acquire any assets other than assets of the type listed in Section 55(a) of the 1940 Act, which are referred to as qualifying assets, unless, at the time the acquisition is made, qualifying assets represent at least 70% of the company's total assets. The principal categories of qualifying assets relevant to our business are the following:

- Securities purchased in transactions not involving any public offering from the issuer of such securities, which issuer (subject to certain limited exceptions) is an eligible portfolio company, or from any person who is, or has been during the preceding 13 months, an affiliated person of an eligible portfolio company, or from any other person, subject to such rules as may be prescribed by the SEC. An eligible portfolio company is defined in the 1940 Act as any issuer which:
  - is organized under the laws of, and has its principal place of business in, the United States;
  - is not an investment company (other than a small business investment company wholly owned by us) or a company that would be an investment company but for certain exclusions under the 1940 Act; and
  - satisfies any of the following:
    - has an equity market capitalization of less than \$250 million or does not have any class of securities listed on a national securities exchange;
    - is controlled by a BDC or a group of companies including a BDC, the BDC actually exercises a controlling influence over the management or policies of the eligible portfolio company, and, as a result thereof, the BDC has an affiliated person who is a director of the eligible portfolio company; or
    - is a small and solvent company having total assets of not more than \$4 million and capital and surplus of not less than \$2 million.
- Securities of any eligible portfolio company that we control.
- Securities purchased in a private transaction from a U.S. issuer that is not an investment company or from an affiliated person of the issuer, or in transactions incident thereto, if the issuer is in bankruptcy and subject to reorganization or if the issuer, immediately prior to the purchase of its securities was unable to meet its obligations as they came due without material assistance other than conventional lending or financing arrangements.
- Securities of an eligible portfolio company purchased from any person in a private transaction if there is no ready market for such securities and we already own 60% of the outstanding equity of the eligible portfolio company.
- Securities received in exchange for or distributed on or with respect to securities described above, or pursuant to the exercise of warrants or rights relating to such securities.
- Cash, cash equivalents, U.S. Government securities or high-quality debt securities maturing in one year or less from the time of investment.

Pending investment in other types of "qualifying assets" as described above, our investments may consist of cash, cash equivalents, U.S. Government securities or high-quality debt securities maturing in one year or less from the time of investment, which we refer to, collectively, as temporary investments, such that at least 70% of our assets are qualifying assets. Our Adviser will monitor the creditworthiness of the counterparties with which we enter into repurchase agreement transactions.

## Managerial Assistance to Portfolio Companies

A BDC must be operated for the purpose of making investments in the types of securities described under "—Qualifying Assets" above. However, to count portfolio securities as qualifying assets for the purpose of the

## [Table of Contents](#)

70% test, the BDC must offer to make available to the issuer of the securities (other than small and solvent companies described above) significant managerial assistance; except that, where the BDC purchases such securities in conjunction with one or more other persons acting together, the BDC will satisfy this test if one of the other persons in the group makes available such managerial assistance. Making available managerial assistance means, among other things, either controlling the issuer of the securities or any arrangement whereby the BDC, through its directors, officers or employees, offers to provide, and, if accepted, does in fact provide, significant guidance and counsel concerning the management, operations or business objectives and policies of a portfolio company.

### **Code of Ethics**

As required by the Advisers Act and the 1940 Act, we and the Adviser have adopted codes of ethics which apply to, among others, our and our Adviser's executive officers, including our Co-Chief Executive Officers and Chief Financial Officer, as well as our Adviser's officers, directors and employees. The codes of ethics establish procedures for personal investments and restrict certain personal securities transactions. Personnel subject to the codes may invest in securities for their personal investment accounts, including securities that may be purchased or held by us, so long as such investments are made in accordance with the codes' requirements.

You may read and copy the codes of ethics at the SEC's Public Reference Room in Washington, D.C. You may obtain information on the operation of the Public Reference Room by calling the SEC at 1-800-SEC-0330. In addition, the codes of ethics are attached as exhibits to the registration statement of which this prospectus is a part, and are available on the SEC's internet site at <http://www.sec.gov>. You may also obtain copies of the codes of ethics, after paying a duplicating fee, by electronic request at the following e-mail address: [publicinfo@sec.gov](mailto:publicinfo@sec.gov), or by writing the SEC's Public Reference Section at 100 F Street, N.E., Room 1580, Washington, D.C. 20549. We also hereby undertake to provide a copy of these codes to any person, without charge, upon request. Requests for a copy of the codes may be made in writing addressed to our Secretary, Jennifer Mello, TPG Specialty Lending, Inc., 345 California Street, Suite 3300, San Francisco, CA 94104, Attention: TSLX Investor Relations, or by emailing us at [IRTSL@tpg.com](mailto:IRTSL@tpg.com).

### **Compliance Policies and Procedures**

We and our Adviser have adopted and implemented written policies and procedures reasonably designed to detect and prevent violation of the federal securities laws and we are required to review these compliance policies and procedures annually for their adequacy and the effectiveness of their implementation and designate a Chief Compliance Officer to be responsible for administering the policies and procedures.

### **Sarbanes-Oxley Act of 2002**

The Sarbanes-Oxley Act imposes a wide variety of regulatory requirements on certain publicly held companies and their insiders. Assuming certain requirements are met, many of these requirements affect us. For example:

- pursuant to Rule 13a-14 of the Exchange Act, our Co-Chief Executive Officers and Chief Financial Officer certify the accuracy of the financial statements contained in our periodic reports;
- pursuant to Item 307 of Regulation S-K, our periodic reports disclose our conclusions about the effectiveness of our disclosure controls and procedures;
- pursuant to Rule 13a-15 of the Exchange Act, subject to certain assumptions, our management is required to prepare an annual report regarding its assessment of our internal control over financial reporting, which is required to be audited by our independent registered public accounting firm; and

## [Table of Contents](#)

- pursuant to Item 308 of Regulation S-K and Rule 13a-15 of the Exchange Act, our periodic reports disclose whether there were significant changes in our internal controls over financial reporting or in other factors that could significantly affect these controls subsequent to the date of their evaluation, including any corrective actions with regard to significant deficiencies and material weaknesses.

The Sarbanes-Oxley Act requires us to review our policies and procedures to determine whether we comply with the Sarbanes-Oxley Act and the regulations promulgated thereunder. We continue to monitor our compliance with all regulations that are adopted under the Sarbanes-Oxley Act and take actions necessary to ensure that we are in compliance therewith.

### **The NYSE Corporate Governance Rules**

The NYSE has adopted corporate governance rules that listed companies must comply with. We believe we are in compliance with these rules.

### **Proxy Voting Policies and Procedures**

We delegate our proxy voting responsibility to our Adviser. The Proxy Voting Policies and Procedures of our Adviser are set forth below. The guidelines are reviewed periodically by the Adviser and our Independent Directors, and, accordingly, are subject to change.

An investment adviser registered under the Advisers Act has a fiduciary duty to act solely in the best interests of its clients. As part of this duty, the Adviser recognizes that it must vote client securities in a timely manner free of conflicts of interest and in the best interests of its clients. These policies and procedures for voting proxies for the Adviser's investment advisory clients are intended to comply with Section 206 of, and Rule 206(4)-6 under, the Advisers Act.

The Adviser will vote all proxies based upon the guiding principle of seeking the maximization of the ultimate long-term economic value of our stockholders' holdings, and ultimately all votes are cast on a case-by-case basis, taking into consideration the contractual obligations under the relevant advisory agreements or comparable documents, and all other relevant facts and circumstances at the time of the vote. All proxy voting decisions will require a mandatory conflicts of interest review by our Chief Compliance Officer in accordance with these policies and procedures, which will include consideration of whether the Adviser or any investment professional or other person recommending how to vote the proxy has an interest in how the proxy is voted that may present a conflict of interest. It is the Adviser's general policy to vote or give consent on all matters presented to security holders in any proxy, and these policies and procedures have been designed with that in mind. However, the Adviser reserves the right to abstain on any particular vote or otherwise withhold its vote or consent on any matter if, in the judgment of our Chief Compliance Officer or the relevant investment professional(s), the costs associated with voting such proxy outweigh the benefits to our stockholders or if the circumstances make such an abstention or withholding otherwise advisable and in the best interest of the relevant stockholder(s).

You may obtain information about how the Adviser voted proxies, free of charge, by making a written request for proxy voting information to: TSL Advisers, 345 California Street, Suite 3300 San Francisco, CA 94104, Attention: TSLX Investor Relations, or by emailing us at [IRTSL@tpg.com](mailto:IRTSL@tpg.com). The SEC also maintains a website at <http://www.sec.gov> that contains such information.

### **Privacy Principles**

We are committed to maintaining the confidentiality, integrity and security of nonpublic personal information relating to investors. The following information is provided to help investors understand what personal information we collect, how we protect that information and why, in certain cases, we may share information with select other parties.

## [Table of Contents](#)

We generally will not receive any nonpublic personal information relating to stockholders who purchase common stock. We may collect nonpublic personal information regarding certain investors from sources such as subscription agreements, investor questionnaires and other forms; individual investors' account histories; and correspondence between us and individual investors. We may share information that we collect regarding an investor with our affiliates and the employees of such affiliates for legitimate business purposes, for example, to service the investor's accounts or provide the investor with information about other products and services offered by us or our affiliates that may be of interest to the investor. In addition, we may disclose information that we collect regarding investors to third parties who are not affiliated with us (i) as authorized by our investors in investor subscription agreements or our organizational documents; (ii) as required by law or in connection with regulatory or law enforcement inquiries; or (iii) as otherwise permitted by law to the extent necessary to effect, administer or enforce investor transactions or our transactions.

Any party that receives nonpublic personal information relating to investors from us is permitted to use the information only for legitimate business purposes or as otherwise required or permitted by applicable law or regulation. In this regard, our officers, employees and agents and those of our affiliates, access to such information is restricted to those who need such access to provide services to us and our investors. We maintain physical, electronic and procedural safeguards to seek to guard investor nonpublic personal information.

### **Reporting Obligations**

We will furnish our stockholders with annual reports containing audited financial statements, quarterly reports, and such other periodic reports as we determine to be appropriate or as may be required by law. We are required to comply with all periodic reporting, proxy solicitation and other applicable requirements under the Exchange Act.

We make available on our website ([www.tpgspecialtylending.com](http://www.tpgspecialtylending.com)) our proxy statements, our annual reports on Form 10-K, quarterly reports on Form 10-Q and our current reports on Form 8-K. We also provide electronic or paper copies of our filings free of charge upon request. Requests may be made in writing addressed to us at 345 California Street, Suite 3300, San Francisco, CA 94104, Attention: TSLX Investor Relations, or by emailing us at [IRTSL@tpg.com](mailto:IRTSL@tpg.com).

Investors and the public may also read and copy any materials we file with the SEC at the SEC's Public Reference Room at 100 F Street, N.E., Room 1580, Washington, DC 20549. The public may also obtain information on the operation of the Public Reference Room by calling the SEC at 1-800-SEC-0330. The SEC also maintains a website ([www.sec.gov](http://www.sec.gov)) that contains this information.

## **CUSTODIAN, TRANSFER AND DIVIDEND PAYING AGENT AND REGISTRAR**

Our securities and loan documents are held by State Street Bank and Trust Company pursuant to a custodian agreement, and will serve as our transfer agent, distribution paying agent and registrar. The principal business address of State Street Bank and Trust Company is 1 Lincoln Street, Boston, Massachusetts 02111.

## **BROKERAGE ALLOCATION AND OTHER PRACTICES**

Since we will acquire and dispose of many of our investments in privately negotiated transactions, many of the transactions that we engage in will not require the use of brokers or the payment of brokerage commissions. Subject to policies established by our Board, the Adviser will be primarily responsible for selecting brokers and dealers to execute transactions with respect to the publicly traded securities portion of our portfolio transactions and the allocation of brokerage commissions. The Adviser does not expect to execute transactions through any particular broker or dealer but will seek to obtain the best net results for us under the circumstances, taking into account such factors as price (including the applicable brokerage commission or dealer spread), size of order, difficulty of execution and operational facilities of the firm and the firm's risk and skill in positioning blocks of securities. The Adviser generally will seek reasonably competitive trade execution costs but will not necessarily pay the lowest spread or commission available. Subject to applicable legal requirements and consistent with Section 28(e) of the Exchange Act, the Adviser may select a broker based upon brokerage or research services provided to the Adviser and us and any other clients. In return for such services, we may pay a higher commission than other brokers would charge if the Adviser determines in good faith that such commission is reasonable in relation to the services provided.



## PLAN OF DISTRIBUTION

We may offer, from time to time, in one or more offerings or series, up to \$750 million of our common stock, preferred stock, debt securities, subscription rights to purchase shares of our common stock or warrants representing rights to purchase shares of our common stock, preferred stock or debt securities, in one or more underwritten public offerings, at-the-market offerings, negotiated transactions, block trades, best efforts or a combination of these methods.

We may sell the securities through underwriters or dealers, directly to one or more purchasers, including existing stockholders in a rights offering, through agents designated from time to time by us or through a combination of any such methods of sale. Any underwriter or agent involved in the offer and sale of the securities will be named in the applicable prospectus supplement. A prospectus supplement or supplements will also describe the terms of the offering of the securities, including: the purchase price of the securities and the proceeds we will receive from the sale; any over-allotment options under which underwriters may purchase additional securities from us; any agency fees or underwriting discounts and other items constituting agents' or underwriters' compensation; the public offering price; any discounts or concessions allowed or re-allowed or paid to dealers; any securities exchange or market on which the securities may be listed; and, in the case of a rights offering, the number of shares of our common stock issuable upon the exercise of each right. Only underwriters named in the prospectus supplement will be underwriters of the securities offered by the prospectus supplement.

The distribution of the securities may be effected from time to time in one or more transactions at a fixed price or prices, which may be changed, at prevailing market prices at the time of sale, at prices related to such prevailing market prices, or at negotiated prices, provided, however, that the offering price per share of any common stock offered by us, less any underwriting commissions or discounts, must equal or exceed the net asset value per share of our common stock at the time of the offering except (a) in connection with a rights offering to our existing stockholders, (b) with the consent of the majority of our outstanding voting securities or (c) under such circumstances as the SEC may permit. The price at which securities may be distributed may represent a discount from prevailing market prices.

In connection with the sale of the securities, underwriters or agents may receive compensation from us or from purchasers of the securities, for whom they may act as agents, in the form of discounts, concessions or commissions. Underwriters may sell the securities to or through dealers and such dealers may receive compensation in the form of discounts, concessions or commissions from the underwriters and/or commissions from the purchasers for whom they may act as agents. Underwriters, dealers and agents that participate in the distribution of the securities may be deemed to be underwriters under the Securities Act, and any discounts and commissions they receive from us and any profit realized by them on the resale of the securities may be deemed to be underwriting discounts and commissions under the Securities Act. Any such underwriter or agent will be identified and any such compensation received from us will be described in the applicable prospectus supplement. The maximum aggregate commission or discount to be received by any member of the Financial Industry Regulatory Authority, or FINRA, or independent broker-dealer will not be greater than 8% of the gross proceeds of the sale of securities offered pursuant to this prospectus and any applicable prospectus supplement. We may also reimburse the underwriter or agent for certain fees and legal expenses incurred by it.

Any underwriter may engage in over-allotment, stabilizing transactions, short-covering transactions and penalty bids in accordance with Regulation M under the Exchange Act. Over-allotment involves sales in excess of the offering size, which create a short position. Stabilizing transactions permit bids to purchase the underlying security so long as the stabilizing bids do not exceed a specified maximum price. Syndicate-covering or other short-covering transactions involve purchases of the securities, either through exercise of the over-allotment option or in the open market after the distribution is completed, to cover short positions. Penalty bids permit the underwriters to reclaim a selling concession from a dealer when the securities originally sold by the dealer are

## [Table of Contents](#)

purchased in a stabilizing or covering transaction to cover short positions. Those activities may cause the price of the securities to be higher than it would otherwise be. If commenced, the underwriters may discontinue any of the activities at any time.

We may sell securities directly or through agents we designate from time to time. We will name any agent involved in the offering and sale of securities and we will describe any commissions we will pay the agent in the prospectus supplement. Unless the prospectus supplement states otherwise, the agent will act on a best-efforts basis for the period of its appointment.

Unless otherwise specified in the applicable prospectus supplement, each class or series of securities will be a new issue with no trading market, other than our common stock, which is traded on the NYSE. We may elect to list any other class or series of securities on any exchanges, but we are not obligated to do so. We cannot guarantee the liquidity of the trading markets for any securities.

Under agreements that we may enter, underwriters, dealers and agents who participate in the distribution of the securities may be entitled to indemnification by us against certain liabilities, including liabilities under the Securities Act, or contribution with respect to payments that the agents or underwriters may make with respect to these liabilities. Underwriters, dealers and agents may engage in transactions with, or perform services for, us in the ordinary course of business.

If so indicated in the applicable prospectus supplement, we will authorize underwriters or other persons acting as agents to solicit offers by certain institutions to purchase securities from us pursuant to contracts providing for payment and delivery on a future date. Institutions with which such contracts may be made include commercial and savings banks, insurance companies, pension funds, investment companies, educational and charitable institutions and others, but in all cases such institutions must be approved by us. The obligations of any purchaser under any such contract will be subject to the condition that the purchase of the securities shall not at the time of delivery be prohibited under the laws of the jurisdiction to which such purchaser is subject. The underwriters and such other agents will not have any responsibility in respect of the validity or performance of such contracts. Such contracts will be subject only to those conditions set forth in the prospectus supplement, and the prospectus supplement will set forth the commission payable for solicitation of such contracts.

We may enter into derivative transactions with third parties, or sell securities not covered by this prospectus to third parties in privately negotiated transactions. If the applicable prospectus supplement indicates, in connection with those derivatives, the third parties may sell securities covered by this prospectus and the applicable prospectus supplement, including in short sale transactions. If so, the third party may use securities pledged by us or borrowed from us or others to settle those sales or to close out any related open borrowings of stock, and may use securities received from us in settlement of those derivatives to close out any related open borrowings of stock. The third parties in such sale transactions will be underwriters and, if not identified in this prospectus, will be identified in the applicable prospectus supplement.

In order to comply with the securities laws of certain states, if applicable, the securities offered hereby will be sold in such jurisdictions only through registered or licensed brokers or dealers.

## LEGAL MATTERS

The legality of the securities offered hereby will be passed upon for us by Cleary Gottlieb Steen & Hamilton LLP, New York, New York. In addition, Sutherland Asbill & Brennan LLP and Morris, Nichols, Arshat & Tunnell LLP will pass on certain legal matters for us. Cleary Gottlieb Steen & Hamilton LLP also represents the Adviser. Certain legal matters in connection with the offering will be passed upon for the underwriters, if any, by the counsel named in the prospectus supplement.

## EXPERTS

The consolidated financial statements of TPG Specialty Lending, Inc. (and subsidiaries) as of December 31, 2014 and 2013, and for each of the years in the three-year period ended December 31, 2014 and the Senior Securities schedule under the heading "Senior Securities" have been included herein and in the registration statement in reliance upon the reports of KPMG LLP, 55 Second Street, Suite 1400, San Francisco, CA 94105, independent registered public accounting firm, appearing elsewhere herein, and upon the authority of said firm as experts in accounting and auditing.

## AVAILABLE INFORMATION

We have filed with the SEC a registration statement on Form N-2, together with all amendments and related exhibits, under the Securities Act, with respect to the securities offered by this prospectus. The registration statement contains additional information about us and the securities being offered by this prospectus.

We file with or submit to the SEC periodic and current reports, proxy statements and other information meeting the informational requirements of the Exchange Act. You may inspect and copy these reports, proxy statements and other information, as well as the registration statement and related exhibits and schedules, at the SEC's Public Reference Room at 100 F Street, N.E., Washington, D.C. 20549-0102. You may obtain information on the operation of the Public Reference Room by calling the SEC at 1-800-SEC-0330.

We maintain a website at <http://www.tpgspecialtylending.com> and make all of our periodic and current reports, proxy statements and other publicly filed information available, free of charge, on or through our website. Information contained on our website is not incorporated into this prospectus, and you should not consider information on our website to be part of this prospectus. You may also obtain such information by contacting us in writing at 345 California Street Suite 3300, San Francisco, CA 94104, Attention: TSLX Investor Relations, or by emailing us at [IRTSL@tpg.com](mailto:IRTSL@tpg.com). The SEC maintains a website that contains reports, proxy and information statements and other information we file with the SEC at [www.sec.gov](http://www.sec.gov). Copies of these reports, proxy and information statements and other information may also be obtained, after paying a duplicating fee, by electronic request at the following e-mail address: [publicinfo@sec.gov](mailto:publicinfo@sec.gov), or by writing the SEC's Public Reference Section, 100 F Street, N.E., Washington, D.C. 20549-0102.

INDEX TO CONSOLIDATED FINANCIAL STATEMENTS

**Audited Consolidated Financial Statements**

<a href="#">Report of Independent Registered Public Accounting Firm</a>	F-2
<a href="#">Consolidated Balance Sheets as of December 31, 2014 and 2013</a>	F-3
<a href="#">Consolidated Statements of Operations for the Years Ended December 31, 2014, 2013 and 2012</a>	F-4
<a href="#">Consolidated Schedules of Investments as of December 31, 2014 and 2013</a>	F-5
<a href="#">Consolidated Statements of Changes in Net Assets for the Years Ended December 31, 2014, 2013 and 2012</a>	F-12
<a href="#">Consolidated Statements of Cash Flows for the Years Ended December 31, 2014, 2013 and 2012</a>	F-13
<a href="#">Notes to Consolidated Financial Statements</a>	F-14

**Interim Unaudited Consolidated Financial Statements**

<a href="#">Consolidated Balance Sheets as of March 31, 2015 and December 31, 2014</a>	F-43
<a href="#">Consolidated Statements of Operations for the Three Months Ended March 31, 2015 and 2014</a>	F-44
<a href="#">Consolidated Schedules of Investments as of March 31, 2015 and December 31, 2014</a>	F-45
<a href="#">Consolidated Statements of Changes in Net Assets for the Three Months Ended March 31, 2015 and 2014</a>	F-53
<a href="#">Consolidated Statements of Cash Flows for the Three Months Ended March 31, 2015 and 2014</a>	F-54
<a href="#">Notes to Consolidated Financial Statements</a>	F-55

## Report of Independent Registered Public Accounting Firm

The Board of Directors and Stockholders  
TPG Specialty Lending, Inc.:

We have audited the accompanying consolidated balance sheets of TPG Specialty Lending, Inc. (and subsidiaries) (the Company), including the consolidated schedules of investments, as of December 31, 2014 and 2013, and the related consolidated statements of operations, changes in net assets, and cash flows for each of the years in the three-year period ended December 31, 2014. We also have audited TPG Specialty Lending, Inc.'s internal control over financial reporting as of December 31, 2014, based on criteria established in Internal Control—Integrated Framework (1992) issued by the Committee of Sponsoring Organizations of the Treadway Commission (COSO). The Company's management is responsible for these consolidated financial statements, for maintaining effective internal control over financial reporting, and for its assessment of the effectiveness of internal control over financial reporting, included in the accompanying Management's Report on Internal Control over Financial Reporting. Our responsibility is to express an opinion on these consolidated financial statements and an opinion on the Company's internal control over financial reporting based on our audits.

We conducted our audits in accordance with the standards of the Public Company Accounting Oversight Board (United States). Those standards require that we plan and perform the audits to obtain reasonable assurance about whether the financial statements are free of material misstatement and whether effective internal control over financial reporting was maintained in all material respects. Our audits of the consolidated financial statements included examining, on a test basis, evidence supporting the amounts and disclosures in the financial statements, assessing the accounting principles used and significant estimates made by management, and evaluating the overall financial statement presentation. Our audit of internal control over financial reporting included obtaining an understanding of internal control over financial reporting, assessing the risk that a material weakness exists, and testing and evaluating the design and operating effectiveness of internal control based on the assessed risk. Our audits also included performing such other procedures as we considered necessary in the circumstances. We believe that our audits provide a reasonable basis for our opinions.

A company's internal control over financial reporting is a process designed to provide reasonable assurance regarding the reliability of financial reporting and the preparation of financial statements for external purposes in accordance with generally accepted accounting principles. A company's internal control over financial reporting includes those policies and procedures that (1) pertain to the maintenance of records that, in reasonable detail, accurately and fairly reflect the transactions and dispositions of the assets of the company; (2) provide reasonable assurance that transactions are recorded as necessary to permit preparation of financial statements in accordance with generally accepted accounting principles, and that receipts and expenditures of the company are being made only in accordance with authorizations of management and directors of the company; and (3) provide reasonable assurance regarding prevention or timely detection of unauthorized acquisition, use, or disposition of the company's assets that could have a material effect on the financial statements.

Because of its inherent limitations, internal control over financial reporting may not prevent or detect misstatements. Also, projections of any evaluation of effectiveness to future periods are subject to the risk that controls may become inadequate because of changes in conditions, or that the degree of compliance with the policies or procedures may deteriorate.

In our opinion, the consolidated financial statements referred to above present fairly, in all material respects, the balance sheets of TPG Specialty Lending, Inc. (and subsidiaries), including the consolidated schedules of investments, as of December 31, 2014 and 2013, and the related consolidated statements of operations, changes in net assets, and cash flows for each of the years in the three-year period ended December 31, 2014, in conformity with U.S. generally accepted accounting principles. Also in our opinion, TPG Specialty Lending, Inc. maintained, in all material respects, effective internal control over financial reporting as of December 31, 2014, based on criteria established in Internal Control – Integrated Framework (1992) issued by the Committee of Sponsoring Organizations of the Treadway Commission (COSO).

/s/ KPMG LLP

San Francisco, CA  
February 24, 2015

## TPG Specialty Lending, Inc.

Consolidated Balance Sheets  
(Amounts in thousands, except share and per share amounts)

	December 31, 2014	December 31, 2013
<b>Assets</b>		
Investments at fair value		
Non-controlled, non-affiliated investments (amortized cost of \$1,225,672 and \$997,298, respectively)	\$ 1,221,875	\$ 1,016,451
Controlled, affiliated investments (amortized cost of \$47,580 and \$0, respectively)	41,636	—
Total investments at fair value (amortized cost of \$1,273,252 and \$997,298, respectively)	1,263,511	1,016,451
Cash and cash equivalents	2,413	3,471
Interest receivable	6,137	4,933
Receivable for interest rate swaps	1,020	—
Prepaid expenses and other assets	30,650	14,295
<b>Total Assets</b>	<b>\$ 1,303,731</b>	<b>\$ 1,039,150</b>
<b>Liabilities</b>		
Debt	\$ 395,864	\$ 432,267
Management fees payable to affiliate	4,887	1,580
Incentive fees payable to affiliate	5,955	6,136
Dividends payable	20,981	14,810
Payable for investments purchased	29,017	1,974
Payable on foreign currency forward contracts	—	1,244
Payables to affiliate	2,918	2,668
Other liabilities	8,704	3,775
<b>Total Liabilities</b>	<b>468,326</b>	<b>464,454</b>
Commitments and contingencies (Note 8)		
<b>Net Assets</b>		
Preferred stock, \$0.01 par value; 100,000,000 shares authorized; no shares issued and outstanding	—	—
Common stock, \$0.01 par value; 400,000,000 shares authorized, 53,798,357 and 37,027,022 shares issued, respectively; and 53,797,358 and 37,026,023 shares outstanding, respectively	538	370
Additional paid-in capital	808,053	552,436
Treasury stock at cost; 999 shares	(1)	(1)
Undistributed net investment income	6,555	3,981
Net unrealized gains	188	17,910
Undistributed net realized gains	20,072	—
<b>Total Net Assets</b>	<b>835,405</b>	<b>574,696</b>
<b>Total Liabilities and Net Assets</b>	<b>\$ 1,303,731</b>	<b>\$ 1,039,150</b>
<b>Net Asset Value Per Share</b>	<b>\$ 15.53</b>	<b>\$ 15.52</b>

The accompanying notes are an integral part of these consolidated financial statements.

TPG Specialty Lending, Inc.

Consolidated Statements of Operations  
(Amounts in thousands, except share and per share amounts)

	Year Ended December 31, 2014	Year Ended December 31, 2013	Year Ended December 31, 2012
<b>Income</b>			
Investment income from non-controlled, non-affiliated investments:			
Interest from investments	\$ 151,020	\$ 90,374	\$ 46,402
Other income	9,162	2,233	630
Interest from cash and cash equivalents	1	3	14
Total investment income from non-controlled, non-affiliated investments	160,183	92,610	47,046
Investment income from non-controlled, affiliated investments:			
Interest from investments	—	—	2,724
Dividend income	—	—	1,231
Other income	—	—	10
Total investment income from non-controlled, affiliated investments	—	—	3,965
Investment income from controlled, affiliated investments:			
Interest from investments	2,994	—	—
Other income	143	—	—
Total investment income from controlled, affiliated investments	3,137	—	—
<b>Total Investment Income</b>	<b>163,320</b>	<b>92,610</b>	<b>51,011</b>
<b>Expenses</b>			
Interest	15,078	10,469	6,020
Management fees	18,296	13,376	8,892
Incentive fees	17,839	11,790	6,996
Professional fees	4,752	3,691	2,881
Directors' fees	342	285	287
Other general and administrative	3,858	2,434	1,564
Total expenses	60,165	42,045	26,640
Management fees waived (Note 3)	(2,464)	(7,135)	(3,704)
<b>Net Expenses</b>	<b>57,701</b>	<b>34,910</b>	<b>22,936</b>
<b>Net Investment Income Before Income Taxes</b>	<b>105,619</b>	<b>57,700</b>	<b>28,075</b>
Income taxes, including excise taxes	1,144	199	46
<b>Net Investment Income</b>	<b>104,475</b>	<b>57,501</b>	<b>28,029</b>
<b>Unrealized and Realized Gains (Losses)</b>			
Net change in unrealized gains (losses):			
Non-controlled, non-affiliated investments	(22,950)	9,630	7,372
Non-controlled, affiliated investments	—	—	(161)
Controlled, affiliated investments	(5,945)	—	—
Translation of assets and liabilities in foreign currencies	8,909	—	—
Interest rate swaps	1,020	—	—
Foreign currency forward contracts	1,244	(1,244)	—
Total net change in unrealized gains (losses)	(17,722)	8,386	7,211
Realized gains (losses):			
Non-controlled, non-affiliated investments	136	1,061	4,255
Non-controlled, affiliated investments	—	—	100
Foreign currency transactions	(1,839)	35	—
Total realized gains (losses)	(1,703)	1,096	4,355
<b>Total Unrealized and Realized Gains (Losses)</b>	<b>(19,425)</b>	<b>9,482</b>	<b>11,566</b>
<b>Increase in Net Assets Resulting from Operations</b>	<b>\$ 85,050</b>	<b>\$ 66,983</b>	<b>\$ 39,595</b>
Earnings per common share—basic and diluted(1)	\$ 1.68	\$ 1.93	\$ 1.93
Weighted average shares of common stock outstanding—basic and diluted(1)	50,509,692	34,635,208	20,541,475

(1) As further described in Note 9, the indicated amounts for the year ended December 31, 2012 have been retroactively adjusted for the stock split which was effected in the form of a stock dividend.

The accompanying notes are an integral part of these consolidated financial statements.

TPG Specialty Lending, Inc.

Consolidated Schedule of Investments as of December 31, 2014  
(Amounts in thousands, except share amounts)

Company(1)	Investment	Interest	Initial Acquisition Date	Amortized Cost(2)	Fair Value	Percentage of Net Assets
<b>Debt Investments</b>						
<b>Automotive</b>						
Heartland Automotive Holdings, LLC(3)(4)	First-lien loan (\$32,826 par, due 6/2017)	9.75%	8/28/2012	32,340	30,447	3.6%
	First-lien revolving loan (\$4,500 par, due 6/2017)	10.75%	8/28/2012	4,421	4,097	0.5%
				<u>36,761</u>	<u>34,544</u>	<u>4.1%</u>
<b>Beverage, food and tobacco</b>						
AFS Technologies, Inc.(3)(4)(6)	First-lien loan (\$64,399 par, due 3/2020)	6.25%	3/3/2014	63,102	63,111	7.6%
Great Atlantic & Pacific Tea Co. Inc.(3)(4)	First-lien loan (\$22,787 par, due 9/2019)	9.85%	9/17/2014	22,426	22,274	2.7%
				<u>85,528</u>	<u>85,385</u>	<u>10.3%</u>
<b>Business services</b>						
Actian Corporation(3)(4)(6)	First-lien loan (\$63,933 par, due 4/2018)	7.50%	4/11/2013	62,282	63,933	7.7%
Leaf US Holdings, Inc.(3)(5)	First-lien loan (\$16,418 par, due 6/2019)	7.50%	6/30/2014	16,077	16,003	1.9%
Network Merchants, Inc(3)(4)	First-lien loan (\$29,659 par, due 9/2018)	8.75%	9/12/2013	29,204	29,506	3.5%
ScentAir Technologies, Inc(3)(4)	First-lien loan (\$16,071 par, due 12/2019)	7.50%	12/30/2014	15,628	15,621	1.9%
				<u>123,191</u>	<u>125,063</u>	<u>15.0%</u>
<b>Chemicals</b>						
Vertellus Specialties, Inc.(3)(4)	First-lien loan (\$19,950 par, due 10/2019)	10.50%	10/31/2014	19,267	18,753	2.2%
<b>Communications</b>						
IPC Systems, Inc.(3)(4)	Second-lien loan (\$17,000 par, due 5/2021)	9.50%	5/2/2014	16,935	17,680	2.1%
<b>Containers and packaging</b>						
The Newark Group, Inc.(3)(4)	First-lien loan (\$39,240 par, due 2/2018)	8.50%	2/8/2013	38,984	40,025	4.8%
<b>Education</b>						
Campus Management, Inc.(3)(4)(6)	First-lien loan (\$28,125 par, due 9/2018)	8.75%	9/30/2013	27,576	27,914	3.3%



## Table of Contents

Company(1)	Investment	Interest	Initial Acquisition Date	Amortized Cost(2)	Fair Value	Percentage of Net Assets
<b>Electronics</b>						
MyAlarm Center, LLC(3)(4)	First-lien loan (\$61,861 par, due 1/2018)	8.50%	1/9/2014	61,013	60,893	7.3%
		16.25%				
		(incl. 4.25% PIK)	1/9/2014	4,849	4,520	0.5%
APX Group Inc.(3)(4)	Mezzanine loan (\$4,887 par, due 7/2018)					
	First-lien bond 6.375% (\$5,000 par, due 12/2019)	6.38%	12/12/2014	4,727	4,788	0.6%
	First-lien bond 8.75% (\$10,000 par, due 12/2020)	8.75%	12/11/2014	8,566	8,444	1.0%
				79,155	78,645	9.4%
<b>Financial services</b>						
Embarcadero Technologies, Inc.(3)(4)(6)	First-lien loan (\$40,243 par, due 12/2017)	8.00%	12/28/2012	39,585	40,544	4.9%
Rogue Wave Holdings, Inc.(3)(4)(6)	First-lien loan (\$66,470 par, due 12/2018)	7.50%	11/21/2012	65,344	65,971	7.9%
				104,929	106,515	12.8%
<b>Healthcare and pharmaceuticals</b>						
Aesynt Incorporated(3)(4)(6)	First-lien loan (\$34,563 par, due 5/2019)	7.00%	5/8/2014	33,714	33,526	4.0%
Global Healthcare Exchange, Inc.(3)(4)	First-lien loan (\$46,250 par, due 3/2020)	8.50%	3/11/2014	45,149	45,139	5.4%
Helix Health, Ltd.(3)(5)		11.50%				
	First-lien loan (EUR 28,014 par, due 9/2019)	(incl. 3.00% PIK)	9/30/2014	33,761	32,373	3.9%
	First-lien revolving loan (EUR 300 par, due 9/2019)	11.50%	9/30/2014	235	227	0.0%
Mediware Information Systems, Inc.(3)(4)(6)	First-lien loan (\$69,405 par, due 5/2018)	7.00%	11/9/2012	68,221	68,885	8.2%
SRS Software, LLC(3)(4)	First-lien loan (\$33,750 par, due 12/2017)	8.75%	12/28/2012	33,192	33,834	4.1%
	First-lien revolving loan (\$2,000 par, due 12/2017)	8.75%	12/28/2012	1,933	2,005	0.2%
				216,205	215,989	25.8%
<b>Hotel, gaming, and leisure</b>						
Centaur, LLC(3)(4)	Second-lien loan (\$10,000 par, due 2/2020)	8.75%	2/15/2013	9,931	9,913	1.2%
IRG Sports & Entertainment, LLC(3)(4)		12.00%				
	First-lien loan (\$43,653 par, due 9/2019)	(incl. 5.00% PIK)	9/30/2014	41,073	40,161	4.8%
Soho House(5)	Second-lien bond (GBP 13,750 par, due 10/2018)	9.13%	9/20/2013	22,826	22,565	2.7%
				73,830	72,639	8.7%

## Table of Contents

Company(1)	Investment	Interest	Initial Acquisition Date	Amortized Cost(2)	Fair Value	Percentage of Net Assets
<b>Insurance</b>						
Infogix, Inc.(3)(4)	First-lien loan (\$35,438 par, due 6/2017)	10.00%	6/1/2012	35,034	35,260	4.2%
	First-lien revolving loan (\$2,010 par, due 6/2017)	11.00%	6/1/2012	1,961	1,985	0.2%
Insurity, Inc.(3)(4)(6)	First-lien loan (\$65,000 par, due 10/2020)	7.50%	10/31/2014	64,363	64,025	7.7%
				<u>101,358</u>	<u>101,270</u>	<u>12.1%</u>
<b>Internet Services</b>						
Highwinds Capital, Inc.(3)(4)	First-lien loan (\$41,401 par, due 7/2018)	9.00%	3/7/2014	40,931	40,859	4.9%
<b>Manufacturing</b>						
Jeeves Information Systems AB(3)(5)(6)	First-lien loan (SEK 203,140 par, due 3/2019)	8.75%	6/5/2013	30,897	25,690	3.1%
<b>Metals and mining</b>						
Metalico, Inc.(3)(4)(6)	First-lien loan (\$19,973 par, due 11/2019)	10.50%	11/21/2013	17,699	21,321	2.6%
<b>Office products</b>						
Ecommerce Industries, Inc.(3)(4)(6)	First-lien loan (\$35,390 par, due 3/2019)	7.25%	3/11/2014	35,090	34,868	4.2%
<b>Oil, gas and consumable fuels</b>						
Milagro Exploration, LLC(3)(4)	First-lien loan (\$62,857 par, due 9/2017)	9.50%	9/4/2014	62,130	61,457	7.4%
Mississippi Resources, LLC(3)(4)(7)	First-lien loan (\$39,505 par, due 6/2018)	13.00% (incl. 1.50% PIK)	6/4/2014	38,706	37,381	4.5%
				<u>100,836</u>	<u>98,838</u>	<u>11.9%</u>
<b>Specialty Retail</b>						
Toys 'R' Us-Delaware, Inc.(3)(4)	First-lien loan (\$42,000 par, due 10/2019)	8.25%	10/10/2014	41,149	41,370	5.0%
<b>Transportation</b>						
Kewill, Ltd.(3)(5)	Second-lien loan (\$62,500 par, due 10/2019)	9.50%	10/2/2013	61,428	61,250	7.3%
				<u>1,251,749</u>	<u>1,248,618</u>	<u>149.6%</u>
<b>Total Debt Investments</b>						
<b>Equity and Other Investments Business services</b>						
Network Merchants, Inc	Non-Voting Preferred Units (774,099 units)		9/12/2013	780	932	0.1%
<b>Healthcare and pharmaceuticals</b>						
Global Healthcare Exchange, LLC	Common Shares Class A (598 shares)		3/11/2014	467	467	0.1%
	Common Shares Class B (196 shares)		3/11/2014	137	137	0.0%
Helix Health, Ltd.(5)	Warrants		9/30/2014	877	840	0.1%

## Table of Contents

Company(1)	Investment	Interest	Initial Acquisition Date	Amortized Cost(2)	Fair Value	Percentage of Net Assets
SRS Parent Corp.	Common Shares Class A (1,980 shares)		12/28/2012	1,980	1,099	0.1%
	Common Shares Class B (2,953,020 shares)		12/28/2012	20	11	0.0%
				<u>3,481</u>	<u>2,554</u>	<u>0.3%</u>
<b>Hotel, gaming, and leisure</b>						
IRG Sports & Entertainment, LLC	Warrants		9/30/2014	1,494	1,494	0.2%
<b>Metals and mining</b>						
Metalico, Inc.	Warrants		11/21/2013	1,343	133	0.0%
<b>Oil, gas and consumable fuels</b>						
Mississippi Resources, LLC(7)			6/4/2014	8,874	4,254	0.5%
<b>Other</b>						
Symphony(5)	CLO Tranche F	5.98%	11/17/2014	5,531	5,526	0.7%
<b>Total Equity and Other Investments</b>				<u>21,503</u>	<u>14,893</u>	<u>1.8%</u>
<b>Total Investments</b>				<u>\$ 1,273,252</u>	<u>\$ 1,263,511</u>	<u>151.4%</u>

- Unless otherwise indicated, the Company's portfolio companies are domiciled in the United States. Certain portfolio company investments are subject to contractual restrictions on sales.
- The amortized cost represents the original cost adjusted for the amortization of discounts and premiums, as applicable, on debt investments using the effective interest method.
- Loan contains a variable rate structure, subject to an interest rate floor. Variable rate loans bear interest at a rate that may be determined by reference to either LIBOR (which can include one-, two-, three- or six-month LIBOR) or an alternate base rate (which can include the Federal Funds Effective Rate or the Prime Rate), at the borrower's option, which reset periodically based on the terms of the loan agreement. For each such loan the Company has provided the interest rate in effect on the date presented.
- The investment, or a portion thereof, is held within TPG SL SPV, LLC, a wholly-owned subsidiary of the Company, and is pledged as collateral supporting the amounts outstanding under the SPV Asset Facility (see Note 7).
- This portfolio company is a non-U.S. corporation and, as a result, is not a qualifying asset under Section 55(a) of the 1940 Act. Under the 1940 Act, the Company may not acquire any non-qualifying asset unless, at the time such acquisition is made, qualifying assets represent at least 70% of total assets.
- In addition to the interest earned based on the stated interest rate of this loan, which is the amount reflected in this schedule, the Company may be entitled to receive additional interest as a result of an arrangement with other lenders in the syndication.
- Under the 1940 Act, the Company is deemed to be both an "Affiliated Person" of and "Control," as such terms are defined in the 1940 Act, this portfolio company, as the Company owns more than 25% of the portfolio company's outstanding voting securities or has the power to exercise control over management or policies of such portfolio company (including through a management agreement). Transactions during the year ended December 31, 2014 in which the issuer was an Affiliated Person of and was deemed to Control a portfolio company are as follows:

Company	Fair Value at December 31, 2013	Gross Additions(a)	Gross Reductions(b)	Net Unrealized Gain/(Loss)	Realized Gain/(Losses)	Fair Value at December 31, 2014	Other Income	Interest Income
Mississippi Resources, LLC	\$ —	\$ 47,580	\$ —	\$ (5,944)	\$ —	\$ 41,636	\$ 143	\$ 2,994
<b>Total</b>	<b>\$ —</b>	<b>\$ 47,580</b>	<b>\$ —</b>	<b>\$ (5,944)</b>	<b>\$ —</b>	<b>\$ 41,636</b>	<b>\$ 143</b>	<b>\$ 2,994</b>

- Gross additions include increases in the cost basis of investments resulting from new investments, payment-in-kind interest or dividends, the amortization of any unearned income or discounts on debt investments, as applicable.
- Gross reductions include decreases in the cost basis of investments resulting from principal collections related to investment repayments or sales, and the amortization of any discounts on debt investments, as applicable.

The accompanying notes are an integral part of these consolidated financial statements.

**Consolidated Schedule of Investments as of December 31, 2013**  
**(Amounts in thousands, except share amounts)**

Company(1)	Investment	Interest	Initial Acquisition Date	Amortized Cost(2)	Fair Value	Percentage of Net Assets
<b>Debt Investments</b>						
<b>Aerospace and defense</b>						
MSC Software Corporation(3)(4)(6)	First-lien loan (\$53,452 par, due 11/2017)	7.75%	12/23/2011	\$ 52,828	\$ 53,720	9.3%
<b>Automotive</b>						
Heartland Automotive Holdings, LLC(3)(4)	First-lien loan (\$36,733 par, due 6/2017)	9.75%	8/28/2012	36,002	36,182	6.3%
Sage Automotive Interiors, Inc.(3)(4)(6)	First-lien revolving loan (\$4,611 par, due 6/2017)	10.75%	8/28/2012	4,500	4,528	0.8%
	First-lien loan (\$21,553 par, due 12/2016)	8.50%	12/31/2012	<u>21,336</u>	<u>21,445</u>	<u>3.7%</u>
				<u>61,838</u>	<u>62,155</u>	<u>10.8%</u>
<b>Beverage, food and tobacco</b>						
AFS Technologies, Inc.(3)(4)(6)	First-lien loan (\$44,394 par, due 8/2015)	7.75%	8/31/2011	43,837	45,837	8.0%
<b>Business services</b>						
Actian Corporation(3)(4)(6)	First-lien loan (\$67,933 par, due 4/2018)	8.50%	4/11/2013	65,762	66,405	11.6%
Aptean Holdings, Inc. f/k/a Consona Holdings, Inc.(3)(4)	First-lien loan (\$29,625 par, due 8/2018)	7.25%	8/13/2012	29,279	29,477	5.1%
Beyond Trust Software Holding Group, Inc.(3)(6)	First-lien loan (\$42,500 par, due 12/2019)	7.25%	12/18/2013	41,462	41,437	7.2%
Network Merchants, Inc (3)(4)	First-lien loan (\$29,659 par, due 9/2018)	8.75%	9/12/2013	<u>29,105</u>	<u>29,202</u>	<u>5.1%</u>
				<u>165,608</u>	<u>166,521</u>	<u>29.0%</u>
<b>Construction and building</b>						
Mannington Mills, Inc.(3)(4)	Second-lien loan (\$47,430 par, due 3/2017)	14.00% (incl. 2.00% PIK)	3/2/2012	46,545	51,817	9.0%
<b>Containers and packaging</b>						
The Newark Group, Inc.(3)(4)	First-lien loan (\$46,560 par, due 2/2018)	8.50%	2/8/2013	46,164	47,142	8.2%
<b>Education</b>						
Campus Management, Inc.(3)(4)(6)	First-lien loan (\$29,625 par, due 9/2018)	8.75%	9/30/2013	28,931	29,032	5.1%
<b>Financial services</b>						
Embarcadero Technologies, Inc.(3)(4)(6)	First-lien loan (\$42,479 par, due 12/2017)	8.00%	12/28/2012	41,597	42,372	7.4%

## Table of Contents

Company(1)	Investment	Interest	Initial Acquisition Date	Amortized Cost(2)	Fair Value	Percentage of Net Assets
Rogue Wave Holdings, Inc.(3)(4)(6)	First-lien loan (\$76,337 par, due 12/2018)	8.25%	11/21/2012	74,752	75,764	13.2%
				<u>116,349</u>	<u>118,136</u>	<u>20.6%</u>
<b>Healthcare and pharmaceuticals</b>						
Mediware Information Systems, Inc.(3)(4)(6)	First-lien loan (\$71,634 par, due 5/2018)	8.00%	11/9/2012	70,120	71,097	12.4%
SRS Software, LLC(3)(4)	First-lien loan (\$35,625 par, due 12/2017)	8.75%	12/28/2012	34,782	35,625	6.2%
	First-lien revolving loan (\$2,000 par, due 12/2017)	8.75%	12/28/2012	2,000	2,000	0.3%
				<u>106,902</u>	<u>108,722</u>	<u>18.9%</u>
<b>Hotel, gaming, and leisure</b>						
AMF Bowling Worldwide, Inc.(3)(4)	First-lien loan (\$14,813 par, due 6/2018)	8.75%	7/2/2013	13,687	14,821	2.6%
Centaur, LLC(3)	Second-lien loan (\$10,000 par, due 2/2020)	8.75%	2/15/2013	9,923	10,250	1.8%
Mandalay Baseball Properties, LLC(3)(4)	First-lien loan (\$34,886 par, due 3/2017)	(incl. 4.50% PIK)	4/12/2012	34,303	35,758	6.2%
Soho House(5)	Second-lien bond (GBP 7,000 par, due 10/2018)	9.13%	9/20/2013	11,200	11,913	2.1%
				<u>69,113</u>	<u>72,742</u>	<u>12.7%</u>
<b>Human resource support services</b>						
Pai Group, Inc.(3)(4)	First-lien loan (\$34,737 par, due 5/2018)	10.50%	5/8/2013	33,979	34,141	5.9%
SumTotal Systems, LLC(3)(4)	First-lien loan (\$7,483 par, due 11/2018)	6.25%	11/16/2012	7,405	7,371	1.3%
	Second-lien loan (\$12,000 par, due 5/2019)	10.25%	11/16/2012	11,932	11,790	2.1%
				<u>53,316</u>	<u>53,302</u>	<u>9.3%</u>
<b>Insurance</b>						
Infogix, Inc.(3)(4)	First-lien loan (\$31,888 par, due 6/2017)	10.00%	6/1/2012	31,433	31,808	5.5%
	First-lien revolving loan (\$850 par, due 6/2017)	10.00%	6/1/2012	782	838	0.1%
				<u>32,215</u>	<u>32,646</u>	<u>5.6%</u>
<b>Manufacturing</b>						
Jeeves Information Systems AB(3)(5)	First-lien loan (SEK 177,161 par, due 6/2018)	9.25%	6/5/2013	26,486	27,170	4.7%
<b>Metals and mining</b>						
Metalico, Inc.(3)(6)	First-lien loan (\$35,650 par, due 11/2019)	9.50%	11/21/2013	33,523	33,841	5.9%

## Table of Contents

Company(1)	Investment	Interest	Initial Acquisition Date	Amortized Cost(2)	Fair Value	Percentage of Net Assets
<b>Office products</b>						
Ecommerce Industries, Inc.(3)(4)(6)	First-lien loan (\$19,936 par, due 10/2016)	8.00%	10/17/2011	19,764	20,086	3.5%
<b>Oil, gas and consumable fuels</b>						
Global Geophysical(3)(4)	First-lien loan (\$40,883 par, due 9/2016)	10.75%	9/30/2013	39,617	40,065	7.0%
<b>Transportation</b>						
Kewill, Ltd.(3)(5)	Second-lien loan (\$52,500 par, due 10/2019)	9.50%	10/2/2013	51,482	51,713	9.0%
<b>Total Debt Investments</b>				<u>994,518</u>	<u>1,014,647</u>	<u>176.6%</u>
<b>Equity Investments</b>						
<b>Business services</b>						
Network Merchants, Inc	Non-Voting Preferred Units (774,099 units)		9/12/2013	780	780	0.1%
<b>Healthcare and pharmaceuticals</b>						
SRS Parent Corp.	Common Shares Class A (1,980 shares)		12/28/2012	1,980	1,024	0.2%
	Common Shares Class B (2,953,020 shares)		12/28/2012	20	—	0.0%
<b>Total Equity Investments</b>				<u>2,780</u>	<u>1,804</u>	<u>0.3%</u>
<b>Total Investments</b>				<u>\$ 997,298</u>	<u>\$1,016,451</u>	<u>176.9%</u>

- Unless otherwise indicated, the Company's portfolio companies are domiciled in the United States. As of December 31, 2013, the Company does not "control" any of the portfolio companies nor are any of its portfolio companies considered to be "affiliates" (see Note 4). Certain portfolio company investments are subject to contractual restrictions on sales.
- The amortized cost represents the original cost adjusted for the amortization of discounts and premiums, as applicable, on debt investments using the effective interest method.
- Loan contains a variable rate structure, subject to an interest rate floor. Variable rate loans bear interest at a rate that may be determined by reference to either LIBOR (which can include one-, two-, three- or six-month LIBOR) or an alternate base rate (which can include the Federal Funds Effective Rate or the Prime Rate), at the borrower's option, which reset periodically based on the terms of the loan agreement. For each such loan the Company has provided the interest rate in effect on the date presented.
- The investment, or a portion thereof, is held within TPG SL SPV, LLC, a wholly-owned subsidiary of the Company, and is pledged as collateral supporting the amounts outstanding under the SPV Asset Facility (see Note 7).
- This portfolio company is a non-U.S. corporation and, as a result, is not a qualifying asset under Section 55(a) of the 1940 Act. Under the 1940 Act, the Company may not acquire any non-qualifying asset unless, at the time such acquisition is made, qualifying assets represent at least 70% of total assets.
- In addition to the interest earned based on the stated interest rate of this loan, which is the amount reflected in this schedule, the Company may be entitled to receive additional interest as a result of an arrangement with other lenders in the syndication.

The accompanying notes are an integral part of these consolidated financial statements.

## TPG Specialty Lending, Inc.

Consolidated Statements of Changes in Net Assets  
(Amounts in thousands)

	Year Ended December 31, 2014	Year Ended December 31, 2013	Year Ended December 31, 2012
<b>Increase in Net Assets Resulting from Operations</b>			
Net investment income	\$ 104,475	\$ 57,501	\$ 28,029
Net change in unrealized gains (losses)	(17,722)	8,386	7,211
Net realized gains (losses)	(1,703)	1,096	4,355
<b>Increase in Net Assets Resulting from Operations</b>	<u>85,050</u>	<u>66,983</u>	<u>39,595</u>
<b>Increase in Net Assets Resulting from Capital Share Transactions</b>			
Issuance of common shares, net of offering and underwriting costs	234,419	56,857	287,692
Reinvestment of dividends	22,566	26,438	9,194
Dividends declared from net investment income	(80,077)	(48,301)	(26,997)
Dividends declared from realized gains	(1,249)	(7,084)	(2,773)
<b>Increase in Net Assets Resulting from Capital Share Transactions</b>	<u>175,659</u>	<u>27,910</u>	<u>267,116</u>
<b>Total Increase in Net Assets</b>	260,709	94,893	306,711
Net assets, beginning of period	574,696	479,803	173,092
<b>Net Assets, End of Period</b>	<u>\$ 835,405</u>	<u>\$ 574,696</u>	<u>\$ 479,803</u>
<b>Undistributed Net Investment Income Included in Net Assets at the End of the Period</b>	\$ 6,555	\$ 3,981	\$ (1,016)

The accompanying notes are an integral part of these consolidated financial statements.

**TPG Specialty Lending, Inc.**

**Consolidated Statements of Cash Flows**  
(Amounts in thousands)

	Year Ended December 31, 2014	Year Ended December 31, 2013	Year Ended December 31, 2012
<b>Cash Flows from Operating Activities</b>			
Increase in net assets resulting from operations	\$ 85,050	\$ 66,983	\$ 39,595
Adjustments to reconcile increase in net assets resulting from operations to net cash used in operating activities:			
Net change in unrealized (gains) losses on investments	28,895	(9,630)	(7,211)
Net change in unrealized (gains) losses on foreign currency transactions	(11,173)	1,244	—
Net realized gains on investments	(83)	(1,061)	(4,355)
Net realized gains on foreign currency transactions	(195)	(35)	—
Net amortization of discount on securities	(19,627)	(6,728)	(4,489)
Amortization of debt issuance costs	2,553	1,903	1,496
Accretion of discount on Convertible Senior Notes	300	—	—
Purchases of investments, net	(974,824)	(602,988)	(760,668)
Proceeds from investments, net	100,656	46,390	119,126
Repayments on investments	620,671	214,293	190,594
Paid-in-kind interest	(2,748)	(2,749)	(1,808)
Changes in operating assets and liabilities:			
Interest receivable	(1,167)	(2,579)	(1,071)
Interest receivable paid-in-kind	(44)	—	—
Prepaid expenses and other assets	(12,443)	443	(6,292)
Management fees payable to affiliate	3,307	116	531
Incentive fees payable to affiliate	(181)	2,083	3,706
Payable to affiliate	250	2,188	(577)
Other liabilities	31,972	496	1,324
<b>Net Cash Used in Operating Activities</b>	<b>(148,831)</b>	<b>(289,631)</b>	<b>(430,099)</b>
<b>Cash Flows from Financing Activities</b>			
Borrowings on debt	1,108,097	902,000	1,332,688
Payments on debt	(1,135,388)	(801,569)	(1,155,852)
Debt issuance costs	(6,766)	(1,615)	(5,328)
Proceeds from issuance of common stock, net of offering and underwriting costs	234,419	56,857	287,692
Dividends paid to stockholders	(52,589)	(24,396)	(10,968)
<b>Net Cash Provided by Financing Activities</b>	<b>147,773</b>	<b>131,277</b>	<b>448,232</b>
<b>Net Increase (Decrease) in Cash and Cash Equivalents</b>	<b>(1,058)</b>	<b>(158,354)</b>	<b>18,133</b>
Cash and cash equivalents, beginning of period	3,471	161,825	143,692
<b>Cash and Cash Equivalents, End of Period</b>	<b>\$ 2,413</b>	<b>\$ 3,471</b>	<b>\$ 161,825</b>
Supplemental Information:			
Interest paid during the period	\$ 11,394	\$ 8,792	\$ 3,580
Excise taxes paid during the period	\$ 199	\$ 46	\$ —
Dividends declared during the period	\$ 81,326	\$ 55,385	\$ 29,770
Reinvestment of dividends during the period	\$ 22,566	\$ 26,438	\$ 9,194
Subscription receivable from common stockholders	\$ —	\$ —	\$ 1,870

The accompanying notes are an integral part of these consolidated financial statements.



**TPG Specialty Lending, Inc.**  
**Notes to Consolidated Financial Statements**  
**(Amounts in thousands, unless otherwise indicated)**

**1. Organization and Basis of Presentation**

*Organization*

TPG Specialty Lending, Inc. (“TSL” or the “Company”) is a Delaware corporation formed on July 21, 2010. The Company was formed primarily to lend to, and selectively invest in, middle-market companies in the United States. The Company has elected to be regulated as a business development company (“BDC”) under the Investment Company Act of 1940, as amended (the “1940 Act”). In addition, for tax purposes, the Company has elected to be treated as a regulated investment company (“RIC”) under Subchapter M of the Internal Revenue Code of 1986, as amended (the “Code”). TSL is managed by TSL Advisers, LLC (the “Adviser”). On June 1, 2011, the Company formed a wholly-owned subsidiary, TC Lending, LLC, a Delaware limited liability company. On March 22, 2012, the Company formed a wholly-owned subsidiary, TPG SL SPV, LLC, a Delaware limited liability company (“TPG SL SPV”). On May 19, 2014, the Company formed a wholly-owned subsidiary, TSL MR, LLC, a Delaware limited liability company.

On March 21, 2014, the Company completed its initial public offering (“IPO”), issuing 7,000,000 shares at \$16.00 per share, and its concurrent private placement, issuing 3,124,984 shares at \$16.00 per share. Net of underwriting fees and offering costs, the Company received total cash proceeds of \$151.6 million.

In April 2014, the Company issued a total of 1,050,000 shares of stock pursuant to the exercise of the underwriters’ over-allotment option. Net of underwriting fees and offering costs, the Company received additional total cash proceeds of \$15.4 million.

On March 21, 2014, the Company’s shares began trading on the New York Stock Exchange (“NYSE”) under the symbol “TSLX.”

*Basis of Presentation*

The accompanying consolidated financial statements are prepared in accordance with accounting principles generally accepted in the United States of America (“U.S. GAAP”), and include the accounts of the Company and its subsidiaries. In the opinion of management, all adjustments, consisting solely of accruals considered necessary for the fair presentation of the consolidated financial statements for the periods presented, have been included. All intercompany balances and transactions have been eliminated in consolidation.

Certain prior period information has been reclassified to conform to the current period presentation. These reclassifications have no effect on the Company’s financial position or its results of operations as previously reported.

The Company is an investment company and, therefore, applying the specialized accounting and reporting guidance in Accounting Standards Codification (“ASC”) Topic 946, *Financial Services—Investment Companies*.

*Fiscal Year End*

The Company’s fiscal year ends on December 31.

**2. Significant Accounting Policies**

*Use of Estimates*

The preparation of financial statements in conformity with U.S. GAAP requires management to make estimates and assumptions that affect the reported amounts of assets and liabilities and disclosure of contingent assets and liabilities at the date of the consolidated financial statements. Such amounts could differ from those estimates and such differences could be material.

## [Table of Contents](#)

### *Cash and Cash Equivalents*

Cash and cash equivalents may consist of demand deposits and highly liquid investments (e.g., money market funds, U.S. Treasury notes, and similar type instruments) with original maturities of three months or less. Cash and cash equivalents are carried at cost, which approximates fair value. The Company deposits its cash and cash equivalents with highly-rated banking corporations and, at times, cash deposits may exceed the insured limits under applicable law.

### *Investments at Fair Value*

Investment transactions purchased on a secondary basis are recorded on the trade date. Loan originations are recorded on the date of the binding commitment, which is generally the funding date. Realized gains or losses are measured by the difference between the net proceeds received (excluding prepayment fees, if any) and the amortized cost basis of the investment without regard to unrealized gains or losses previously recognized, and include investments charged off during the period, net of recoveries. The net change in unrealized gains or losses primarily reflects the change in investment values and also includes the reversal of previously recorded unrealized gains or losses with respect to investments realized during the period.

Investments for which market quotations are readily available are typically valued at those market quotations. To validate market quotations, the Company utilizes a number of factors to determine if the quotations are representative of fair value, including the source and number of the quotations. Debt and equity securities that are not publicly traded or whose market prices are not readily available, as is the case for substantially all of our investments, are valued at fair value as determined in good faith by the Company's Board of Directors (the "Board"), based on, among other things, the input of the Adviser, the Company's Audit Committee and independent third-party valuation firms engaged at the direction of the Board.

As part of the valuation process, the Board takes into account relevant factors in determining the fair value of its investments, including: the estimated enterprise value of a portfolio company (that is, the total fair value of the portfolio company's debt and equity), the nature and realizable value of any collateral, the portfolio company's ability to make payments based on its earnings and cash flow, the markets in which the portfolio company does business, a comparison of the portfolio company's securities to any similar publicly traded securities, and overall changes in the interest rate environment and the credit markets that may affect the price at which similar investments may be made in the future. When an external event such as a purchase transaction, public offering or subsequent equity sale occurs, the Board considers whether the pricing indicated by the external event corroborates its valuation.

The Board undertakes a multi-step valuation process, which includes, among other procedures, the following:

- The valuation process begins with each investment being initially valued by the investment professionals responsible for the portfolio investment in conjunction with the portfolio management team.
- The Adviser's management reviews the preliminary valuations with the investment professionals. Agreed upon valuation recommendations are presented to the Audit Committee.
- The Audit Committee reviews the valuations presented and recommends values for each investment to the Board.
- The Board reviews the recommended valuations and determines the fair value of each investment; valuations that are not based on readily available market quotations are valued in good faith based on, among other things, the input of the Adviser, Audit Committee and, where applicable, other third parties.

## [Table of Contents](#)

The Company currently conducts this valuation process on a quarterly basis.

In connection with debt and equity securities that are valued at fair value in good faith by the Board, the Board has engaged independent third-party valuation firms to perform certain limited procedures that the Board has identified and requested them to perform. At December 31, 2014, the independent third-party valuation firms performed their procedures over substantially all of the Company's investments. Upon completion of such limited procedures, the third-party valuation firms determined that the fair value, as determined by the Board, of those investments subjected to their limited procedures, was reasonable.

The Company applies Financial Accounting Standards Board Accounting Standards Codification 820, *Fair Value Measurement* (ASC 820), as amended, which establishes a framework for measuring fair value in accordance with U.S. GAAP and required disclosures of fair value measurements. ASC 820 determines fair value to be the price that would be received for an investment in a current sale, which assumes an orderly transaction between market participants on the measurement date. Market participants are defined as buyers and sellers in the principal or most advantageous market (which may be a hypothetical market) that are independent, knowledgeable, and willing and able to transact. In accordance with ASC 820, the Company considers its principal market to be the market that has the greatest volume and level of activity. ASC 820 specifies a fair value hierarchy that prioritizes and ranks the level of observability of inputs used in determination of fair value. In accordance with ASC 820, these levels are summarized below:

- Level 1—Valuations based on quoted prices in active markets for identical assets or liabilities that the Company has the ability to access.
- Level 2—Valuations based on quoted prices in markets that are not active or for which all significant inputs are observable, either directly or indirectly.
- Level 3—Valuations based on inputs that are unobservable and significant to the overall fair value measurement.

Transfers between levels, if any, are recognized at the beginning of the quarter in which the transfers occur. In addition to using the above inputs in investment valuations, the Company applies the valuation policy approved by its Board that is consistent with ASC 820. Consistent with the valuation policy, the Company evaluates the source of inputs, including any markets in which its investments are trading (or any markets in which securities with similar attributes are trading), in determining fair value. When a security is valued based on prices provided by reputable dealers or pricing services (that is, broker quotes), the Company subjects those prices to various criteria in making the determination as to whether a particular investment would qualify for treatment as a Level 2 or Level 3 investment. For example, the Company reviews pricing methodologies provided by dealers or pricing services in order to determine if observable market information is being used, versus unobservable inputs. Some additional factors considered include the number of prices obtained as well as an assessment as to their quality.

Due to the inherent uncertainty of determining the fair value of investments that do not have a readily available market value, the fair value of the Company's investments may fluctuate from period to period. Additionally, the fair value of such investments may differ significantly from the values that would have been used had a ready market existed for such investments and may differ materially from the values that may ultimately be realized. Further, such investments are generally less liquid than publicly traded securities and may be subject to contractual and other restrictions on resale. If the Company were required to liquidate a portfolio investment in a forced or liquidation sale, it could realize amounts that are different from the amounts presented and such differences could be material.

In addition, changes in the market environment and other events that may occur over the life of the investments may cause the gains or losses ultimately realized on these investments to be different than the unrealized gains or losses reflected herein.

## [Table of Contents](#)

### *Financial and Derivative Instruments*

The Company recognizes all derivative instruments as assets or liabilities at fair value in its consolidated financial statements. Derivative contracts entered into by the Company are not designated as hedging instruments, and as a result the Company presents changes in fair value through current period earnings.

In the normal course of business, the Company has commitments and risks resulting from its investment transactions, which may include those involving derivative instruments. Derivative instruments are measured in terms of the notional contract amount and derive their value based upon one or more underlying instruments. While the notional amount gives some indication of the Company's volume of derivative trading activity, it generally is not exchanged, but is only used as the basis on which interest and other payments are exchanged. Derivative instruments are subject to various risks similar to non-derivative instruments including market, credit, liquidity, and operational risks. The Company manages these risks on an aggregate basis as part of its risk management policies.

Derivatives, including the Company's interest rate swaps, for which broker quotes are available are typically valued at those broker quotes.

### *Offsetting Assets and Liabilities*

The Company presents the fair value of foreign currency forward contracts and interest rate swaps executed with the same counterparty on a net basis given the Company has the legal right to offset the recognized amounts, and it intends to settle on a net basis.

Foreign currency forward contract and interest rate swap receivables or payables pending settlement are offset, and the net amount is included with receivable or payable for foreign currency forward contracts or interest rate swaps in the consolidated balance sheets when, and only when, the Company has the legal right to offset the recognized amounts, and it intends to either settle on a net basis or realize the asset and settle the liability simultaneously.

### *Foreign Currency*

Foreign currency amounts are translated into U.S. dollars on the following basis:

- cash and cash equivalents, market value of investments, outstanding debt on revolving credit facilities, other assets and liabilities: at the spot exchange rate on the last business day of the period; and
- purchases and sales of investments, borrowings and repayments of such borrowings, income and expenses: at the rates of exchange prevailing on the respective dates of such transactions.

Although net assets and fair values are presented based on the applicable foreign exchange rates described above, the Company does not isolate that portion of the results of operations resulting from changes in foreign exchange rates on investments from the fluctuations arising from changes in fair values of investments held. Such fluctuations are included with the net realized and unrealized gain or loss from investments. Fluctuations arising from the translation of foreign currency borrowings are included with the net change in unrealized gains (losses) on translation of assets and liabilities in foreign currencies on the consolidated statements of operations.

Investments denominated in foreign currencies and foreign currency transactions may involve certain considerations and risks not typically associated with those of domestic origin, including unanticipated movements in the value of the foreign currency relative to the U.S. dollar.

## [Table of Contents](#)

### *Equity Offering Expenses*

The Company records expenses related to registration statement filings and applicable offering costs as deferred financing costs. To the extent such expenses relate to equity offerings, these expenses are charged as a reduction of capital upon each such offering.

### *Debt Issuance Costs*

The Company records origination and other expenses related to its debt obligations as deferred financing costs. These expenses are deferred and amortized using the effective yield method, or straight-line method for revolving credit facilities, over the stated maturity life of the obligation.

### *Interest and Dividend Income Recognition*

Interest income is recorded on an accrual basis and includes the amortization of discounts and premiums. Discounts and premiums to par value on securities purchased are amortized into interest income over the contractual life of the respective security using the effective yield method. The amortized cost of investments represents the original cost adjusted for the amortization of discounts and premiums, if any.

Loans are generally placed on non-accrual status when principal or interest payments are past due 30 days or more or when there is reasonable doubt that principal or interest will be collected in full. Accrued and unpaid interest is generally reversed when a loan is placed on non-accrual status. Interest payments received on non-accrual loans may be recognized as income or applied to principal depending upon management's judgment regarding collectability. Non-accrual loans are restored to accrual status when past due principal and interest is paid current and, in management's judgment, are likely to remain current. Management may determine to not place a loan on non-accrual status if the loan has sufficient collateral value and is in the process of collection.

Dividend income on preferred equity securities is recorded on an accrual basis to the extent that such amounts are payable by the portfolio company and are expected to be collected. Dividend income on common equity securities is recorded on the record date for private portfolio companies or on the ex-dividend date for publicly-traded portfolio companies.

### *Other Income*

From time to time, the Company may receive fees for services provided to portfolio companies by the Adviser. These fees are generally only available to the Company as a result of closing investments, are normally paid at the closing of the investments, are generally non-recurring and are recognized as revenue when earned upon closing of the investment. The services that the Adviser provides vary by investment, but generally include syndication, structuring or diligence fees, and fees for providing managerial assistance to our portfolio companies.

In certain instances where the Company is invited to participate as a co-lender in a transaction and does not provide significant services in connection with the investment, all or a portion of any loan fees received by the Company in such situations will be deferred and amortized over the investment's life using the effective yield method.

### *Reimbursement of Transaction-Related Expenses*

The Company may receive reimbursement for certain transaction-related expenses in pursuing investments. Transaction-related expenses, which are expected to be reimbursed by third parties, are typically deferred until the transaction is consummated and are recorded in Prepaid expenses and other assets on the date incurred. The costs of successfully completed investments not otherwise reimbursed are borne by the Company and included as a component of the investment's cost basis. Subsequent to closing, investments are recorded at fair value at each reporting period.

## [Table of Contents](#)

Cash advances received in respect of transaction-related expenses are recorded as cash and cash equivalents with an offset to Other liabilities or Payables to affiliates. Other liabilities or Payables to affiliates are relieved as reimbursable expenses are incurred.

### *Income Taxes*

The Company has elected to be treated as a BDC under the 1940 Act. The Company also has elected to be treated as a RIC under the Internal Revenue Code. So long as the Company maintains its status as a RIC, it will generally not pay corporate-level U.S. federal income or excise taxes on any ordinary income or capital gains that it distributes at least annually to its stockholders as dividends. As a result, any tax liability related to income earned and distributed by the Company represents obligations of the Company's stockholders and will not be reflected in the consolidated financial statements of the Company.

The Company evaluates tax positions taken or expected to be taken in the course of preparing its financial statements to determine whether the tax positions are "more-likely-than-not" to be sustained by the applicable tax authority. Tax positions not deemed to meet the "more-likely-than-not" threshold are reversed and recorded as a tax benefit or expense in the current year. All penalties and interest associated with income taxes are included in income tax expense. Conclusions regarding tax positions are subject to review and may be adjusted at a later date based on factors including, but not limited to, on-going analyses of tax laws, regulations and interpretations thereof.

### *Dividends to Common Stockholders*

Dividends to common stockholders are recorded on the record date. The amount to be paid out as a dividend is determined by the Board and is generally based upon the earnings estimated by the Adviser. Net realized long-term capital gains, if any, would be generally distributed at least annually, although the Company may decide to retain such capital gains for investment.

The Company has adopted a dividend reinvestment plan that provides for reinvestment of any dividends declared in cash on behalf of stockholders, unless a stockholder elects to receive cash. As a result, if the Board authorizes, and it declares, a cash dividend, then the stockholders who have not "opted out" of the dividend reinvestment plan will have their cash dividends automatically reinvested in additional shares of the Company's common stock, rather than receiving the cash dividend. The Company expects to use newly issued shares to implement the dividend reinvestment plan.

### *New Accounting Pronouncements*

In August 2014, the Financial Accounting Standards Board issued Accounting Standards Update 2014-15 ("ASU 2014-15"), "*Presentation of Financial Statements—Going Concern (Subtopic 205 – 40): Disclosure of Uncertainties About an Entity's Ability to Continue as a Going Concern.*" ASU 2014-15 requires management to evaluate whether there are conditions or events that raise substantial doubt about the entity's ability to continue as a going concern, and to provide certain disclosures when it is probable that the entity will be unable to meet its obligations as they become due within one year after the date that the financial statements are issued. Since this guidance is primarily around certain disclosures to the financial statements, the Company anticipates no impact on our financial position, results of operations or cash flows from adopting this standard. The Company is currently assessing the additional disclosure requirements, if any, of ASU 2014-15. ASU 2014-15 is effective for the annual period ending after December 31, 2016 and for annual periods and interim periods thereafter, with early adoption permitted.

In May 2014, the Financial Accounting Standards Board issued Accounting Standards Update 2014-09 ("ASU 2014-09"), "*Revenue from Contracts with Customers (Topic 606).*" The guidance in this ASU supersedes the revenue recognition requirements in Topic 605, Revenue Recognition. Under the new guidance, an entity

should recognize revenue to depict the transfer of promised goods or services to customers in an amount that reflects the consideration to which the entity expects to be entitled in exchange for those goods or services. The amendments in ASU 2014-09 are effective for annual reporting periods beginning after December 15, 2016, including interim periods within that reporting period. Early application is not permitted. The Company is currently evaluating the impact of adopting this ASU on its consolidated financial statements.

### **3. Agreements and Related Party Transactions**

#### *Administration Agreement*

On March 15, 2011, the Company entered into the Administration Agreement with the Adviser. Under the terms of the Administration Agreement, the Adviser provides administrative services to the Company. These services include providing office space, equipment and office services, maintaining financial records, preparing reports to stockholders and reports filed with the SEC, and managing the payment of expenses and the performance of administrative and professional services rendered by others. Certain of these services are reimbursable to the Adviser under the terms of the Administration Agreement. In addition, the Adviser is permitted to delegate its duties under the Administration Agreement to affiliates or third parties and the Company pays or reimburses the Adviser expenses incurred by any such affiliates or third parties for work done on its behalf.

For the years ended December 31, 2014, 2013 and 2012, the Company incurred expenses of \$2.7 million, \$1.4 million and \$1.0 million, respectively, for administrative services payable to the Adviser under the terms of the Administration Agreement.

On November 3, 2014, the Board renewed the Administration Agreement. Unless earlier terminated as described below, the Administration Agreement will remain in effect until November 3, 2015, and may be extended subject to required approvals. The Administration Agreement may be terminated by either party without penalty on 60 days' written notice to the other party.

No person who is an officer, director or employee of the Adviser or its affiliates and who serves as a director of the Company receives any compensation from the Company for his or her services as a director. However, the Company reimburses the Adviser (or its affiliates) for an allocable portion of the compensation paid by the Adviser or its affiliates to the Company's Chief Compliance Officer, Chief Financial Officer, and other professionals who spend time on such related activities (based on the percentage of time those individuals devote, on an estimated basis, to the business and affairs of the Company). Directors who are not affiliated with the Adviser receive compensation for their services and reimbursement of expenses incurred to attend meetings.

#### *Investment Advisory Agreement*

On April 15, 2011, the Company entered into the Investment Advisory Agreement with the Adviser. The Investment Advisory Agreement was subsequently amended on December 12, 2011. Under the terms of the Investment Advisory Agreement, the Adviser will provide investment advisory services to the Company. The Adviser's services under the Investment Advisory Agreement are not exclusive, and the Adviser is free to furnish similar or other services to others so long as its services to the Company are not impaired. Under the terms of the Investment Advisory Agreement, the Company will pay the Adviser the Management Fee and may also pay certain Incentive Fees.

The Management Fee is calculated at an annual rate of 1.5% based on the average value of the Company's gross assets calculated using the values at the end of the two most recently completed calendar quarters, adjusted for any share issuances or repurchases during the period. The Management Fee is payable quarterly in arrears and is prorated for any partial month or quarter.

For the years ended December 31, 2014, 2013 and 2012, Management Fees were \$18.3 million, \$13.4 million, and \$8.9 million, respectively.

## [Table of Contents](#)

Until the IPO, the Adviser had waived its right to receive the Management Fee in excess of the sum of (i) 0.25% of aggregate committed but undrawn capital; and, (ii) 0.75% of aggregate drawn capital (including capital drawn to pay Company expenses) as determined as of the end of any calendar quarter.

For the years ended December 31, 2014, 2013, and 2012, Management Fees of \$2.5 million, \$7.1 million, and \$3.7 million, respectively, were waived. Any waived Management Fees were not subject to recoupment by the Adviser. Following the IPO, the Adviser has not waived its right to receive the full Management Fee and accordingly, the Company will be required to continue to pay the full amount of the Management Fee.

The Incentive Fee consists of two parts, as follows:

- (i) The first component, payable at the end of each quarter in arrears through March 31, 2014, equals 100% of the pre-Incentive Fee net investment income in excess of a 1.5% quarterly “hurdle rate” the calculation of which is further explained below, until the Adviser has received 15% of the total pre-Incentive Fee net investment income for that quarter and, for pre-Incentive Fee net investment income in excess of 1.76% quarterly, 15% of all remaining pre-Incentive Fee net investment income for that quarter. The 100% “catch-up” provision for pre-Incentive Fee net investment income in excess of the 1.5% “hurdle rate” is intended to provide the Adviser with an incentive fee of 15% on all pre-Incentive Fee net investment income when that amount equals 1.76% in a quarter (7.04% annualized), which is the rate at which catch-up was achieved. Once the “hurdle rate” is reached and catch-up is achieved, 15% of any pre-Incentive Fee net investment income in excess of 1.76% in any quarter is payable to the Adviser.

The first component, payable at the end of each quarter in arrears beginning April 1, 2014, equals 100% of the pre-Incentive Fee net investment income in excess of a 1.5% quarterly “hurdle rate,” the calculation of which is further explained below, until the Adviser has received 17.5% of the total pre-Incentive Fee net investment income for that quarter and, for pre-Incentive Fee net investment income in excess of 1.82% quarterly, 17.5% of all remaining pre-Incentive Fee net investment income for that quarter. The 100% “catch-up” provision for pre-Incentive Fee net investment income in excess of the 1.5% “hurdle rate” is intended to provide the Adviser with an incentive fee of 17.5% on all pre-Incentive Fee net investment income when that amount equals 1.82% in a quarter (7.28% annualized), which is the rate at which catch-up is achieved. Once the “hurdle rate” is reached and catch-up is achieved, 17.5% of any pre-Incentive Fee net investment income in excess of 1.82% in any quarter is payable to the Adviser.

Pre-Incentive Fee net investment income means dividends (including reinvested dividends), interest and fee income accrued by the Company during the calendar quarter, minus the Company’s operating expenses for the quarter (including the Management Fee, expenses payable under the Administration Agreement to the Administrator, and any interest expense and dividends paid on any issued and outstanding preferred stock, but excluding the Incentive Fee). Pre-Incentive Fee net investment income includes, in the case of investments with a deferred interest feature (such as original issue discount, debt instruments with pay-in-kind interest and zero coupon securities), accrued income that the Company may not have received in cash. Pre-Incentive Fee net investment income does not include any realized capital gains, realized capital losses or unrealized capital appreciation or depreciation.

- (ii) The second component, payable at the end of each fiscal year in arrears, equaled 15% through March 31, 2014, and beginning April 1, 2014, now equals a weighted percentage of cumulative realized capital gains from the Company’s inception to the end of that fiscal year, less cumulative realized capital losses and unrealized capital depreciation. This component of the Incentive Fee is referred to as the Capital Gains Fee. Each year, the fee paid for this component of the Incentive Fee is net of the aggregate amount of any previously paid Capital Gains Fee for prior periods. For capital gains that accrue following March 31, 2014, the Incentive Fee rate is 17.5%. The Company accrues, but does not pay, a capital gains Incentive Fee with respect to unrealized appreciation because a capital



## Table of Contents

gains Incentive Fee would be owed to the Adviser if the Company were to sell the relevant investment and realize a capital gain. The weighted percentage is intended to ensure that for each fiscal year following the completion of the IPO, the portion of the Company's realized capital gains that accrued prior to March 31, 2014, is subject to an incentive fee rate of 15% and the portion of the Company's realized capital gains that accrued beginning April 1, 2014 is subject to an incentive fee rate of 17.5%.

To determine whether pre-Incentive Fee net investment income exceeds the hurdle rate, prior to the IPO, the pre-Incentive Fee net investment income was expressed as a rate of return on an average daily hurdle calculation value. The average daily hurdle calculation value, on any given day, equaled

- net assets as of the end of the calendar quarter immediately preceding the day; plus
- the aggregate amount of capital drawn from investors (or reinvested pursuant to the dividend reinvestment plan) from the beginning of the current quarter to the day; minus
- the aggregate amount of distributions (including share repurchases) made by the Company from the beginning of the current quarter to the day (but only to the extent the distributions were not declared and accounted for on our books and records in a previous quarter).

Following the IPO, for purposes of determining whether pre-Incentive Fee net investment income exceeds the hurdle rate, pre-Incentive Fee net investment income is expressed as a rate of return on the value of the Company's net assets at the end of the immediately preceding calendar quarter.

The Company accrues the Incentive Fee taking into account unrealized gains and losses; however, Section 205(b)(3) of the Investment Advisers Act of 1940, as amended, prohibits the Adviser from receiving the payment of fees until those gains are realized, if ever. There can be no assurance that such unrealized gains will be realized in the future.

For the year ended December 31, 2014, Incentive Fees were \$17.8 million, comprised of fees related to pre-incentive fee net investment income of \$20.8 million offset by (\$2.9) million of incentive fees related to capital gains and losses attributable to unrealized losses on investments and realized losses on foreign exchange transactions. For the year ended December 31, 2013, Incentive Fees were \$11.8 million, comprised of fees related to pre-incentive fee net investment income of \$10.4 million and \$1.4 million of incentive fees related to capital gains and losses. For the year ended December 31, 2012, Incentive Fees were \$7.0 million, comprised of fees related to pre-incentive fee net investment income of \$5.3 million and \$1.7 million of incentive fees related to capital gains and losses.

On November 3, 2014, the Board renewed the Investment Advisory Agreement. Unless earlier terminated as described above, the Investment Advisory Agreement will remain in effect until November 3, 2015, and may be extended subject to required approvals. The Investment Advisory Agreement will automatically terminate in the event of an assignment and may be terminated by either party without penalty upon 60 days' written notice to the other party.

From time to time, the Adviser may pay amounts owed by the Company to third-party providers of goods or services, including the Board and the Company will subsequently reimburse the Adviser for such amounts paid on its behalf. Amounts payable to the Adviser are settled in the normal course of business without formal payment terms.

In 2014, the Adviser entered into a purchase agreement (the "Adviser 10b5-1 Plan"), in accordance with Rules 10b5-1 and 10b-18 under the Securities Exchange Act of 1934, as amended (the "Exchange Act"), under which an agent for the Adviser would buy up to \$25 million in the aggregate of the Company's common stock, subject to certain conditions. The Adviser 10b5-1 Plan expired in accordance with its terms on December 31, 2014. During the year ended December 31, 2014, 300 shares were purchased under the Adviser 10b5-1 Plan. These 300 shares were purchased prior to the approval and implementation of the Company 10b5-1 Plan.

#### 4. Investments at Fair Value

Under the 1940 Act, the Company is required to separately identify non-controlled investments where it owns 5% or more of a portfolio company's outstanding voting securities as investments in "affiliated" companies and/or had the power to exercise control over the management or policies of such portfolio company. In addition, under the 1940 Act, the Company is required to separately identify investments where it owns more than 25% of a portfolio company's outstanding voting securities and/or had the power to exercise control over the management or policies of such portfolio company as investments in "controlled" companies. Detailed information with respect to the Company's non-controlled, non-affiliated; non-controlled, affiliated; and controlled affiliated investments is contained in the accompanying consolidated financial statements, including the consolidated schedule of investments. The information in the tables below is presented on an aggregate portfolio basis, without regard to whether they are non-controlled non-affiliated, non-controlled affiliated or controlled affiliated investments.

Investments at fair value consisted of the following at December 31, 2014 and 2013:

	December 31, 2014		
	Amortized Cost <sup>(1)</sup>	Fair Value	Net Unrealized Gain (Loss)
First-lien debt investments	\$ 1,127,215	\$ 1,124,246	\$ (2,969)
Second-lien debt investments	111,121	111,408	287
Mezzanine debt investments	13,414	12,964	(450)
Equity and other investments	21,502	14,893	(6,609)
<b>Total Investments</b>	<b>\$ 1,273,252</b>	<b>\$ 1,263,511</b>	<b>\$ (9,741)</b>

	December 31, 2013		
	Amortized Cost <sup>(1)</sup>	Fair Value	Net Unrealized Gain (Loss)
First-lien debt investments	\$ 863,436	\$ 877,164	\$ 13,728
Second-lien debt investments	131,082	137,482	6,400
Mezzanine debt investments	—	—	—
Equity and other investments	2,780	1,805	(975)
<b>Total Investments</b>	<b>\$ 997,298</b>	<b>\$ 1,016,451</b>	<b>\$ 19,153</b>

- (1) The amortized cost represents the original cost adjusted for the amortization of discounts or premiums, as applicable, on debt investments using the effective interest method.

## [Table of Contents](#)

The industry composition of Investments at fair value at December 31, 2014 and 2013 is as follows:

	<u>December 31, 2014</u>	<u>December 31, 2013</u>
Aerospace and defense	—	5.3%
Automotive	2.7%	6.1%
Beverage, food, and tobacco	6.8%	4.5%
Business services	10.0%	16.5%
Communications	1.4%	—
Construction and building	—	5.1%
Containers and packaging	3.2%	4.6%
Education	2.2%	2.9%
Electronics	6.2%	—
Financial services	8.4%	11.6%
Healthcare and pharmaceuticals	17.3%	10.8%
Hotel, gaming, and leisure	5.9%	7.2%
Human resource support services	—	5.2%
Insurance	8.0%	3.2%
Internet services	3.2%	—
Manufacturing	3.5%	2.7%
Metals and mining	1.7%	3.3%
Office products	2.8%	2.0%
Oil, gas and consumable fuels	8.2%	3.9%
Other	0.4%	—
Retail	3.3%	—
Transportation	4.8%	5.1%
<b>Total</b>	<u>100.0%</u>	<u>100.0%</u>

The geographic composition of Investments at fair value at December 31, 2014 and 2013 is as follows:

	<u>December 31, 2014</u>	<u>December 31, 2013</u>
United States		
Midwest	13.1%	14.2%
Northeast	27.1%	21.7%
South	23.6%	19.7%
West	23.6%	35.5%
Canada	1.3%	—
Europe	11.3%	8.9%
<b>Total</b>	<u>100.0%</u>	<u>100.0%</u>

## 5. Derivatives

### *Foreign Currency*

The Company enters into foreign currency forward contracts from time to time to facilitate settlement of purchases and sales of investments denominated in foreign currencies or to help mitigate the impact that an adverse change in foreign exchange rates would have on the value of the Company's investments denominated in foreign currencies. A foreign currency forward contract is a commitment to purchase or sell a foreign currency at a future date at a negotiated forward rate. These contracts are marked-to-market by recognizing the difference between the contract exchange rate and the current market rate as unrealized appreciation or depreciation. Realized gains or losses are recognized when contracts are settled. The Company's foreign currency forward contracts during the year ended December 31, 2014 generally had terms of approximately two months or less.

## [Table of Contents](#)

The volume of open contracts at the end of each reporting period is reflective of the typical volume of transactions during each month. Risks may arise as a result of the potential inability of the counterparties to meet the terms of their contracts. The Company attempts to limit this risk by dealing with only creditworthy counterparties.

During the year ended December 31, 2014, the Company entered into foreign currency forward contracts related to its non-USD investments. The Company did not have any open foreign currency forward contracts as of December 31, 2014.

As of December 31, 2013, details of open foreign currency forward contracts were as follows:

<u>Foreign Currency Forward Contracts</u>	<u>Settlement Date</u>	<u>Amount (in '000s) and Transaction</u>	<u>USD Value at Settlement Date</u>	<u>USD Value at December 31, 2013</u>	<u>Unrealized Depreciation presented in Consolidated Financial Statements</u>
Swedish Krona (SEK)	January 24, 2014	188,672 sold	\$ (28,440)	\$ (29,366)	\$ (926)
Pound Sterling (GBP)	January 24, 2014	7,000 sold	(11,274)	(11,592)	(318)
<b>Total</b>			<u>\$ (39,714)</u>	<u>\$ (40,958)</u>	<u>\$ (1,244)</u>

All realized and unrealized gains and losses on foreign currency forward contracts are included in earnings (changes in net assets) and are reported as separate line items within the Company's consolidated statements of operations. Unrealized gains and losses on foreign currency forward contracts are also reported as a separate line item within the Company's consolidated balance sheets.

The Company has not been required to post cash collateral related to its foreign currency forward contracts, but may be required to do so in the future.

### *Interest Rate Swaps*

In June 2014, the Company entered into two interest rate swap transactions, each with a \$57.5 million notional amount. As of December 31, 2014 the Company received fixed rate interest at 4.50% and paid variable rate interest based on the 3-month London Interbank Offered Rate ("LIBOR") plus 2.529%. The swap transactions mature on December 15, 2019. For the year ended December 31, 2014, the Company recognized \$1.0 million in unrealized appreciation on derivatives in the consolidated statement of operations related to the swap transactions. As of December 31, 2014, the swap transactions had a fair value of \$1.0 million, which is included in receivable on interest rate swaps on the Company's consolidated balance sheet.

During the year ended December 31, 2014, the Company received \$2.6 million and paid \$1.6 million related to the quarterly settlements of its interest rate swaps. This net amount is a reduction to interest expense in the Company's consolidated statements of operations.

The Company is required under the terms of its derivatives agreements to pledge assets as collateral to secure its obligations under the derivatives. The amount of collateral required varies over time based on the mark-to-market value, notional amount and remaining term of the derivatives, and may exceed the amount owed by the Company on a mark-to-market basis. Any failure by the Company to fulfill any collateral requirement (e.g., a so-called "margin call") may result in a default. In the event of a default by a counterparty, the Company would be an unsecured creditor to the extent of any such overcollateralization. As of December 31, 2014, \$2.3 million of cash is pledged as collateral under the Company's derivative instruments and is included in restricted cash as a component of other assets on the Company's consolidated balance sheet. The Company also had less than \$0.1 million of cash collateral posted as of December 31, 2014, which is also included in restricted cash as a component of other assets on the Company's consolidated balance sheet.

[Table of Contents](#)

The Company may enter into other derivative instruments and incur other exposures with the same or other counterparties in the future.

**6. Fair Value of Financial Instruments**

*Investments*

The following tables present fair value measurements of investments as of December 31, 2014 and 2013:

	Fair Value Hierarchy at December 31, 2014			Total
	Level 1	Level 2	Level 3	
First-lien debt investments	\$ —	\$ 64,910	\$ 1,059,336	\$ 1,124,246
Second-lien debt investments	—	50,158	61,250	111,408
Mezzanine debt investments	—	8,444	4,520	12,964
Equity and other investments	—	5,525	9,368	14,893
<b>Total Investments at Fair Value</b>	<b>\$ —</b>	<b>\$ 129,037</b>	<b>\$ 1,134,474</b>	<b>\$ 1,263,511</b>
Receivable on interest rate swaps	—	1,020	—	1,020
<b>Total</b>	<b>\$ —</b>	<b>\$ 130,057</b>	<b>\$ 1,134,474</b>	<b>\$ 1,264,531</b>

	Fair Value Hierarchy at December 31, 2013			Total
	Level 1	Level 2	Level 3	
First-lien debt investments	\$ —	\$ 22,192	\$ 854,972	\$ 877,164
Second-lien debt investments	—	33,952	103,530	137,482
Mezzanine debt investments	—	—	—	—
Equity investments	—	—	1,805	1,805
<b>Total Investments at Fair Value</b>	<b>—</b>	<b>56,144</b>	<b>960,307</b>	<b>1,016,451</b>
Foreign currency forward contracts	—	(1,244)	—	(1,244)
<b>Total</b>	<b>\$ —</b>	<b>\$ 54,900</b>	<b>\$ 960,307</b>	<b>\$ 1,015,207</b>

The following tables present the changes in the fair value of investments for which Level 3 inputs were used to determine the fair value as of and for the year ended December 31, 2014 and 2013:

	Year Ended December 31, 2014				Total
	First-lien debt investments	Second-lien debt investments	Mezzanine debt investments	Equity and other investments	
Balance, beginning of year	\$ 854,972	\$ 103,530	\$ —	\$ 1,805	\$ 960,307
Purchases	770,732	72,850	4,640	13,192	861,414
Proceeds from investments	(94,952)	—	—	—	(94,952)
Repayments / redemptions	(473,178)	(113,148)	—	—	(586,326)
Paid-in-kind interest	1,831	718	199	—	2,748
Net change in unrealized losses	(15,365)	(5,681)	(328)	(5,629)	(27,003)
Net realized losses	(61)	—	—	—	(61)
Net amortization of discount on securities	15,357	2,981	9	—	18,347
Transfers into (out of) Level 3	—	—	—	—	—
<b>Balance, End of Year</b>	<b>\$ 1,059,336</b>	<b>\$ 61,250</b>	<b>\$ 4,520</b>	<b>\$ 9,368</b>	<b>\$ 1,134,474</b>

[Table of Contents](#)

	Year Ended December 31, 2013				
	First-lien debt investments	Second-lien debt investments	Mezzanine debt investments	Equity investments	Total
Balance, beginning of year	\$ 514,104	\$ 53,190	\$ —	\$ 2,000	\$ 569,294
Purchases	507,056	51,270	—	780	559,106
Proceeds from investments	(30,615)	—	—	—	(30,615)
Repayments / redemptions	(178,831)	(4,086)	—	—	(182,917)
Paid-in-kind interest	1,770	979	—	—	2,749
Net change in unrealized gains (losses)	6,054	1,865	—	(975)	6,944
Net realized gains	142	—	—	—	142
Net amortization of discount on securities	5,367	312	—	—	5,679
Transfers into (out of) of Level 3	29,925	—	—	—	29,925
<b>Balance, End of Year</b>	<b>\$ 854,972</b>	<b>\$ 103,530</b>	<b>\$ —</b>	<b>\$ 1,805</b>	<b>\$ 960,307</b>

Aptean Holdings, Inc., formerly known as Consona Holdings, Inc., transferred into Level 3 during the year ended December 31, 2013, as a result of changes in the observability of inputs into its valuation.

The following table presents information with respect to net change in unrealized appreciation or depreciation on investments for which Level 3 inputs were used in determining fair value that are still held by the Company at December 31, 2014 and 2013:

	Net Change in Unrealized Appreciation or (Depreciation) for the Year Ended December 31, 2014 on Investments Held at December 31, 2014	Net Change in Unrealized Appreciation or (Depreciation) for the Year Ended December 31, 2013 on Investments Held at December 31, 2013
First-lien debt investments	\$ (10,256)	\$ 8,468
Second-lien debt investments	(408)	1,865
Mezzanine debt investments	(328)	—
Equity and other investments	(5,629)	(975)
<b>Total</b>	<b>\$ (16,621)</b>	<b>\$ 9,358</b>

The following table presents the fair value of Level 3 Investments at fair value and the significant unobservable inputs used in the valuations as of December 31, 2014 and 2013:

	December 31, 2014				
	Fair Value	Valuation Technique	Unobservable Input	Range (Weighted Average)	Impact to Valuation from an Increase to Input
First-lien debt investments	\$ 1,059,336	Income approach <sup>(1)</sup>	Market yield	8.00% — 15.35% (10.86%)	Decrease
Second-lien debt investments	\$ 61,250	Income approach	Market yield	10.97% — 10.97% (10.97%)	Decrease
Mezzanine debt investments	\$ 4,520	Income approach	Market yield	20.78% — 20.78% (20.78%)	Decrease
Equity and other investments	\$ 9,368	Market Multiple, Discounted Cash Flow or Black Scholes Option Model	Comparable multiple, discount rate or volatility	7.9x — 13.0x (10.4x) or 14.4% or 40%	Increase or decrease

(1) Includes \$15.6 million of first-lien debt investments which, due to the proximity of the transactions relative to the measurement date, were valued using the cost of the investments.

[Table of Contents](#)

December 31, 2013					
	Fair Value	Valuation Technique	Unobservable Input	Range (Weighted Average)	Impact to Valuation from an Increase to Input
				5.50% — 13.12%	
First-lien debt investments	\$ 854,972	Income Approach	Market Yield	(9.81%)	Decrease
Second-lien debt investments	\$ 103,530	Income Approach	Market Yield	9.32% — 9.87% (9.59%)	Decrease
Mezzanine debt investments	\$ —				
			Weighted Average Cost of Capital (WACC)	12.1% — 15.3% (14.0%)	
Equity investments	\$ 1,805	Income Approach			Decrease

The Company typically determines the fair value of its performing Level 3 debt investments utilizing a yield analysis. In a yield analysis, a price is ascribed for each investment based upon an assessment of current and expected market yields for similar investments and risk profiles. Additional consideration is given to the expected life, portfolio company performance since close, and other terms and risks associated with an investment. Among other factors, a determinant of risk is the amount of leverage used by the portfolio company relative to the total enterprise value of the company, and the rights and remedies of our investment within each portfolio company's capital structure.

Significant unobservable quantitative inputs typically used in the fair value measurement of the Company's Level 3 debt investments primarily include current market yields, including relevant market indices, but may also include quotes from brokers, dealers, and pricing services as indicated by comparable investments. For the Company's Level 3 equity investments, multiples of similar companies' revenues, earnings before income taxes, depreciation and amortization ("EBITDA") or some combination thereof and comparable market transactions are typically used.

*Financial Instruments Not Carried at Fair Value*

**Debt**

The fair value of the Company's revolving credit facilities, which are categorized as Level 3 within the fair value hierarchy, as of December 31, 2014 and 2013, approximates their carrying value as the outstanding balances are callable at carrying value.

The fair value of the Company's Convertible Senior Notes, which is categorized as Level 2 within the fair value hierarchy, as of December 31, 2014, was \$112.2 million, based on broker quotes received by the Company.

**Other Financial Assets and Liabilities**

The carrying amounts of the Company's assets and liabilities, other than investments at fair value, approximate fair value due to their short maturities or their close proximity of the originations to the measurement date. Under the fair value hierarchy, cash and cash equivalents are classified as Level 1 while the Company's other assets and liabilities, other than investments at fair value and debt, are classified as Level 2.

**7. Debt**

In accordance with the 1940 Act, with certain limitations, the Company is allowed to borrow amounts such that its asset coverage, as defined in the 1940 Act, is at least 200% after such borrowing. As of December 31, 2014 and 2013, the Company's asset coverage was 311.0% and 232.9%, respectively.

[Table of Contents](#)

Debt obligations consisted of the following as of December 31, 2014 and 2013:

	December 31, 2014			
	Aggregate Principal Amount Committed	Outstanding Principal	Amount Available <sup>(1)</sup>	Carrying Value
SPV Asset Facility <sup>(2)</sup>	\$ 175,000	\$ 106,725	\$ 45,279	\$ 106,725
Revolving Credit Facility	781,250	177,216	466,189	177,216
Convertible Senior Notes	115,000	115,000	—	111,923
<b>Total Debt</b>	<u>\$ 1,071,250</u>	<u>\$ 398,941</u>	<u>\$ 511,468</u>	<u>\$ 395,864</u>

	December 31, 2013			
	Aggregate Principal Amount Committed	Outstanding Principal	Amount Available <sup>(1)</sup>	Carrying Value
Subscription Credit Facility <sup>(3)</sup>	\$ 100,000	\$ 32,000	\$ 68,000	\$ 32,000
SPV Asset Facility	100,000	77,767	—	77,767
Revolving Credit Facility	400,000	322,500	77,500	322,500
<b>Total Debt</b>	<u>\$ 600,000</u>	<u>\$ 432,267</u>	<u>\$ 145,500</u>	<u>\$ 432,267</u>

- (1) The amount available reflects any limitations related to the respective debt facilities' borrowing bases.
- (2) The reinvestment period under the SPV Asset Facility terminated on January 21, 2015 and accordingly any undrawn availability under the facility also terminated.
- (3) On February 27, 2014, the Company terminated the Subscription Credit Facility, effective March 4, 2014. The outstanding balance was paid down prior to terminating the facility.

For the years ended December 31, 2014, 2013 and 2012, the components of interest expense were as follows:

	Year Ended December 31, 2014	Year Ended December 31, 2013	Year Ended December 31, 2012
Interest expense	\$ 9,962	\$ 7,168	\$ 3,272
Commitment fees	2,263	1,398	1,252
Amortization of debt issuance costs	2,553	1,903	1,496
Accretion of original issue discount	300	—	—
<b>Total Interest Expense</b>	<u>\$ 15,078</u>	<u>\$ 10,469</u>	<u>\$ 6,020</u>
Average debt outstanding (in millions)	\$ 377.1	\$ 266.1	\$ 111.2
Weighted average interest rate	2.6%	2.7%	2.9%

*Revolving Credit Facility*

On August 23, 2012, the Company entered into a senior secured revolving credit agreement with SunTrust Bank, as administrative agent, and J.P. Morgan Chase Bank, N.A., as syndication agent, and certain other lenders. On July 2, 2013, the Company entered into an agreement to amend and restate the agreement, effective on July 3, 2013. The amended and restated facility, among other things, increased the size of the facility from \$200 million to \$350 million. The facility included an uncommitted accordion feature that allowed the Company, under certain circumstances, to increase the size of the facility up to \$550 million. On September 30, 2013, the Company exercised its right under the accordion feature and increased the size of the facility to \$400 million. On January 27, 2014, the Company again exercised its right under the accordion feature and increased the size of the facility to \$420 million.



## [Table of Contents](#)

On February 27, 2014, the Company further amended and restated the agreement. The second amended and restated agreement (the Revolving Credit Facility), among other things:

- increased the size of the facility to \$581.3 million;
- increased the size of the uncommitted accordion feature to allow the Company, under certain circumstances to increase the size of the facility up to \$956.3 million;
- increased the limit for swingline loans to \$100 million;
- with respect to \$545 million in commitments,
  - extended the expiration of the revolving period from June 30, 2017 to February 27, 2018, during which period the Company, subject to certain conditions, may make borrowings under the facility, and
  - extended the stated maturity date from July 2, 2018 to February 27, 2019; and
- provided that borrowings under the multicurrency tranche will be available in certain additional currencies.

On May 30, 2014, the Company entered into agreements with various financial institutions pursuant to which each of the institutions agreed to provide commitments through the accordion feature of the Revolving Credit Facility, increasing the aggregate commitments from \$581.3 million to \$781.3 million.

On June 27, 2014, the Company further amended the Revolving Credit Facility to extend the \$36.3 million in commitments not previously extended such that the revolving period as it related to all outstanding commitments would expire on February 27, 2018 and the stated maturity date as it related to all outstanding commitments would be February 27, 2019.

On October 17, 2014, the Company entered into a third amendment to the Revolving Credit Facility:

- decreasing the applicable margin with respect to (i) any loan bearing interest at a rate determined by reference to the Alternate Base Rate from 1.25% to 1.00% and (ii) any loan bearing interest at a rate determined by reference to the Adjusted LIBO Rate from 2.25% to 2.00%;
- decreasing the aggregate commitments from \$781.3 million to \$766.3 million;
- extending the revolving period from February 27, 2018 to October 17, 2018;
- extending the stated maturity date from February 27, 2019 to October 17, 2019; and
- increasing the sublimit applicable to letters of credit from \$20 million to \$100 million.

On October 23, 2014, the Company entered into an agreement with a financial institution pursuant to which the institution agreed to provide commitments through the accordion feature, increasing the aggregate commitments from \$766.3 million to \$776.3 million. On November 3, 2014, an existing lender agreed to increase their commitment through the accordion feature, increasing aggregate commitments from \$776.3 million to \$781.3 million.

The Revolving Credit Facility continues to include the accordion feature, which would allow the Company, under certain circumstances, to increase the size to a maximum of \$956.3 million.

The Company may borrow amounts in U.S. dollars or certain other permitted currencies. As of December 31, 2014, the Company had outstanding debt denominated in Swedish Krona (SEK) of 205.8 million, Euro (EUR) of 28.1 million and Pound Sterling (GBP) of 14.1 million on its Revolving Credit Facility, included in the Outstanding Principal amount in the table above.

## Table of Contents

Amounts drawn under the Revolving Credit Facility, including amounts drawn in respect of letters of credit, bear interest at either LIBOR plus a margin, or the prime rate plus a margin. The Company may elect either the LIBOR or prime rate at the time of drawdown, and loans may be converted from one rate to another at any time, subject to certain conditions. The Company also pays a fee of 0.375% on undrawn amounts and, in respect of each undrawn letter of credit, a fee and interest rate equal to the then applicable margin while the letter of credit is outstanding.

The Revolving Credit Facility is guaranteed by TC Lending, LLC and TSL MR, LLC and may be guaranteed by certain domestic subsidiaries that are formed or acquired by the Company in the future. The Revolving Credit Facility is secured by a perfected first-priority security interest in substantially all the portfolio investments held by the Company and each guarantor. Proceeds from borrowings may be used for general corporate purposes, including the funding of portfolio investments.

The Revolving Credit Facility includes customary events of default, as well as customary covenants, including restrictions on certain distributions and financial covenants requiring:

- an asset coverage ratio of no less than 2 to 1 on the last day of any fiscal quarter;
- a liquidity test under which the Company must maintain cash and liquid investments of at least 10% of the covered debt amount under circumstances where the Company's adjusted covered debt balance is greater than 90% of the Company's adjusted borrowing base under the facility; and
- stockholders' equity of at least \$500 million plus 25% of the net proceeds of the sale of equity interests after October 17, 2014.

Net proceeds received from the Company's IPO, the exercise of the underwriters' over-allotment option from the IPO, and net proceeds received from the issuance of the Convertible Senior Notes were used to pay down borrowings on the Revolving Credit Facility.

### *SPV Asset Facility*

On May 8, 2012, the "Closing Date," the Company's wholly owned subsidiary TPG SL SPV, LLC, a Delaware limited liability company, entered into a credit and security agreement with Natixis, New York Branch. Also on May 8, 2012, the Company contributed certain investments to TPG SL SPV pursuant to the terms of a Master Sale and Contribution Agreement by and between the Company and TPG SL SPV. The Company consolidates TPG SL SPV in its consolidated financial statements, and no gain or loss was recognized as a result of the contribution. Proceeds from the SPV Asset Facility may be used to finance the acquisition of eligible assets by TPG SL SPV, including the purchase of such assets from the Company. The Company retains a residual interest in assets contributed to or acquired by TPG SL SPV through its ownership of TPG SL SPV. The facility size is subject to availability under the borrowing base, which is based on the amount of TPG SL SPV's assets from time to time, and satisfaction of certain conditions, including an asset coverage test, an asset quality test and certain concentration limits.

The credit and security agreement provided for a contribution and reinvestment period for up to 18 months after the Closing Date, or the Commitment Termination Date. The Commitment Termination Date was November 8, 2013, at which point the reinvestment period of the SPV Asset Facility expired and accordingly any undrawn availability under the facility terminated. Proceeds received by TPG SL SPV from interest, dividends or fees on assets are required to be used to pay expenses and interest on outstanding borrowings, and the excess can be returned to the Company, subject to certain conditions, on a quarterly basis. Prior to the Commitment Termination Date, proceeds received from principal on assets could be used to pay down borrowings or make additional investments. Following the Commitment Termination Date, proceeds received from principal on assets are required to be used to make payments of principal on outstanding borrowings on a quarterly basis. Proceeds received from interest and principal at the end of a reporting period that have not gone through the settlement process for these payment obligations are considered to be restricted cash.

## Table of Contents

On January 21, 2014, TPG SL SPV entered into an agreement to amend and restate the credit and security agreement (as amended, SPV Asset Facility). The amended and restated facility, among other things:

- increased the size of the facility from \$100 million to \$175 million;
- reopened the reinvestment period thereunder for an additional period of six months following the closing date of January 21, 2014, which reinvestment period was subsequently extended by the borrower for an additional six month period (pursuant to an extension right exercisable by the borrower) so that the reinvestment period would remain open until January 21, 2015;
- extended the stated maturity date from May 8, 2020 to January 21, 2021;
- modified pricing; and
- made certain changes to the eligibility criteria and concentration limits.

The reinvestment period under the SPV Asset Facility terminated on January 21, 2015 and accordingly any undrawn availability under the facility also terminated.

Amounts drawn under the original credit and security agreement bore interest at LIBOR plus a margin or base rate plus a margin, in each case at TPG SL SPV's option. Amounts drawn under the amended and restated SPV Asset Facility bear interest at LIBOR plus a margin, base rate plus a margin or the lenders' cost of funds plus a margin, in each case at TPG SL SPV's option. TPG SL SPV's ability to borrow at lenders' cost of funds plus a margin under the amended and restated SPV Asset Facility lowered the interest rate currently applicable on the Company's borrowings under the SPV Asset Facility. The undrawn portion of the commitment bore an unutilized commitment fee of 0.75%. This fee ceased to accrue on January 21, 2015 when the reinvestment period ended. The SPV Asset Facility contains customary covenants, including covenants relating to separateness from the Adviser and its affiliates and long-term credit ratings with respect to the underlying collateral obligations, and events of default. The SPV Asset Facility is secured by a perfected first priority security interest in the assets of TPG SL SPV and on any payments received by TPG SL SPV in respect of such assets, which accordingly are not available to pay the Company's other debt obligations

As of December 31, 2014, and 2013 TPG SL SPV had \$334.0 million and \$184.3 million, respectively, in investments at fair value, and \$108.8 million and \$78.3 million, respectively, in liabilities, including the outstanding borrowings, on its balance sheet. As of December 31, 2014, and 2013 TPG SL SPV had \$10.2 million and \$6.3 million, respectively, in restricted cash, a component of prepaid expenses and other assets, in the accompanying consolidated financial statements.

Borrowings of TPG SL SPV are considered the Company's borrowings for purposes of complying with the asset coverage requirements of the 1940 Act.

### *Convertible Senior Notes*

On June 10, 2014, the Company issued \$115 million aggregate principal amount convertible senior notes due December 2019 (the "Convertible Senior Notes"). The Convertible Senior Notes were issued in a private placement only to qualified institutional buyers pursuant to Rule 144A under the Securities Act of 1933, as amended. The Convertible Senior Notes are unsecured, and bear interest at a rate of 4.50% per year, payable semiannually. The Convertible Senior Notes will mature on December 15, 2019. In certain circumstances, the Convertible Senior Notes will be convertible into cash, shares of the Company's common stock or a combination of cash and shares of the Company's common stock, at the Company's election, at an initial conversion rate of 38.7162 shares of common stock per \$1,000 principal amount of Convertible Senior Notes, which is equivalent to an initial conversion price of approximately \$25.83 per share of the Company's common stock, subject to customary anti-dilution adjustments. The sale of the Convertible Senior Notes generated net proceeds of approximately \$110.8 million. The Company used the net proceeds of the offering to pay down debt under the

## [Table of Contents](#)

Revolving Credit Facility. In connection with the offering of Convertible Senior Notes, the Company entered into interest rate swaps to continue to align the interest rates of its liabilities with its investment portfolio, which consists of predominately floating rate loans. As a result of the swaps, as of December 31, 2014, the Company's effective interest rate on the Convertible Senior Notes was three-month LIBOR plus 252.9 basis points. See Note 5 for further information related to the Company's interest rate swaps.

Holders may convert their Convertible Senior Notes at their option at any time prior to June 15, 2019 only under the following circumstances: (1) during any calendar quarter commencing after the calendar quarter ending on September 30, 2014 (and only during such calendar quarter), if the last reported sale price of the common stock for at least 20 trading days (whether or not consecutive) during a period of 30 consecutive trading days ending on the last trading day of the immediately preceding calendar quarter is greater than or equal to 130% of the conversion price on each applicable trading day; (2) during the five business day period after any five consecutive trading day period (the "measurement period") in which the trading price (as defined in the indenture governing the Convertible Senior Notes) per \$1,000 principal amount of notes for each trading day of the measurement period was less than 98% of the product of the last reported sale price of the Company's common stock and the conversion rate on each such trading day; or (3) upon the occurrence of specified corporate events. On or after June 15, 2019 until the close of business on the scheduled trading day immediately preceding the maturity date, holders may convert their notes at any time, regardless of the occurrence or nonoccurrence of any of the foregoing circumstances.

The notes are senior unsecured obligations and rank senior in right of payment to the Company's future indebtedness that is expressly subordinated in right of payment to the notes; equal in right of payment to the Company's existing and future indebtedness that is not so subordinated; effectively junior in right of payment to any of the Company's secured indebtedness (including unsecured indebtedness that the Company later secures) to the extent of the value of the assets securing such indebtedness; and structurally junior to all existing and future indebtedness (including trade payables) incurred by the Company's subsidiaries, financing vehicles or similar facilities.

For the year ended December 31, 2014, the components of interest expense related to the Convertible Senior Notes were as follows:

	<u>December 31, 2014</u>
Interest expense	\$ 2,875
Accretion of original issue discount	300
Amortization of debt issuance cost	431
<b>Total Interest Expense</b>	<b>\$ 3,606</b>

Total interest expense in the table above does not include the effect of the interest rate swaps. During the year ended December 31, 2014, the Company received \$2.6 million and paid \$1.6 million related to the quarterly settlement of its interest rate swaps. This net amount is a reduction to interest expense in the Company's consolidated statements of operations. Please see Note 5 for further information about the Company's interest rate swaps.

As of December 31, 2014, the principal amount of the Convertible Senior Notes exceeded the value of the underlying shares multiplied by the per share closing price of the Company's common stock.

## [Table of Contents](#)

As of December 31, 2014, the components of the carrying value of the Convertible Senior Notes and the stated interest rate were as follows:

	<b>December 2019 Convertible Senior Notes</b>
Principal amount of debt	\$ 115,000
Original issue discount, net of accretion	(3,077)
Carrying value of debt	<u>\$ 111,923</u>
Stated interest rate	4.50%

The stated interest rate in the table above does not include the effect of the interest rate swaps. The Company's swap-adjusted interest rate as of December 31, 2014 was three-month LIBOR plus 252.9 basis points. Please see Note 5 for further information about the Company's interest rate swaps.

The Convertible Senior Notes Indenture contains certain covenants, including covenants requiring the Company to comply with the requirement under the 1940 Act that the Company's asset coverage ratio, as defined in the 1940 Act, equal at least 200% and to provide financial information to the holders of the Convertible Senior Notes under certain circumstances. These covenants are subject to important limitations and exceptions that are described in the Convertible Senior Notes Indenture. As of December 31, 2014, the Company was in compliance with the terms of the Convertible Senior Notes Indenture.

The Convertible Senior Notes are accounted for in accordance with Accounting Standards Codification ("ASC") 470-20. Upon conversion of any of the Convertible Senior Notes, the Company intends to pay the outstanding principal amount in cash and, to the extent that the conversion value exceeds the principal amount, the Company has the option to pay in cash or shares of the Company's common stock (or a combination of cash and shares) in respect of the excess amount, subject to the requirements of the Convertible Senior Notes Indenture. The Company has determined that the embedded conversion options in the Convertible Senior Notes are not required to be separately accounted for as a derivative under U.S. GAAP. In accounting for the Convertible Senior Notes, the Company estimated at the time of issuance separate debt and equity components of the Convertible Senior Notes. An original issue discount equal to the equity components of the Convertible Senior Notes was recorded in "additional paid-in capital" in the accompanying consolidated balance sheet. Additionally, the issuance costs associated with the Convertible Senior Notes were allocated to the debt and equity components in proportion to the allocation of the proceeds and accounted for as debt issuance costs and equity issuance costs, respectively.

### *Subscription Credit Facility*

On February 27, 2014, the Company terminated its Subscription Credit Facility with Deutsche Bank Trust Company Americas, effective March 4, 2014. At the time of the termination, the maximum principal amount of the facility was \$100 million, and the outstanding balance was paid down prior to terminating the facility.

As of December 31, 2014 and December 31, 2013, the Company was in compliance with the terms of its debt obligations.

## 8. Commitments and Contingencies

### *Portfolio Company Commitments*

From time to time, the Company may enter into commitments to fund investments. As of December 31, 2014 and 2013, the Company had the following commitments to fund investments:

	<u>December 31, 2014</u>	<u>December 31, 2013</u>
Senior secured revolving loan commitments	\$ 34,242	\$ 18,374
Senior secured term loan commitments	13,816	36,600
<b>Total Portfolio Company Commitments</b>	<b>\$ 48,058</b>	<b>\$ 54,974</b>

### *Other Commitments and Contingencies*

As of December 31, 2013 the Company had \$1.5 billion in total capital commitments from investors (over \$0.9 billion unfunded). Of this amount, \$117.1 million was from the Adviser and its affiliates (\$76.7 million unfunded). Unfunded capital commitments terminated upon the completion of the Company's IPO.

From time to time, the Company may become a party to certain legal proceedings incidental to the normal course of its business. As of December 31, 2014, management is not aware of any pending or threatened litigation.

## 9. Net Assets

On March 21, 2014, the Company completed its IPO, issuing 7,000,000 shares at \$16.00 per share, and its concurrent private placement, issuing 3,124,984 shares at \$16.00 per share. Net of underwriting fees and offering costs, the Company received total cash proceeds of \$151.6 million.

In April 2014, the Company issued a total of 1,050,000 shares of stock pursuant to the exercise of the underwriters' over-allotment option in connection with the Company's IPO. Net of underwriting fees and offering costs, the Company received total cash proceeds of \$15.4 million.

Prior to December 31, 2013, the Company entered into subscription agreements (collectively, the "Subscription Agreements") with several investors, including the Adviser and its affiliates, providing for the private placement of the Company's common stock. Under the terms of the Subscription Agreements, investors were required to fund drawdowns to purchase the Company's common stock up to the amount of their respective capital commitments on an as-needed basis as determined by the Company with a minimum of 10 business days' prior notice. Offering costs associated with the private placements were absorbed by the Adviser. The remaining unfunded capital commitments related to these subscription agreements terminated upon the completion of the Company's IPO.

The following tables summarize the total shares issued and proceeds received related to capital drawdowns delivered pursuant to the Subscription Agreements during the years ended December 31, 2014 and 2013:

	<u>Year Ended</u> <u>December 31, 2014</u>	
	<u>Shares Issued</u>	<u>Proceeds Received</u>
January 15, 2014	4,234,501	\$ 65,000
<b>Total Capital Drawdowns</b>	<b>4,234,501</b>	<b>\$ 65,000</b>

[Table of Contents](#)

	Year Ended December 31, 2013	
	Shares Issued(1)	Proceeds Received
February 20, 2013	2,079,224	\$ 31,857
September 26, 2013	1,633,829	25,000
<b>Total Capital Drawdowns</b>	<b>3,713,053</b>	<b>\$ 56,857</b>

- (1) As further described in Note 9, the indicated amounts have been retroactively adjusted for the stock split which was effected in the form of a stock dividend.

The Company has a dividend reinvestment plan, whereby the Company may buy shares of its common stock in the open market or issue new shares in order to satisfy dividend reinvestment requests. The number of shares to be issued to a stockholder is determined by dividing the total dollar amount of the cash dividend or distribution payable to a stockholder by the market price per share of the Company's common stock at the close of regular trading on the NYSE on the payment date of a distribution, or if no sale is reported for such day, the average of the reported bid and asked prices. However, if the market price per share on the payment date of a cash dividend or distribution exceeds the most recently computed net asset value per share, the Company will issue shares at the greater of (i) the most recently computed net asset value per share and (ii) 95% of the current market price per share (or such lesser discount to the current market price per share that still exceeded the most recently computed net asset value per share). Shares purchased in open market transactions by the plan administrator will be allocated to a stockholder based on the average purchase price, excluding any brokerage charges or other charges, of all shares of common stock purchased in the open market.

Pursuant to the Company's dividend reinvestment plan, the following tables summarize the shares issued to stockholders who have not opted out of the Company's dividend reinvestment plan during the year ended December 31, 2014 and 2013. All shares issued to stockholders in the tables below are newly issued shares.

Date Declared	Year Ended December 31, 2014		
	Record Date	Date Shares Issued	Shares Issued
December 31, 2013	December 31, 2013	February 13, 2014	502,200
March 26, 2014	March 31, 2014	May 1, 2014	410,183
May 6, 2014	June 30, 2014	August 1, 2014	218,892
August 4, 2014	September 30, 2014	November 3, 2014	230,575
<b>Total Shares Issued</b>			<b>1,361,850</b>

Date Declared	Year Ended December 31, 2013		
	Record Date	Date Shares Issued	Shares Issued(1)
December 31, 2012	December 31, 2012	March 12, 2013	343,981
March 12, 2013	March 31, 2013	May 7, 2013	436,728
June 30, 2013	June 30, 2013	August 6, 2013	469,799
September 30, 2013	September 30, 2013	November 5, 2013	479,534
<b>Total Shares Issued</b>			<b>1,730,042</b>

- (1) As further described in Note 9, the indicated amounts for dates prior to December 3, 2013 have been retroactively adjusted for the stock split which was effected in the form of a stock dividend.

## [Table of Contents](#)

Prior to the Company's IPO, the number of shares issued through the dividend reinvestment plan was determined by dividing the total dollar amount of the dividend payable to such stockholder by the net asset value per share of the common stock on the record date of the dividend. The common stock issued through the dividend reinvestment plan was rounded down to the nearest whole share to avoid the issuance of fractional shares, and fractional shares were paid in cash.

On November 3, 2014, the Company's Board of Directors approved a stock repurchase plan (the "Company 10b5-1 Plan") to acquire up to \$50 million in the aggregate of the Company's common stock at prices below the Company's net asset value per share, in accordance with the guidelines specified in Rule 10b-18 and Rule 10b5-1 of the Exchange Act.

The Company 10b5-1 Plan is designed to allow the Company to repurchase its common stock at times when it otherwise might be prevented from doing so under insider trading laws. The Company 10b5-1 Plan requires an agent selected by the Company to repurchase shares of common stock on the Company's behalf when the market price per share is below the most recently reported net asset value per share (including any updates, corrections or adjustments publicly announced by the Company to any previously announced net asset value per share). Under the Company 10b5-1 Plan, the agent will increase the volume of purchases made as the price of the Company's common stock declines, subject to volume restrictions. The timing and amount of any stock repurchases will depend on the terms and conditions of the Company 10b5-1 Plan, the market price of the common stock and trading volumes, and no assurance can be given that any particular amount of common stock will be repurchased.

The purchase of shares pursuant to the Company 10b5-1 Plan is intended to satisfy the conditions of Rule 10b5-1 and Rule 10b-18 under the Exchange Act, and will otherwise be subject to applicable law, including Regulation M, which may prohibit purchases under certain circumstances.

Unless extended or terminated by the Board of Directors, the Company 10b5-1 Plan will be in effect through the earlier of May 4, 2015 or such time as the approved \$50 million repurchase amount has been fully utilized, subject to certain conditions. On February 20, 2015, the Company's Board of Directors authorized the extension of the termination date of the Company 10b5-1 Plan from May 4, 2015 to June 30, 2015.

As of December 31, 2014, no shares had been repurchased under the Company 10b5-1 Plan.

On December 3, 2013, the Board approved a stock split in the form of a stock dividend pursuant to which the Company's stockholders of record as of December 4, 2013 received 65.676 additional shares of common stock for each share of common stock held. The Company distributed the shares on December 5, 2013 and paid cash for fractional shares without interest or deduction. The Company has retroactively applied the effect of the stock split to the financial information presented herein by multiplying numbers of shares outstanding by 66.676 and dividing per share amounts by 66.676.



## 10. Earnings per share

The following table sets forth the computation of basic and diluted earnings per common share:

	Year Ended		
	December 31, 2014	December 31, 2013	December 31, 2012
Increase in net assets resulting from operations	\$ 85,050	\$ 66,983	\$ 39,595
Weighted average shares of common stock outstanding—basic and diluted <sup>(1)</sup>	50,509,692	34,635,208	20,541,475
Earnings per common share—basic and diluted <sup>(1)</sup>	\$ 1.68	\$ 1.93	\$ 1.93

- (1) As further described in Note 9, the indicated amounts for periods prior to December 3, 2013 have been retroactively adjusted for the stock split which was effected in the form of a stock dividend.

For the purpose of calculating diluted earnings per common share, the average closing price of the Company's common stock for the year ended December 31, 2014 was less than the conversion price for the Convertible Senior Notes outstanding as of December 31, 2014. Therefore, for all periods presented in the financial statements, the underlying shares for the intrinsic value of the embedded options in the Convertible Senior Notes have no impact on the computation of diluted earnings per common share.

## 11. Dividends

The following tables summarize dividends declared during the years ended December 31, 2014 and 2013:

Date Declared	Year Ended December 31, 2014		Dividend per Share
	Record Date	Payment Date	
March 26, 2014	March 31, 2014	April 30, 2014	\$ 0.38
May 6, 2014	June 30, 2014	July 31, 2014	0.38
August 4, 2014	September 30, 2014	October 31, 2014	0.38
November 3, 2014	December 31, 2014	January 30, 2015	0.39
<b>Total</b>			<b>\$ 1.53</b>

Date Declared	Year Ended December 31, 2013		Dividend per Share <sup>(2)</sup>
	Record Date	Payment Date	
March 12, 2013	March 31, 2013	May 6, 2013	\$ 0.38
June 30, 2013	June 30, 2013	July 31, 2013	0.40
September 30, 2013	September 30, 2013	October 31, 2013	0.38
December 31, 2013 <sup>(1)</sup>	December 31, 2013	January 30, 2014	0.40
<b>Total Dividends Declared</b>			<b>\$ 1.56</b>

- (1) December 31, 2013 declared dividend includes a special dividend of \$0.03 per share.  
(2) As further described in Note 9, the indicated amounts for dates prior to December 3, 2013 have been retroactively adjusted for the stock split which was effected in the form of a stock dividend.

The dividends declared during the years ended December 31, 2014 and December 31, 2013, were derived from net investment income and long-term capital gains, determined on a tax basis.

**12. Income Taxes**

The tax character of shareholder distributions attributable to the fiscal years ended December 31, 2014, 2013 and 2012 were as follows:

	Year Ended December 31, 2014	Year Ended December 31, 2013	Year Ended December 31, 2012
Ordinary Income <sup>(1)</sup>	\$ 80,077	\$ 51,476	\$ 27,994
Capital Gains	1,249	3,909	1,776
<b>Total</b>	<u>\$ 81,326</u>	<u>\$ 55,385</u>	<u>\$ 29,770</u>

- (1) For the years ended December 31, 2014, 2013 and 2012, 78.85%, 91.52% and 78.08% of ordinary income qualified as interest related dividend which is exempt from U.S. withholding tax applicable to non U.S. shareholders.

The following reconciles increase in net assets resulting from operations for the fiscal years ended December 31, 2014, 2013 and 2012, to taxable income at December 31, 2014, 2013 and 2012:

	Year Ended December 31, 2014	Year Ended December 31, 2013	Year Ended December 31, 2012
Increase in net assets resulting from operations	\$ 85,050	\$ 66,983	\$ 39,595
Adjustments:			
Net unrealized (gain) loss on investments	17,722	(8,386)	(7,211)
Other income (expense) for tax purposes, not book	3	562	(670)
Deferred organization costs	(100)	(100)	(100)
Other expenses not currently deductible	1,156	243	49
Other book-tax differences	189	(901)	92
<b>Taxable Income</b>	<u>\$ 104,020</u>	<u>\$ 58,401</u>	<u>\$ 31,755</u>

Note: Taxable income is an estimate and is not fully determined until the Company's tax return is filed.

Taxable income generally differs from increase in net assets resulting from operations due to temporary and permanent differences in the recognition of income and expenses, and generally excludes net unrealized gains or losses, as unrealized gains or losses are generally not included in taxable income until they are realized.

The Company makes certain adjustments to the classification of stockholders' equity as a result of permanent book-to-tax differences, which include differences in the book and tax basis of certain assets and liabilities, and nondeductible federal taxes or losses among other items. To the extent these differences are permanent, they are charged or credited to additional paid in capital, undistributed net investment income or undistributed net realized gains on investments, as appropriate. In addition, due to the Company's differing fiscal, tax, and excise tax year ends, the best estimates available are recorded to the above accounts in the period that such differences arise or are identifiable.

## [Table of Contents](#)

During the year ended December 31, 2014, permanent differences were principally related to \$19.9 million of recharacterization of prepayment penalties for tax purposes between ordinary income and capital gains, \$1.1 million attributable to accrued U.S. federal excise taxes, and \$0.2 million attributable to the foreign currency reclassifications. During the year ended December 31, 2013, permanent differences were principally related to \$0.2 million attributable to accrued U.S. federal excise taxes, \$3.0 million of recharacterization of prepayment penalties for tax purposes between ordinary income and capital gains and \$1.4 million on the disposition of investments with PIK earnings not previously recognized for tax purposes. During the year ended December 31, 2012, permanent differences of \$46 thousand were principally attributable to accrued U.S. federal excise taxes.

The Company neither has any uncertain tax positions that met the recognition or measurement criteria of ASC 740-10-25, *Income Taxes*, nor did the Company have any unrecognized tax benefits as of the periods presented herein. Although the Company files federal and state tax returns, our major tax jurisdiction is federal. Our inception-to-date federal tax year remains subject to examination by the Internal Revenue Service.

The tax cost of the Company's investments as of December 31, 2014 and 2013, approximates their amortized cost.

### 13. Financial Highlights

The following per share data and ratios have been derived from information provided in the consolidated financial statements. The following are the financial highlights for one share of common stock outstanding during the years ended December 31, 2014, 2013, 2012, and 2011. There was no activity for the period from July 21, 2010 (inception) to December 31, 2010 other than the initial issuance of Common Stock.

	Year Ended December 31, 2014	Year Ended December 31, 2013	Year Ended December 31, 2012	Year Ended December 31, 2011	Period from July 21, 2010 (inception) to December 31, 2010
<b>Per Share Data(5)</b>					
Net asset value, beginning of period	\$ 15.52	\$ 15.19	\$ 14.71	\$ 0.01	\$ —
Net investment income (loss)(1)	2.07	1.66	1.36	(0.44)	—
Net realized and unrealized gain (loss)(1)	(0.33)	0.23	0.29	0.22	—
Total from operations	1.74	1.89	1.65	(0.22)	—
Issuance of common stock, net of offering costs(1)	(0.20)	—	—	14.98	0.01
Dividends declared from net investment income(2)	(1.51)	(1.36)	(1.06)	(0.06)	—
Dividends declared from realized gains(2)	(0.02)	(0.20)	(0.11)	—	—
Total increase in net assets	0.01	0.33	0.48	14.70	0.01
<b>Net Asset Value, End of Period</b>	<b>\$ 15.53</b>	<b>\$ 15.52</b>	<b>\$ 15.19</b>	<b>\$ 14.71</b>	<b>\$ 0.01</b>
Per share market value at end of period	\$ 16.82	—	—	—	—
Total return based on market value(3)	14.7%	—	—	—	—
Total return based on net asset value(4)	9.9%	12.4%	11.3%	n.m.	N/A
Shares Outstanding, End of Period	53,797,358	37,026,023	31,582,954	11,770,514	66,676

[Table of Contents](#)

	Year Ended December 31, 2014	Year Ended December 31, 2013	Year Ended December 31, 2012	Year Ended December 31, 2011	Period from July 21, 2010 (inception) to December 31, 2010
<b>Ratios / Supplemental Data</b>					
Ratio of net expenses to average net assets	7.5%	6.4%	6.9%	10.9%	N/A
Ratio of net investment income (loss) to average net assets	15.8%	12.3%	8.4%	(2.4%)	N/A
Portfolio turnover	53.2%	27.0%	45.7%	n.m.	n.m.
Net assets, end of period	\$ 835,405	\$ 574,696	\$ 479,803	\$ 173,092	\$ 1

- (1) The per share data was derived by using the weighted average shares outstanding during the period.
- (2) The per share data was derived by using the actual shares outstanding at the date of the relevant transactions.
- (3) Total return based on market value is calculated as the change in market value per share during the period plus declared dividends per share, divided by the beginning market value per share.
- (4) Total return based on net asset value is calculated as the change in net asset value per share during the period plus declared dividends per share, divided by the beginning net asset value per share.
- (5) As further described in Note 9, the indicated amounts for dates prior to December 3, 2013 have been retroactively adjusted for the stock split which was effected in the form of a stock dividend.

**14. Selected Quarterly Financial Data (Unaudited)**

	2014			
	Q4	Q3	Q2	Q1
Investment Income	\$ 45,778	\$38,404	\$45,657	\$33,481
Net Expenses	\$ 15,094	\$15,288	\$16,224	\$12,239
Net Investment Income	\$ 30,684	\$23,116	\$29,433	\$21,242
Total unrealized and realized gains (losses)	\$(16,879)	\$(4,513)	\$(2,139)	\$ 4,106
Increase in Net Assets Resulting from Operations	\$ 13,805	\$18,603	\$27,294	\$25,348
Net Asset Value per Share as of the End of the Quarter	\$ 15.53	\$ 15.66	\$ 15.70	\$ 15.51

	2013			
	Q4	Q3	Q2	Q1
Investment Income	\$27,569	\$23,298	\$20,940	\$20,802
Net Expenses	\$10,576	\$ 8,713	\$ 8,123	\$ 7,696
Net Investment Income	\$16,993	\$14,585	\$12,817	\$13,106
Total unrealized and realized gains	\$ 4,063	\$ 1,674	\$ 1,391	\$ 2,355
Increase in Net Assets Resulting from Operations	\$21,056	\$16,259	\$14,208	\$15,461
Net Asset Value per Share as of the End of the Quarter <sup>(1)</sup>	\$ 15.52	\$ 15.35	\$ 15.29	\$ 15.27

	2012			
	Q4	Q3	Q2	Q1
Investment Income	\$18,169	\$14,554	\$11,314	\$ 6,974
Net Expenses	\$ 7,277	\$ 6,637	\$ 4,711	\$ 4,357
Net Investment Income	\$10,892	\$ 7,917	\$ 6,603	\$ 2,617
Total unrealized and realized gains	\$ 1,568	\$ 5,664	\$ 1,165	\$ 3,169
Increase in Net Assets Resulting from Operations	\$12,460	\$13,581	\$ 7,768	\$ 5,786
Net Asset Value per Share as of the End of the Quarter <sup>(1)</sup>	\$ 15.19	\$ 15.12	\$ 14.92	\$ 14.88

- (1) As further described in Note 9, the indicated amounts for periods prior to December 3, 2013 have been retroactively adjusted for the stock split which was effected in the form of a stock dividend.

**15. Subsequent Events**

The Company's management has evaluated subsequent events through the date of issuance of the consolidated financial statements included herein. There have been no subsequent events that occurred during such period that would require disclosure in this Form 10-K or would be required to be recognized in the Consolidated Financial Statements as of and for the year ended December 31, 2014.

## TPG Specialty Lending, Inc.

Consolidated Balance Sheets  
(Amounts in thousands, except share and per share amounts)  
(Unaudited)

	March 31, 2015	December 31, 2014
<b>Assets</b>		
Investments at fair value		
Non-controlled, non-affiliated investments (amortized cost of \$1,295,328 and \$1,225,672, respectively)	\$1,285,623	\$1,221,875
Controlled, affiliated investments (amortized cost of \$50,709 and \$47,580, respectively)	45,370	41,636
Total investments at fair value (amortized cost of \$1,346,037 and \$1,273,252, respectively)	1,330,993	1,263,511
Cash and cash equivalents	3,329	2,413
Interest receivable	7,282	6,137
Receivable for interest rate swaps	667	1,020
Prepaid expenses and other assets	31,488	30,650
<b>Total Assets</b>	<b>\$1,373,759</b>	<b>\$1,303,731</b>
<b>Liabilities</b>		
Debt	\$ 485,223	\$ 395,864
Management fees payable to affiliate	4,950	4,887
Incentive fees payable to affiliate	5,007	5,955
Dividends payable	21,044	20,981
Payable for investments purchased	7,440	29,017
Payables to affiliate	1,561	2,918
Other liabilities	7,004	8,704
<b>Total Liabilities</b>	<b>532,229</b>	<b>468,326</b>
Commitments and contingencies (Note 8)		
<b>Net Assets</b>		
Preferred stock, \$0.01 par value; 100,000,000 shares authorized; no shares issued and outstanding	—	—
Common stock, \$0.01 par value; 400,000,000 shares authorized, 53,960,847 and 53,798,357 shares issued, respectively; and 53,959,848 and 53,797,358 shares outstanding, respectively	540	538
Additional paid-in capital	810,422	808,053
Treasury stock at cost; 999 shares	(1)	(1)
Undistributed net investment income	6,818	6,555
Net unrealized gains	1,747	188
Undistributed net realized gains	22,004	20,072
<b>Total Net Assets</b>	<b>841,530</b>	<b>835,405</b>
<b>Total Liabilities and Net Assets</b>	<b>\$1,373,759</b>	<b>\$1,303,731</b>
<b>Net Asset Value Per Share</b>	<b>\$ 15.60</b>	<b>\$ 15.53</b>

The accompanying notes are an integral part of these consolidated financial statements.

TPG Specialty Lending, Inc.

**Consolidated Statements of Operations**  
(Amounts in thousands, except share and per share amounts)  
(Unaudited)

	Three Months Ended March 31, 2015	Three Months Ended March 31, 2014
<b>Income</b>		
Investment income from non-controlled, non-affiliated investments:		
Interest from investments	\$ 32,879	\$ 31,118
Other income	3,377	2,363
Total investment income from non-controlled, non-affiliated investments	36,256	33,481
Investment income from controlled, affiliated investments:		
Interest from investments	1,417	—
Other income	57	—
Total investment income from controlled, affiliated investments	1,474	—
<b>Total Investment Income</b>	<b>37,730</b>	<b>33,481</b>
<b>Expenses</b>		
Interest	4,220	3,824
Management fees	4,950	4,237
Incentive fees	5,007	4,473
Professional fees	1,209	1,172
Directors' fees	96	72
Other general and administrative	1,156	916
Total expenses	16,638	14,694
Management fees waived (Note 3)	—	(2,464)
<b>Net Expenses</b>	<b>16,638</b>	<b>12,230</b>
<b>Net Investment Income Before Income Taxes</b>	<b>21,092</b>	<b>21,251</b>
Income taxes, including excise taxes	305	9
<b>Net Investment Income</b>	<b>20,787</b>	<b>21,242</b>
<b>Unrealized and Realized Gains (Losses)</b>		
Net change in unrealized gains (losses):		
Non-controlled, non-affiliated investments	(5,907)	3,944
Controlled, affiliated investments	605	—
Translation of assets and liabilities in foreign currencies	7,215	1,771
Interest rate swaps	(353)	—
Total net change in unrealized gains	1,560	5,715
Realized gains (losses):		
Non-controlled, non-affiliated investments	265	—
Interest rate swaps	1,852	—
Foreign currency transactions	4	(1,609)
Total realized gains (losses)	2,121	(1,609)
<b>Total Unrealized and Realized Gains</b>	<b>3,681</b>	<b>4,106</b>
<b>Increase in Net Assets Resulting from Operations</b>	<b>\$ 24,468</b>	<b>\$ 25,348</b>
Earnings per common share—basic and diluted	\$ 0.45	\$ 0.61
Weighted average shares of common stock outstanding—basic and diluted	53,902,074	41,539,083

The accompanying notes are an integral part of these consolidated financial statements.

TPG Specialty Lending, Inc.

Consolidated Schedule of Investments as of March 31, 2015  
(Amounts in thousands, except share amounts)  
(Unaudited)

Company(1)	Investment	Interest	Initial Acquisition Date	Amortized Cost(2)	Fair Value	Percentage of Net Assets
<b>Debt Investments</b>						
<b>Automotive</b>						
Heartland Automotive Holdings, LLC(3)(4)	First-lien loan (\$32,826 par, due 6/2017)	9.75%	8/28/2012	\$ 32,383	\$ 29,872	3.5%
	First-lien revolving loan (\$4,278 par, due 6/2017)	10.75%	8/28/2012	4,207	3,778	0.4%
				<u>36,590</u>	<u>33,650</u>	<u>3.9%</u>
<b>Beverage, food and tobacco</b>						
AFS Technologies, Inc.(3)(4)(6)	First-lien loan (\$64,098 par, due 3/2020)	6.25%	3/3/2014	62,856	62,816	7.5%
Great Atlantic & Pacific Tea Co. Inc.(3)(4)	First-lien loan (\$22,574 par, due 9/2019)	9.85%	9/17/2014	22,231	22,405	2.7%
				<u>85,087</u>	<u>85,221</u>	<u>10.2%</u>
<b>Business services</b>						
Actian Corporation(3)(4)(6)	First-lien loan (\$62,915 par, due 4/2018)	7.50%	4/11/2013	61,394	63,387	7.5%
Leaf US Holdings, Inc.(3)(4)(5)	First-lien loan (\$29,376 par, due 6/2019)	7.50%	6/30/2014	28,793	28,984	3.4%
Network Merchants, Inc(3)(4)	First-lien loan (\$29,659 par, due 9/2018)	8.75%	9/12/2013	29,230	29,582	3.5%
ScentAir Technologies, Inc(3)(4)	First-lien loan (\$17,143 par, due 12/2019)	7.50%	12/30/2014	16,737	16,862	2.0%
				<u>136,154</u>	<u>138,815</u>	<u>16.4%</u>
<b>Chemicals</b>						
Vertellus Specialties, Inc.(3)(4)	First-lien loan (\$19,900 par, due 10/2019)	10.50%	10/31/2014	19,246	17,562	2.1%
<b>Education</b>						
Campus Management, Inc.(3)(4)(6)	First-lien loan (\$27,590 par, due 9/2018)	8.75%	9/30/2013	27,080	27,590	3.3%
<b>Electronics</b>						
MyAlarm Center, LLC(3)(4)	First-lien loan (\$63,859 par, due 1/2018)	8.50%	1/9/2014	63,074	63,375	7.5%
MyAlarm Center, LLC	Mezzanine loan (\$4,887 par, due 7/2018)	16.25% (incl. 4.25% PIK)	1/9/2014	4,851	4,862	0.6%
APX Group Inc.	Senior notes 8.75% (\$10,000 par, due 12/2020)	8.75%	12/11/2014	8,608	9,225	1.1%
				<u>76,533</u>	<u>77,462</u>	<u>9.2%</u>



## Table of Contents

Company(1)	Investment	Interest	Initial Acquisition Date	Amortized Cost(2)	Fair Value	Percentage of Net Assets
<b>Financial services</b>						
Embarcadero Technologies, Inc.(3)(4)(6)	First-lien loan (\$39,684 par, due 12/2017)	8.00%	12/28/2012	\$ 39,082	\$ 40,080	4.8%
PayLease, LLC(3)	First-lien loan (\$33,000 par, due 3/2020)	10.00% (incl. 2.50% PIK)	3/6/2015	32,247	32,240	3.8%
Rogue Wave Holdings, Inc.(3)(4)(6)	First-lien loan (\$65,628 par, due 12/2018)	7.50%	11/21/2012	64,573	64,972	7.7%
				<u>135,902</u>	<u>137,292</u>	<u>16.3%</u>
<b>Healthcare and pharmaceuticals</b>						
Aesynt Incorporated(3)(4)(6)	First-lien loan (\$34,344 par, due 5/2019)	7.00%	5/8/2014	33,542	33,485	4.0%
Global Healthcare Exchange, Inc.(3)(4)	First-lien loan (\$46,134 par, due 3/2020)	8.50%	3/11/2014	45,076	45,272	5.4%
Helix Health, Ltd.(3)(5)	First-lien loan (EUR 28,224 par, due 9/2019)	11.50% (incl. 3.00% PIK)	9/30/2014	34,051	29,252	3.5%
	First-lien revolving loan (EUR 300 par, due 9/2019)		9/30/2014	242	228	0.0%
Mediware Information Systems, Inc.(3)(4)(6)	First-lien loan (\$68,948 par, due 5/2018)	7.00%	11/9/2012	67,846	69,637	8.3%
SRS Software, LLC(3)(4)	First-lien loan (\$33,281 par, due 12/2017)	8.75%	12/28/2012	32,771	33,448	4.0%
	First-lien revolving loan (\$2,000 par, due 12/2017)	8.75%	12/28/2012	1,938	2,010	0.2%
				<u>215,466</u>	<u>213,332</u>	<u>25.4%</u>
<b>Hotel, gaming, and leisure</b>						
Centaur, LLC(3)(4)	Second-lien loan (\$10,000 par, due 2/2020)	8.75%	2/15/2013	9,934	10,075	1.2%
IRG Sports & Entertainment, LLC(3)(4)	First-lien loan (\$44,201 par, due 9/2019)	12.00% (incl. 5.00% PIK)	9/30/2014	41,720	40,444	4.8%
Soho House(5)	Second-lien bond (GBP 20,375 par, due 10/2018)	9.13%	9/20/2013	33,252	31,759	3.8%
				<u>84,906</u>	<u>82,278</u>	<u>9.8%</u>
<b>Human Resource Support Services</b>						
Saba Software, Inc.(3)(6)	First-lien loan (\$55,000 par, due 3/2021)	9.75%	3/30/2015	54,354	54,175	6.4%
<b>Insurance</b>						
Infogix, Inc.(3)(4)	First-lien loan (\$34,950 par, due 6/2017)	10.00%	6/1/2012	34,588	34,775	4.1%
	First-lien revolving loan (\$2,202 par, due 6/2017)	11.00%	6/1/2012	2,159	2,177	0.3%
Insurity, Inc.(3)(4)(6)	First-lien loan (\$64,838 par, due 10/2020)	7.50%	10/31/2014	64,222	64,189	7.6%
				<u>100,969</u>	<u>101,141</u>	<u>12.0%</u>

## Table of Contents

Company(1)	Investment	Interest	Initial Acquisition Date	Amortized Cost(2)	Fair Value	Percentage of Net Assets
<b>Internet Services</b>						
Highwinds Capital, Inc.(3)(4)	First-lien loan (\$54,038 par, due 7/2018)	9.00%	3/7/2014	\$ 53,332	\$ 53,468	6.4%
<b>Manufacturing</b>						
Jeeves Information Systems AB(3)(5)(6)	First-lien loan (SEK 200,499 par, due 3/2019)	8.75%	6/5/2013	30,495	23,074	2.7%
<b>Metals and mining</b>						
Metalico, Inc.(3)(4)(6)	First-lien loan (\$19,773 par, due 11/2019)	10.50%	11/21/2013	17,604	21,009	2.5%
<b>Office products</b>						
Ecommerce Industries, Inc.(3)(4)(6)	First-lien loan (\$37,358 par, due 3/2019)	7.25%	3/11/2014	37,074	37,122	4.4%
<b>Oil, gas and consumable fuels</b>						
Milagro Exploration, LLC(3)(4)	First-lien loan (\$62,464 par, due 9/2017)	9.50%	9/4/2014	61,802	61,993	7.4%
Mississippi Resources, LLC(3)(4)(8)	First-lien loan (\$42,568 par, due 6/2018)	13.00% (incl. 1.50% PIK)	6/4/2014	41,835	40,865	4.9%
				<u>103,637</u>	<u>102,858</u>	<u>12.3%</u>
<b>Retail</b>						
Toys 'R' Us-Delaware, Inc.(3)(4)	First-lien loan (\$42,000 par, due 10/2019)	8.25%	10/10/2014	41,179	41,685	5.0%
<b>Transportation</b>						
Carrix, Inc.(3)	First-lien loan (\$8,000 par, due 1/2019)	4.50%	3/17/2015	7,440	7,387	0.9%
Kewill, Ltd.(3)(5)	Second-lien loan (\$62,500 par, due 10/2019)	9.50%	10/2/2013	61,473	61,406	7.3%
				<u>1,324,521</u>	<u>1,316,527</u>	<u>156.5%</u>
<b>Total Debt Investments</b>						
<b>Equity and Other Investments</b>						
<b>Business services</b>						
Network Merchants, Inc	Non-Voting Preferred Units (774,099 units)		9/12/2013	780	942	0.1%
<b>Healthcare and pharmaceuticals</b>						
Global Healthcare Exchange, LLC	Common Shares Class A (598 shares)		3/11/2014	467	515	0.1%
	Common Shares Class B (196 shares)		3/11/2014	137	151	0.0%
Helix Health, Ltd.(5)	Warrants		9/30/2014	877	745	0.1%
	Common Shares Class A (1,980 shares)		12/28/2012	1,980	1,134	0.1%
SRS Parent Corp.	Common Shares Class B (2,953,020 shares)		12/28/2012	20	11	0.0%
				<u>3,481</u>	<u>2,556</u>	<u>0.3%</u>
<b>Hotel, gaming, and leisure</b>						
IRG Sports & Entertainment, LLC	Warrants		9/30/2014	1,494	762	0.1%

## Table of Contents

Company(1)	Investment	Interest	Initial Acquisition Date	Amortized Cost(2)	Fair Value	Percentage of Net Assets
<b>Metals and mining</b>						
Metalico, Inc.	Warrants		11/21/2013	\$ 1,343	\$ 149	0.0%
<b>Oil, gas and consumable fuels</b>						
Mississippi Resources, LLC(8)	Class A Member Units (933 units)		6/4/2014	8,874	4,505	0.5%
<b>Other</b>						
Symphony(5)(7)	Structured Product	5.98%	11/17/2014	5,544	5,552	0.7%
<b>Total Equity and Other Investments</b>				<u>21,516</u>	<u>14,466</u>	<u>1.7%</u>
<b>Total Investments</b>				<u>\$ 1,346,037</u>	<u>\$ 1,330,993</u>	<u>158.2%</u>

- (1) Unless otherwise indicated, the Company's portfolio companies are domiciled in the United States. Certain portfolio company investments are subject to contractual restrictions on sales.
- (2) The amortized cost represents the original cost adjusted for the amortization of discounts and premiums, as applicable, on debt investments using the effective interest method.
- (3) Loan contains a variable rate structure, subject to an interest rate floor. Variable rate loans bear interest at a rate that may be determined by reference to either LIBOR (which can include one-, two-, three- or six-month LIBOR) or an alternate base rate (which can include the Federal Funds Effective Rate or the Prime Rate), at the borrower's option, which reset periodically based on the terms of the loan agreement. For each such loan the Company has provided the interest rate in effect on the date presented.
- (4) The investment, or a portion thereof, is held within TPG SL SPV, LLC, a wholly-owned subsidiary of the Company, and is pledged as collateral supporting the amounts outstanding under the SPV Asset Facility (see Note 7).
- (5) This portfolio company is a non-U.S. corporation and, as a result, is not a qualifying asset under Section 55(a) of the 1940 Act. Under the 1940 Act, the Company may not acquire any non-qualifying asset unless, at the time such acquisition is made, qualifying assets represent at least 70% of total assets.
- (6) In addition to the interest earned based on the stated interest rate of this loan, which is the amount reflected in this schedule, the Company may be entitled to receive additional interest as a result of an arrangement with other lenders in the syndication.
- (7) Contains a variable rate structure. Bears interest at a rate determined by three-month LIBOR.
- (8) Under the 1940 Act, the Company is deemed to be both an "Affiliated Person" of and "Control," as such terms are defined in the 1940 Act, this portfolio company, as the Company owns more than 25% of the portfolio company's outstanding voting securities or has the power to exercise control over management or policies of such portfolio company (including through a management agreement). Transactions during the three months ended March 31, 2015 in which the issuer was an Affiliated Person of and was deemed to Control a portfolio company are as follows:

Company	Fair Value at December 31, 2014	Gross Additions (a)	Gross Reductions (b)	Net Unrealized Gain/(Loss)	Realized Gain/(Losses)	Fair Value at March 31, 2015	Other Income	Interest Income
Mississippi Resources, LLC	\$ 41,636	\$ 3,220	\$ (91)	\$ 605	\$ —	\$ 45,370	\$ 57	\$ 1,417
<b>Total</b>	<u>\$ 41,636</u>	<u>\$ 3,220</u>	<u>\$ (91)</u>	<u>\$ 605</u>	<u>\$ —</u>	<u>\$ 45,370</u>	<u>\$ 57</u>	<u>\$ 1,417</u>

- (a) Gross additions include increases in the cost basis of investments resulting from new investments, payment-in-kind interest or dividends, the amortization of any unearned income or discounts on debt investments, as applicable.
- (b) Gross reductions include decreases in the cost basis of investments resulting from principal collections related to investment repayments or sales, and the amortization of any discounts on debt investments, as applicable.

The accompanying notes are an integral part of these consolidated financial statements.

**Consolidated Schedule of Investments as of December 31, 2014**  
**(Amounts in thousands, except share amounts)**  
**(Unaudited)**

Company(1)	Investment	Interest	Initial Acquisition Date	Amortized Cost(2)	Fair Value	Percentage of Net Assets
<b>Debt Investments</b>						
<b>Automotive</b>						
Heartland Automotive Holdings, LLC(3)(4)	First-lien loan (\$32,826 par, due 6/2017)	9.75%	8/28/2012	\$ 32,340	\$ 30,447	3.6%
	First-lien revolving loan (\$4,500 par, due 6/2017)	10.75%	8/28/2012	4,421	4,097	0.5%
				<u>36,761</u>	<u>34,544</u>	<u>4.1%</u>
<b>Beverage, food and tobacco</b>						
AFS Technologies, Inc.(3)(4)(6)	First-lien loan (\$64,399 par, due 3/2020)	6.25%	3/3/2014	63,102	63,111	7.5%
Great Atlantic & Pacific Tea Co. Inc.(3)(4)	First-lien loan (\$22,787 par, due 9/2019)	9.85%	9/17/2014	22,426	22,274	2.6%
				<u>85,528</u>	<u>85,385</u>	<u>10.1%</u>
<b>Business services</b>						
Actian Corporation(3)(4)(6)	First-lien loan (\$63,933 par, due 4/2018)	7.50%	4/11/2013	62,282	63,933	7.6%
Leaf US Holdings, Inc.(3)(4)(5)	First-lien loan (\$16,418 par, due 6/2019)	7.50%	6/30/2014	16,077	16,003	1.9%
Network Merchants, Inc(3)(4)	First-lien loan (\$29,659 par, due 9/2018)	8.75%	9/12/2013	29,204	29,506	3.5%
ScentAir Technologies, Inc(3)(4)	First-lien loan (\$16,071 par, due 12/2019)	7.50%	12/30/2014	15,628	15,621	1.9%
				<u>123,191</u>	<u>125,063</u>	<u>14.9%</u>
<b>Chemicals</b>						
Vertellus Specialties, Inc.(3)(4)	First-lien loan (\$19,950 par, due 10/2019)	10.50%	10/31/2014	19,267	18,753	2.2%
<b>Communications</b>						
IPC Systems, Inc.(3)(4)	Second-lien loan (\$17,000 par, due 5/2021)	9.50%	5/2/2014	16,935	17,680	2.1%
<b>Containers and packaging</b>						
The Newark Group, Inc.(3)(4)	First-lien loan (\$39,240 par, due 2/2018)	8.50%	2/8/2013	38,984	40,025	4.8%
<b>Education</b>						
Campus Management, Inc.(3)(4)(6)	First-lien loan (\$28,125 par, due 9/2018)	8.75%	9/30/2013	27,576	27,914	3.3%
<b>Electronics</b>						
MyAlarm Center, LLC(3)(4)	First-lien loan (\$61,861 par, due 1/2018)	8.50%	1/9/2014	61,013	60,893	7.2%
MyAlarm Center, LLC	Mezzanine loan (\$4,887 par, due 7/2018)	16.25% (incl. 4.25% PIK)	1/9/2014	4,849	4,520	0.5%

## Table of Contents

Company(1)	Investment	Interest	Initial Acquisition Date	Amortized Cost(2)	Fair Value	Percentage of Net Assets
APX Group Inc.	First-lien bond 6.375% (\$5,000 par, due 12/2019)	6.38%	12/12/2014	\$ 4,727	\$ 4,788	0.6%
	First-lien bond 8.75% (\$10,000 par, due 12/2020)	8.75%	12/11/2014	8,566	8,444	1.0%
				<u>79,155</u>	<u>78,645</u>	<u>9.3%</u>
<b>Financial services</b>						
Embarcadero Technologies, Inc.(3)(4)(6)	First-lien loan (\$40,243 par, due 12/2017)	8.00%	12/28/2012	39,585	40,544	4.8%
Rogue Wave Holdings, Inc.(3)(4)(6)	First-lien loan (\$66,470 par, due 12/2018)	7.50%	11/21/2012	65,344	65,971	7.8%
				<u>104,929</u>	<u>106,515</u>	<u>12.6%</u>
<b>Healthcare and pharmaceuticals</b>						
Aesynt Incorporated(3)(4)(6)	First-lien loan (\$34,563 par, due 5/2019)	7.00%	5/8/2014	33,714	33,526	4.0%
Global Healthcare Exchange, Inc.(3)(4)	First-lien loan (\$46,250 par, due 3/2020)	8.50%	3/11/2014	45,149	45,139	5.4%
Helix Health, Ltd.(3)(5)	First-lien loan (EUR 28,014 par, due 9/2019)	11.50% (incl. 3.00% PIK)	9/30/2014	33,761	32,373	3.8%
Mediware Information Systems, Inc.(3)(4)(6)	First-lien revolving loan (EUR 300 par, due 9/2019)	11.50%	9/30/2014	235	227	0.0%
SRS Software, LLC(3)(4)	First-lien loan (\$69,405 par, due 5/2018)	7.00%	11/9/2012	68,221	68,885	8.2%
	First-lien loan (\$33,750 par, due 12/2017)	8.75%	12/28/2012	33,192	33,834	4.0%
	First-lien revolving loan (\$2,000 par, due 12/2017)	8.75%	12/28/2012	1,933	2,005	0.2%
				<u>216,205</u>	<u>215,989</u>	<u>25.6%</u>
<b>Hotel, gaming, and leisure</b>						
Centaur, LLC(3)(4)	Second-lien loan (\$10,000 par, due 2/2020)	8.75%	2/15/2013	9,931	9,913	1.2%
IRG Sports & Entertainment, LLC(3)(4)	First-lien loan (\$43,653 par, due 9/2019)	12.00% (incl. 5.00% PIK)	9/30/2014	41,073	40,161	4.8%
Soho House(5)	Second-lien bond (GBP 13,750 par, due 10/2018)	9.13%	9/20/2013	22,826	22,565	2.7%
				<u>73,830</u>	<u>72,639</u>	<u>8.7%</u>
<b>Insurance</b>						
Infogix, Inc.(3)(4)	First-lien loan (\$35,438 par, due 6/2017)	10.00%	6/1/2012	35,034	35,260	4.2%
	First-lien revolving loan (\$2,010 par, due 6/2017)	11.00%	6/1/2012	1,961	1,985	0.2%

## Table of Contents

Company(1)	Investment	Interest	Initial Acquisition Date	Amortized Cost(2)	Fair Value	Percentage of Net Assets
Insurity, Inc.(3)(4)(6)	First-lien loan (\$65,000 par, due 10/2020)	7.50%	10/31/2014	\$ 64,363	\$ 64,025	7.6%
				101,358	101,270	12.0%
<b>Internet Services</b>						
Highwinds Capital, Inc.(3)(4)	First-lien loan (\$41,401 par, due 7/2018)	9.00%	3/7/2014	40,931	40,859	4.9%
<b>Manufacturing</b>						
Jeeves Information Systems AB(3)(5)(6)	First-lien loan (SEK 203,140 par, due 3/2019)	8.75%	6/5/2013	30,897	25,690	3.1%
<b>Metals and mining</b>						
Metalico, Inc.(3)(4)(6)	First-lien loan (\$19,973 par, due 11/2019)	10.50%	11/21/2013	17,699	21,321	2.5%
<b>Office products</b>						
Ecommerce Industries, Inc.(3)(4)(6)	First-lien loan (\$35,390 par, due 3/2019)	7.25%	3/11/2014	35,090	34,868	4.1%
<b>Oil, gas and consumable fuels</b>						
Milagro Exploration, LLC(3)(4)	First-lien loan (\$62,857 par, due 9/2017)	9.50%	9/4/2014	62,130	61,457	7.3%
Mississippi Resources, LLC(3)(4)(8)	First-lien loan (\$39,505 par, due 6/2018)	13.00% (incl. 1.50% PIK)	6/4/2014	38,706	37,381	4.4%
				100,836	98,838	11.7%
<b>Retail</b>						
Toys 'R' Us-Delaware, Inc.(3)(4)	First-lien loan (\$42,000 par, due 10/2019)	8.25%	10/10/2014	41,149	41,370	4.9%
<b>Transportation</b>						
Kewill, Ltd.(3)(5)	Second-lien loan (\$62,500 par, due 10/2019)	9.50%	10/2/2013	61,428	61,250	7.3%
<b>Total Debt Investments</b>				<u>1,251,749</u>	<u>1,248,618</u>	<u>148.2%</u>
<b>Equity and Other Investments</b>						
<b>Business services</b>						
Network Merchants, Inc	Non-Voting Preferred Units (774,099 units)		9/12/2013	780	932	0.1%
<b>Healthcare and pharmaceuticals</b>						
Global Healthcare Exchange, LLC	Common Shares Class A (598 shares)		3/11/2014	467	467	0.1%
			3/11/2014	137	137	0.0%
Helix Health, Ltd.(5)	Common Shares Class B (196 shares)		9/30/2014	877	840	0.1%
			12/28/2012	1,980	1,099	0.1%
SRS Parent Corp.	Warrants		12/28/2012	20	11	0.0%
				3,481	2,554	0.3%
<b>Hotel, gaming, and leisure</b>						
IRG Sports & Entertainment, LLC	Warrants		9/30/2014	1,494	1,494	0.2%

## Table of Contents

Company(1)	Investment	Interest	Initial Acquisition Date	Amortized Cost(2)	Fair Value	Percentage of Net Assets
<b>Metals and mining</b>						
Metalico, Inc.	Warrants		11/21/2013	\$ 1,343	\$ 133	0.0%
<b>Oil, gas and consumable fuels</b>						
Mississippi Resources, LLC (8)	Class A Member Units (933 units)		6/4/2014	8,874	4,254	0.5%
<b>Other</b>						
Symphony(5)(7)	Structured Product	5.98%	11/17/2014	5,531	5,526	0.7%
<b>Total Equity and Other Investments</b>				<u>21,503</u>	<u>14,893</u>	<u>1.8%</u>
<b>Total Investments</b>				<u>\$ 1,273,252</u>	<u>\$ 1,263,511</u>	<u>150.0%</u>

- (1) Unless otherwise indicated, the Company's portfolio companies are domiciled in the United States. As of December 31, 2014, the Company does not "control" any of the portfolio companies nor are any of its portfolio companies considered to be "affiliates" (see Note 4). Certain portfolio company investments are subject to contractual restrictions on sales.
- (2) The amortized cost represents the original cost adjusted for the amortization of discounts and premiums, as applicable, on debt investments using the effective interest method.
- (3) Loan contains a variable rate structure, subject to an interest rate floor. Variable rate loans bear interest at a rate that may be determined by reference to either LIBOR (which can include one-, two-, three- or six-month LIBOR) or an alternate base rate (which can include the Federal Funds Effective Rate or the Prime Rate), at the borrower's option, which reset periodically based on the terms of the loan agreement. For each such loan the Company has provided the interest rate in effect on the date presented.
- (4) The investment, or a portion thereof, is held within TPG SL SPV, LLC, a wholly-owned subsidiary of the Company, and is pledged as collateral supporting the amounts outstanding under the SPV Asset Facility (see Note 7).
- (5) This portfolio company is a non-U.S. corporation and, as a result, is not a qualifying asset under Section 55(a) of the 1940 Act. Under the 1940 Act, the Company may not acquire any non-qualifying asset unless, at the time such acquisition is made, qualifying assets represent at least 70% of total assets.
- (6) In addition to the interest earned based on the stated interest rate of this loan, which is the amount reflected in this schedule, the Company may be entitled to receive additional interest as a result of an arrangement with other lenders in the syndication.
- (7) Contains a variable rate structure. Bears interest at a rate determined by three-month LIBOR.
- (8) Under the 1940 Act, the Company is deemed to be both an "Affiliated Person" of and "Control," as such terms are defined in the 1940 Act, this portfolio company, as the Company owns more than 25% of the portfolio company's outstanding voting securities or has the power to exercise control over management or policies of such portfolio company (including through a management agreement). Transactions during the year ended December 31, 2014 in which the issuer was an Affiliated Person of and was deemed to Control a portfolio company are as follows:

Company	Fair Value at December 31, 2013	Gross Additions (a)	Gross Reductions (b)	Net Unrealized Gain/(Loss)	Realized Gain/(Losses)	Fair Value at December 31, 2014	Other Income	Interest Income
Mississippi Resources, LLC	\$ —	\$ 47,580	\$ —	\$ (5,944)	\$ —	\$ 41,636	\$ 143	\$ 2,994
<b>Total</b>	<u>\$ —</u>	<u>\$ 47,580</u>	<u>\$ —</u>	<u>\$ (5,944)</u>	<u>\$ —</u>	<u>\$ 41,636</u>	<u>\$ 143</u>	<u>\$ 2,994</u>

- (a) Gross additions include increases in the cost basis of investments resulting from new investments, payment-in-kind interest or dividends, the amortization of any unearned income or discounts on debt investments, as applicable.
- (b) Gross reductions include decreases in the cost basis of investments resulting from principal collections related to investment repayments or sales, and the amortization of any discounts on debt investments, as applicable.

The accompanying notes are an integral part of these consolidated financial statements.

## TPG Specialty Lending, Inc.

Consolidated Statements of Changes in Net Assets  
(Amounts in thousands)  
(Unaudited)

	Three Months Ended March 31, 2015	Three Months Ended March 31, 2014
<b>Increase in Net Assets Resulting from Operations</b>		
Net investment income	\$ 20,787	\$ 21,242
Net change in unrealized gains	1,560	5,715
Net realized gains (losses)	2,121	(1,609)
<b>Increase in Net Assets Resulting from Operations</b>	<u>24,468</u>	<u>25,348</u>
<b>Increase in Net Assets Resulting from Capital Share Transactions</b>		
Issuance of common shares, net of offering and underwriting costs	—	216,634
Reinvestment of dividends	2,701	7,794
Dividends declared from net investment income	(21,044)	(19,717)
<b>Increase (Decrease) in Net Assets Resulting from Capital Share Transactions</b>	<u>(18,343)</u>	<u>204,711</u>
<b>Total Increase in Net Assets</b>	6,125	230,059
Net assets, beginning of period	835,405	574,696
<b>Net Assets, End of Period</b>	<u>\$ 841,530</u>	<u>\$ 804,755</u>
<b>Undistributed Net Investment Income Included in Net Assets at the End of the Period</b>	\$ 6,818	\$ 2,620

The accompanying notes are an integral part of these consolidated financial statements.



**TPG Specialty Lending, Inc.**

**Consolidated Statements of Cash Flows**  
**(Amounts in thousands)**  
**(Unaudited)**

	<u>Three Months Ended</u> <u>March 31, 2015</u>	<u>Three Months Ended</u> <u>March 31, 2014</u>
<b>Cash Flows from Operating Activities</b>		
Increase in net assets resulting from operations	\$ 24,468	\$ 25,348
Adjustments to reconcile increase in net assets resulting from operations to net cash used in operating activities:		
Net change in unrealized (gains) losses on investments	5,302	(3,944)
Net change in unrealized gains on foreign currency transactions	(7,215)	(1,771)
Net change in unrealized losses on interest rate swaps	353	—
Net realized gains on investments	(265)	—
Net realized losses on foreign currency transactions	9	1,609
Net realized gains on interest rate swaps	(1,852)	—
Net amortization of discount on securities	(1,754)	(4,434)
Amortization of debt issuance costs	742	578
Accretion of discount on Convertible Senior Notes	138	—
Purchases of investments, net	(139,319)	(325,289)
Proceeds from investments, net	5,000	50,035
Repayments on investments	64,394	103,567
Paid-in-kind interest	(935)	(630)
Changes in operating assets and liabilities:		
Interest receivable	(1,090)	(4,003)
Interest receivable paid-in-kind	(94)	—
Prepaid expenses and other assets	382	(1,367)
Management fees payable to affiliate	64	192
Incentive fees payable to affiliate	(948)	1,390
Payable to affiliate	(1,357)	(617)
Other liabilities	(23,277)	7,817
<b>Net Cash Used in Operating Activities</b>	<u>(77,254)</u>	<u>(151,519)</u>
<b>Cash Flows from Financing Activities</b>		
Borrowings on debt	244,387	487,378
Payments on debt	(147,826)	(517,042)
Debt issuance costs	(109)	(3,101)
Proceeds from issuance of common stock, net of offering and underwriting costs	—	216,634
Dividends paid to stockholders	(18,282)	(7,017)
<b>Net Cash Provided by Financing Activities</b>	<u>78,170</u>	<u>176,852</u>
<b>Net Increase in Cash and Cash Equivalents</b>	916	25,333
Cash and cash equivalents, beginning of period	2,413	3,471
<b>Cash and Cash Equivalents, End of Period</b>	<u>\$ 3,329</u>	<u>\$ 28,804</u>
Supplemental Information:		
Interest paid during the period	\$ 2,673	\$ 2,781
Excise taxes paid during the period	\$ 1,200	\$ 185
Dividends declared during the period	\$ 21,044	\$ 19,717
Reinvestment of dividends during the period	\$ 2,701	\$ 7,794

The accompanying notes are an integral part of these consolidated financial statements.

**TPG Specialty Lending, Inc.**  
**Notes to Consolidated Financial Statements**  
**(Unaudited)**  
**(Amounts in thousands, unless otherwise indicated)**

**1. Organization and Basis of Presentation**

*Organization*

TPG Specialty Lending, Inc. (“TSLX” or the “Company”) is a Delaware corporation formed on July 21, 2010. The Company was formed primarily to lend to, and selectively invest in, middle-market companies in the United States. The Company has elected to be regulated as a business development company (“BDC”) under the Investment Company Act of 1940, as amended (the “1940 Act”). In addition, for tax purposes, the Company has elected to be treated as a regulated investment company (“RIC”) under Subchapter M of the Internal Revenue Code of 1986, as amended (the “Code”). TSLX is managed by TSL Advisers, LLC (the “Adviser”). On June 1, 2011, the Company formed a wholly-owned subsidiary, TC Lending, LLC, a Delaware limited liability company. On March 22, 2012, the Company formed a wholly-owned subsidiary, TPG SL SPV, LLC, a Delaware limited liability company (“TPG SL SPV”). On May 19, 2014, the Company formed a wholly-owned subsidiary, TSL MR, LLC, a Delaware limited liability company.

On March 21, 2014, the Company’s shares began trading on the New York Stock Exchange (“NYSE”) under the symbol “TSLX.”

*Basis of Presentation*

The accompanying consolidated financial statements are prepared in accordance with accounting principles generally accepted in the United States of America (“U.S. GAAP”), and include the accounts of the Company and its subsidiaries. In the opinion of management, all adjustments, consisting solely of accruals considered necessary for the fair presentation of the consolidated financial statements for the periods presented, have been included. The results of operations for interim periods are not indicative of results to be expected for the full year. All intercompany balances and transactions have been eliminated in consolidation.

Certain financial information that is normally included in annual financial statements, including certain financial statement footnotes, prepared in accordance with U.S. GAAP, is not required for interim reporting purposes and has been condensed or omitted herein. These financial statements should be read in conjunction with the Company’s consolidated financial statements and notes related thereto included in the Company’s Annual Report on Form 10-K for the year ended December 31, 2014, which was filed with the Securities and Exchange Commission (“SEC”), on February 24, 2015.

Certain prior period information has been reclassified to conform to the current period presentation. These reclassifications have no effect on the Company’s financial position or its results of operations as previously reported.

The Company is an investment company and, therefore, applying the specialized accounting and reporting guidance in Accounting Standards Codification (“ASC”) Topic 946, *Financial Services—Investment Companies*.

*Fiscal Year End*

The Company’s fiscal year ends on December 31.

## 2. Significant Accounting Policies

### *Use of Estimates*

The preparation of financial statements in conformity with U.S. GAAP requires management to make estimates and assumptions that affect the reported amounts of assets and liabilities and disclosure of contingent assets and liabilities at the date of the consolidated financial statements. Such amounts could differ from those estimates and such differences could be material.

### *Cash and Cash Equivalents*

Cash and cash equivalents may consist of demand deposits and highly liquid investments (e.g., money market funds, U.S. Treasury notes, and similar type instruments) with original maturities of three months or less. Cash and cash equivalents are carried at cost, which approximates fair value. The Company deposits its cash and cash equivalents with highly-rated banking corporations and, at times, cash deposits may exceed the insured limits under applicable law.

### *Investments at Fair Value*

Investment transactions purchased on a secondary basis are recorded on the trade date. Loan originations are recorded on the date of the binding commitment, which is generally the funding date. Realized gains or losses are measured by the difference between the net proceeds received (excluding prepayment fees, if any) and the amortized cost basis of the investment without regard to unrealized gains or losses previously recognized, and include investments charged off during the period, net of recoveries. The net change in unrealized gains or losses primarily reflects the change in investment values and also includes the reversal of previously recorded unrealized gains or losses with respect to investments realized during the period.

Investments for which market quotations are readily available are typically valued at those market quotations. To validate market quotations, the Company utilizes a number of factors to determine if the quotations are representative of fair value, including the source and number of the quotations. Debt and equity securities that are not publicly traded or whose market prices are not readily available, as is the case for substantially all of our investments, are valued at fair value as determined in good faith by the Company's Board of Directors (the "Board"), based on, among other things, the input of the Adviser, the Company's Audit Committee and independent third-party valuation firms engaged at the direction of the Board.

As part of the valuation process, the Board takes into account relevant factors in determining the fair value of its investments, including: the estimated enterprise value of a portfolio company (that is, the total fair value of the portfolio company's debt and equity), the nature and realizable value of any collateral, the portfolio company's ability to make payments based on its earnings and cash flow, the markets in which the portfolio company does business, a comparison of the portfolio company's securities to any similar publicly traded securities, and overall changes in the interest rate environment and the credit markets that may affect the price at which similar investments may be made in the future. When an external event such as a purchase transaction, public offering or subsequent equity sale occurs, the Board considers whether the pricing indicated by the external event corroborates its valuation.

The Board undertakes a multi-step valuation process, which includes, among other procedures, the following:

- The valuation process begins with each investment being initially valued by the investment professionals responsible for the portfolio investment in conjunction with the portfolio management team.
- The Adviser's management reviews the preliminary valuations with the investment professionals. Agreed upon valuation recommendations are presented to the Audit Committee.

## [Table of Contents](#)

- The Audit Committee reviews the valuations presented and recommends values for each investment to the Board.
- The Board reviews the recommended valuations and determines the fair value of each investment; valuations that are not based on readily available market quotations are valued in good faith based on, among other things, the input of the Adviser, Audit Committee and, where applicable, other third parties.

The Company currently conducts this valuation process on a quarterly basis.

In connection with debt and equity securities that are valued at fair value in good faith by the Board, the Board has engaged independent third-party valuation firms to perform certain limited procedures that the Board has identified and requested them to perform. At March 31, 2015, the independent third-party valuation firms performed their procedures over substantially all of the Company's investments. Upon completion of such limited procedures, the third-party valuation firms determined that the fair value, as determined by the Board, of those investments subjected to their limited procedures, was reasonable.

The Company applies Financial Accounting Standards Board Accounting Standards Codification 820, *Fair Value Measurement* (ASC 820), as amended, which establishes a framework for measuring fair value in accordance with U.S. GAAP and required disclosures of fair value measurements. ASC 820 determines fair value to be the price that would be received for an investment in a current sale, which assumes an orderly transaction between market participants on the measurement date. Market participants are defined as buyers and sellers in the principal or most advantageous market (which may be a hypothetical market) that are independent, knowledgeable, and willing and able to transact. In accordance with ASC 820, the Company considers its principal market to be the market that has the greatest volume and level of activity. ASC 820 specifies a fair value hierarchy that prioritizes and ranks the level of observability of inputs used in determination of fair value. In accordance with ASC 820, these levels are summarized below:

- Level 1—Valuations based on quoted prices in active markets for identical assets or liabilities that the Company has the ability to access.
- Level 2—Valuations based on quoted prices in markets that are not active or for which all significant inputs are observable, either directly or indirectly.
- Level 3—Valuations based on inputs that are unobservable and significant to the overall fair value measurement.

Transfers between levels, if any, are recognized at the beginning of the quarter in which the transfers occur. In addition to using the above inputs in investment valuations, the Company applies the valuation policy approved by its Board that is consistent with ASC 820. Consistent with the valuation policy, the Company evaluates the source of inputs, including any markets in which its investments are trading (or any markets in which securities with similar attributes are trading), in determining fair value. When a security is valued based on prices provided by reputable dealers or pricing services (that is, broker quotes), the Company subjects those prices to various criteria in making the determination as to whether a particular investment would qualify for treatment as a Level 2 or Level 3 investment. For example, the Company reviews pricing methodologies provided by dealers or pricing services in order to determine if observable market information is being used, versus unobservable inputs. Some additional factors considered include the number of prices obtained as well as an assessment as to their quality.

Due to the inherent uncertainty of determining the fair value of investments that do not have a readily available market value, the fair value of the Company's investments may fluctuate from period to period. Additionally, the fair value of such investments may differ significantly from the values that would have been used had a ready market existed for such investments and may differ materially from the values that may ultimately be realized. Further, such investments are generally less liquid than publicly traded securities and may

## [Table of Contents](#)

be subject to contractual and other restrictions on resale. If the Company were required to liquidate a portfolio investment in a forced or liquidation sale, it could realize amounts that are different from the amounts presented and such differences could be material.

In addition, changes in the market environment and other events that may occur over the life of the investments may cause the gains or losses ultimately realized on these investments to be different than the unrealized gains or losses reflected herein.

### *Financial and Derivative Instruments*

The Company recognizes all derivative instruments as assets or liabilities at fair value in its consolidated financial statements. Derivative contracts entered into by the Company are not designated as hedging instruments, and as a result the Company presents changes in fair value through current period earnings.

In the normal course of business, the Company has commitments and risks resulting from its investment transactions, which may include those involving derivative instruments. Derivative instruments are measured in terms of the notional contract amount and derive their value based upon one or more underlying instruments. While the notional amount gives some indication of the Company's volume of derivative trading activity, it generally is not exchanged, but is only used as the basis on which interest and other payments are exchanged. Derivative instruments are subject to various risks similar to non-derivative instruments including market, credit, liquidity, and operational risks. The Company manages these risks on an aggregate basis as part of its risk management process.

Derivatives, including the Company's interest rate swaps, for which broker quotes are available are typically valued at those broker quotes.

### *Offsetting Assets and Liabilities*

The Company presents the fair value of foreign currency forward contracts and interest rate swaps executed with the same counterparty on a net basis given the Company has the legal right to offset the recognized amounts, and it intends to settle on a net basis.

Foreign currency forward contract and interest rate swap receivables or payables pending settlement are offset, and the net amount is included with receivable or payable for foreign currency forward contracts or interest rate swaps in the consolidated balance sheets when, and only when, the Company has the legal right to offset the recognized amounts, and it intends to either settle on a net basis or realize the asset and settle the liability simultaneously.

### *Foreign Currency*

Foreign currency amounts are translated into U.S. dollars on the following basis:

- cash and cash equivalents, market value of investments, outstanding debt on revolving credit facilities, other assets and liabilities: at the spot exchange rate on the last business day of the period; and
- purchases and sales of investments, borrowings and repayments of such borrowings, income and expenses: at the rates of exchange prevailing on the respective dates of such transactions.

Although net assets and fair values are presented based on the applicable foreign exchange rates described above, the Company does not isolate that portion of the results of operations resulting from changes in foreign exchange rates on investments from the fluctuations arising from changes in fair values of investments held. Such fluctuations are included with the net realized and unrealized gain or loss from investments. Fluctuations arising from the translation of foreign currency borrowings are included with the net change in unrealized gains (losses) on translation of assets and liabilities in foreign currencies on the consolidated statements of operations.

## [Table of Contents](#)

Investments denominated in foreign currencies and foreign currency transactions may involve certain considerations and risks not typically associated with those of domestic origin, including unanticipated movements in the value of the foreign currency relative to the U.S. dollar.

The Company's current approach to hedging the foreign currency exposure in its non-U.S. dollar denominated investments is primarily to borrow the necessary local currency under the Company's Revolving Credit Facility to fund these investments.

### *Equity Offering Expenses*

The Company records expenses related to registration statement filings and applicable offering costs as deferred financing costs. To the extent such expenses relate to equity offerings, these expenses are charged as a reduction of capital upon each such offering.

### *Debt Issuance Costs*

The Company records origination and other expenses related to its debt obligations as deferred financing costs. These expenses are deferred and amortized using the effective yield method, or straight-line method for revolving credit facilities, over the stated maturity life of the obligation.

### *Interest and Dividend Income Recognition*

Interest income is recorded on an accrual basis and includes the amortization of discounts and premiums. Discounts and premiums to par value on securities purchased are amortized into interest income over the contractual life of the respective security using the effective yield method. The amortized cost of investments represents the original cost adjusted for the amortization of discounts and premiums, if any.

Loans are generally placed on non-accrual status when principal or interest payments are past due 30 days or more or when there is reasonable doubt that principal or interest will be collected in full. Accrued and unpaid interest is generally reversed when a loan is placed on non-accrual status. Interest payments received on non-accrual loans may be recognized as income or applied to principal depending upon management's judgment regarding collectability. Non-accrual loans are restored to accrual status when past due principal and interest is paid current and, in management's judgment, are likely to remain current. Management may determine to not place a loan on non-accrual status if the loan has sufficient collateral value and is in the process of collection.

Dividend income on preferred equity securities is recorded on an accrual basis to the extent that such amounts are payable by the portfolio company and are expected to be collected. Dividend income on common equity securities is recorded on the record date for private portfolio companies or on the ex-dividend date for publicly-traded portfolio companies.

### *Other Income*

From time to time, the Company may receive fees for services provided to portfolio companies by the Adviser. These fees are generally only available to the Company as a result of closing investments, are normally paid at the closing of the investments, are generally non-recurring and are recognized as revenue when earned upon closing of the investment. The services that the Adviser provides vary by investment, but generally include syndication, structuring or diligence fees, and fees for providing managerial assistance to our portfolio companies.

In certain instances where the Company is invited to participate as a co-lender in a transaction and does not provide significant services in connection with the investment, all or a portion of any loan fees received by the Company in such situations will be deferred and amortized over the investment's life using the effective yield method.

## [Table of Contents](#)

### *Reimbursement of Transaction-Related Expenses*

The Company may receive reimbursement for certain transaction-related expenses in pursuing investments. Transaction-related expenses, which are expected to be reimbursed by third parties, are typically deferred until the transaction is consummated and are recorded in Prepaid expenses and other assets on the date incurred. The costs of successfully completed investments not otherwise reimbursed are borne by the Company and included as a component of the investment's cost basis. Subsequent to closing, investments are recorded at fair value at each reporting period.

Cash advances received in respect of transaction-related expenses are recorded as cash and cash equivalents with an offset to Other liabilities or Payables to affiliates. Other liabilities or Payables to affiliates are relieved as reimbursable expenses are incurred.

### *Income Taxes*

The Company has elected to be treated as a BDC under the 1940 Act. The Company also has elected to be treated as a RIC under the Internal Revenue Code. So long as the Company maintains its status as a RIC, it will generally not pay corporate-level U.S. federal income or excise taxes on any ordinary income or capital gains that it distributes at least annually to its stockholders as dividends. As a result, any tax liability related to income earned and distributed by the Company represents obligations of the Company's stockholders and will not be reflected in the consolidated financial statements of the Company.

The Company evaluates tax positions taken or expected to be taken in the course of preparing its financial statements to determine whether the tax positions are "more-likely-than-not" to be sustained by the applicable tax authority. Tax positions not deemed to meet the "more-likely-than-not" threshold are reversed and recorded as a tax benefit or expense in the current year. All penalties and interest associated with income taxes are included in income tax expense. Conclusions regarding tax positions are subject to review and may be adjusted at a later date based on factors including, but not limited to, on-going analyses of tax laws, regulations and interpretations thereof.

### *Dividends to Common Stockholders*

Dividends to common stockholders are recorded on the record date. The amount to be paid out as a dividend is determined by the Board and is generally based upon the earnings estimated by the Adviser. Net realized long-term capital gains, if any, would be generally distributed at least annually, although the Company may decide to retain such capital gains for investment.

The Company has adopted a dividend reinvestment plan that provides for reinvestment of any dividends declared in cash on behalf of stockholders, unless a stockholder elects to receive cash. As a result, if the Board authorizes, and it declares, a cash dividend, then the stockholders who have not "opted out" of the dividend reinvestment plan will have their cash dividends automatically reinvested in additional shares of the Company's common stock, rather than receiving the cash dividend. The Company expects to use newly issued shares to implement the dividend reinvestment plan.

### *New Accounting Pronouncements*

In August 2014, the Financial Accounting Standards Board issued Accounting Standards Update 2014-15 ("ASU 2014-15"), "*Presentation of Financial Statements—Going Concern (Subtopic 205-40): Disclosure of Uncertainties About an Entity's Ability to Continue as a Going Concern.*" ASU 2014-15 requires management to evaluate whether there are conditions or events that raise substantial doubt about the entity's ability to continue as a going concern, and to provide certain disclosures when it is probable that the entity will be unable to meet its obligations as they become due within one year after the date that the financial statements are issued. Since this guidance is primarily around certain disclosures to the financial statements, the Company anticipates no impact

on our financial position, results of operations or cash flows from adopting this standard. ASU 2014-15 is effective for the annual period ending after December 31, 2016 and for annual periods and interim periods thereafter, with early adoption permitted. The Company is currently assessing the additional disclosure requirements, if any, of ASU 2014-15.

In May 2014, the Financial Accounting Standards Board issued Accounting Standards Update 2014-09 (“ASU 2014-09”), “*Revenue from Contracts with Customers (Topic 606)*.” The guidance in this ASU supersedes the revenue recognition requirements in Topic 605, Revenue Recognition. Under the new guidance, an entity should recognize revenue to depict the transfer of promised goods or services to customers in an amount that reflects the consideration to which the entity expects to be entitled in exchange for those goods or services. The amendments in ASU 2014-09 are effective for annual reporting periods beginning after December 15, 2016, including interim periods within that reporting period. Early application is not permitted. The Company is currently evaluating the impact of adopting this ASU on its consolidated financial statements. In April 2015, the FASB issued a proposal to defer the effective date of this guidance for an additional year. If approved by the FASB, this guidance would become effective for public companies for interim and annual periods beginning after December 15, 2017, with early adoption permitted for interim and annual periods beginning after December 15, 2016.

### **3. Agreements and Related Party Transactions**

#### *Administration Agreement*

On March 15, 2011, the Company entered into the Administration Agreement with the Adviser. Under the terms of the Administration Agreement, the Adviser provides administrative services to the Company. These services include providing office space, equipment and office services, maintaining financial records, preparing reports to stockholders and reports filed with the SEC, and managing the payment of expenses and the performance of administrative and professional services rendered by others. Certain of these services are reimbursable to the Adviser under the terms of the Administration Agreement. In addition, the Adviser is permitted to delegate its duties under the Administration Agreement to affiliates or third parties and the Company pays or reimburses the Adviser expenses incurred by any such affiliates or third parties for work done on its behalf.

For the three months ended March 31, 2015, and 2014, the Company incurred expenses of \$0.9 million and \$0.6 million, respectively, for administrative services payable to the Adviser under the terms of the Administration Agreement.

On November 3, 2014, the Board renewed the Administration Agreement. Unless earlier terminated as described below, the Administration Agreement will remain in effect until November 3, 2015, and may be extended subject to required approvals. The Administration Agreement may be terminated by either party without penalty on 60 days’ written notice to the other party.

No person who is an officer, director or employee of the Adviser or its affiliates and who serves as a director of the Company receives any compensation from the Company for his or her services as a director. However, the Company reimburses the Adviser (or its affiliates) for an allocable portion of the compensation paid by the Adviser or its affiliates to the Company’s Chief Compliance Officer, Chief Financial Officer, and other professionals who spend time on such related activities (based on the percentage of time those individuals devote, on an estimated basis, to the business and affairs of the Company). Directors who are not affiliated with the Adviser receive compensation for their services and reimbursement of expenses incurred to attend meetings.

#### *Investment Advisory Agreement*

On April 15, 2011, the Company entered into the Investment Advisory Agreement with the Adviser. The Investment Advisory Agreement was subsequently amended on December 12, 2011. Under the terms of the



## Table of Contents

Investment Advisory Agreement, the Adviser will provide investment advisory services to the Company. The Adviser's services under the Investment Advisory Agreement are not exclusive, and the Adviser is free to furnish similar or other services to others so long as its services to the Company are not impaired. Under the terms of the Investment Advisory Agreement, the Company will pay the Adviser the Management Fee and may also pay certain Incentive Fees.

The Management Fee is calculated at an annual rate of 1.5% based on the average value of the Company's gross assets calculated using the values at the end of the two most recently completed calendar quarters, adjusted for any share issuances or repurchases during the period. The Management Fee is payable quarterly in arrears and is prorated for any partial month or quarter.

For the three months ended March 31, 2015 and 2014, Management Fees were \$5.0 million and \$4.2 million, respectively.

Until the IPO, the Adviser had waived its right to receive the Management Fee in excess of the sum of (i) 0.25% of aggregate committed but undrawn capital; and, (ii) 0.75% of aggregate drawn capital (including capital drawn to pay Company expenses) as determined as of the end of any calendar quarter.

For the three months ended March 31, 2015, no Management Fees were waived. For the three months ended March 31, 2014, \$2.5 million of Management Fees were waived. Any waived Management Fees were not subject to recoupment by the Adviser. Following the IPO, the Adviser has not waived its right to receive the full Management Fee and accordingly, the Company will be required to continue to pay the full amount of the Management Fee.

The Incentive Fee consists of two parts, as follows:

- (i) Through March 31, 2014, the quarter in which the Company completed its IPO, the first component, payable at the end of each quarter in arrears, equaled 100% of the pre-Incentive Fee net investment income in excess of a 1.5% quarterly "hurdle rate" the calculation of which is further explained below, until the Adviser had received 15% of the total pre-Incentive Fee net investment income for that quarter and, for pre-Incentive Fee net investment income in excess of 1.76% quarterly, 15% of all remaining pre-Incentive Fee net investment income for that quarter. The 100% "catch-up" provision for pre-Incentive Fee net investment income in excess of the 1.5% "hurdle rate" is intended to provide the Adviser with an incentive fee of 15% on all pre-Incentive Fee net investment income when that amount equals 1.76% in a quarter (7.04% annualized), which is the rate at which catch-up was achieved. Once the "hurdle rate" is reached and catch-up is achieved, 15% of any pre-Incentive Fee net investment income in excess of 1.76% in any quarter is payable to the Adviser.

Beginning April 1, 2014, the first quarter after the Company's IPO, the first component, payable at the end of each quarter in arrears, equals 100% of the pre-Incentive Fee net investment income in excess of a 1.5% quarterly "hurdle rate," the calculation of which is further explained below, until the Adviser has received 17.5% of the total pre-Incentive Fee net investment income for that quarter and, for pre-Incentive Fee net investment income in excess of 1.82% quarterly, 17.5% of all remaining pre-Incentive Fee net investment income for that quarter. The 100% "catch-up" provision for pre-Incentive Fee net investment income in excess of the 1.5% "hurdle rate" is intended to provide the Adviser with an incentive fee of 17.5% on all pre-Incentive Fee net investment income when that amount equals 1.82% in a quarter (7.28% annualized), which is the rate at which catch-up is achieved. Once the "hurdle rate" is reached and catch-up is achieved, 17.5% of any pre-Incentive Fee net investment income in excess of 1.82% in any quarter is payable to the Adviser.

Pre-Incentive Fee net investment income means dividends (including reinvested dividends), interest and fee income accrued by the Company during the calendar quarter, minus the Company's operating expenses for the quarter (including the Management Fee, expenses payable under the Administration

## Table of Contents

Agreement to the Administrator, and any interest expense and dividends paid on any issued and outstanding preferred stock, but excluding the Incentive Fee). Pre-Incentive Fee net investment income includes, in the case of investments with a deferred interest feature (such as original issue discount, debt instruments with pay-in-kind interest and zero coupon securities), accrued income that the Company may not have received in cash. Pre-Incentive Fee net investment income does not include any realized capital gains, realized capital losses or unrealized capital appreciation or depreciation.

- (ii) The second component, payable at the end of each fiscal year in arrears, equaled 15% through March 31, 2014 and, beginning April 1, 2014, equals a weighted percentage of cumulative realized capital gains from the Company's inception to the end of that fiscal year, less cumulative realized capital losses and unrealized capital depreciation. This component of the Incentive Fee is referred to as the Capital Gains Fee. Each year, the fee paid for this component of the Incentive Fee is net of the aggregate amount of any previously paid Capital Gains Fee for prior periods. For capital gains that accrue following March 31, 2014, the Incentive Fee rate is 17.5%. The Company accrues, but does not pay, a capital gains Incentive Fee with respect to unrealized appreciation because a capital gains Incentive Fee would be owed to the Adviser if the Company were to sell the relevant investment and realize a capital gain. The weighted percentage is intended to ensure that for each fiscal year following the completion of the IPO, the portion of the Company's realized capital gains that accrued prior to March 31, 2014, is subject to an incentive fee rate of 15% and the portion of the Company's realized capital gains that accrued beginning April 1, 2014 is subject to an incentive fee rate of 17.5%.

To determine whether pre-Incentive Fee net investment income exceeds the hurdle rate, prior to the IPO, the pre-Incentive Fee net investment income was expressed as a rate of return on an average daily hurdle calculation value. The average daily hurdle calculation value, on any given day, equaled

- net assets as of the end of the calendar quarter immediately preceding the day; plus
- the aggregate amount of capital drawn from investors (or reinvested pursuant to the dividend reinvestment plan) from the beginning of the current quarter to the day; minus
- the aggregate amount of distributions (including share repurchases) made by the Company from the beginning of the current quarter to the day (but only to the extent the distributions were not declared and accounted for on our books and records in a previous quarter).

Following the IPO, for purposes of determining whether pre-Incentive Fee net investment income exceeds the hurdle rate, pre-Incentive Fee net investment income is expressed as a rate of return on the value of the Company's net assets at the end of the immediately preceding calendar quarter.

The Company accrues the Incentive Fee taking into account unrealized gains and losses; however, Section 205(b)(3) of the Investment Advisers Act of 1940, as amended, prohibits the Adviser from receiving the payment of fees until those gains are realized, if ever. There can be no assurance that such unrealized gains will be realized in the future.

For the three months ended March 31, 2015, Incentive Fees were \$5.0 million, of which \$4.5 million were realized and payable to the Adviser. For the three months ended March 31, 2014, Incentive Fees were \$4.5 million, of which \$3.9 million were realized and payable to the Adviser.

On November 3, 2014, the Board renewed the Investment Advisory Agreement. Unless earlier terminated as described below, the Investment Advisory Agreement will remain in effect until November 3, 2015, and may be extended subject to required approvals. The Investment Advisory Agreement will automatically terminate in the event of an assignment and may be terminated by either party without penalty upon 60 days' written notice to the other party.

## [Table of Contents](#)

From time to time, the Adviser may pay amounts owed by the Company to third-party providers of goods or services, including the Board, and the Company will subsequently reimburse the Adviser for such amounts paid on its behalf. Amounts payable to the Adviser are settled in the normal course of business without formal payment terms.

### 4. Investments at Fair Value

Under the 1940 Act, the Company is required to separately identify non-controlled investments where it owns 5% or more of a portfolio company's outstanding voting securities as investments in "affiliated" companies and/or had the power to exercise control over the management or policies of such portfolio company. In addition, under the 1940 Act, the Company is required to separately identify investments where it owns more than 25% of a portfolio company's outstanding voting securities and/or had the power to exercise control over the management or policies of such portfolio company as investments in "controlled" companies. Detailed information with respect to the Company's non-controlled, non-affiliated; non-controlled, affiliated; and controlled affiliated investments is contained in the accompanying consolidated financial statements, including the consolidated schedule of investments. The information in the tables below is presented on an aggregate portfolio basis, without regard to whether they are non-controlled non-affiliated, non-controlled affiliated or controlled affiliated investments.

Investments at fair value consisted of the following at March 31, 2015 and December 31, 2014:

	March 31, 2015		
	Amortized Cost (1)	Fair Value	Net Unrealized Gain (Loss)
First-lien debt investments	\$ 1,206,404	\$ 1,199,200	\$ (7,204)
Second-lien debt investments	104,659	103,240	(1,419)
Mezzanine debt investments	13,459	14,087	628
Equity and other investments	21,515	14,466	(7,049)
<b>Total Investments</b>	<b>\$ 1,346,037</b>	<b>\$ 1,330,993</b>	<b>\$ (15,044)</b>

	December 31, 2014		
	Amortized Cost (1)	Fair Value	Net Unrealized Gain (Loss)
First-lien debt investments	\$ 1,127,215	\$ 1,124,246	\$ (2,969)
Second-lien debt investments	111,121	111,408	287
Mezzanine debt investments	13,414	12,964	(450)
Equity and other investments	21,502	14,893	(6,609)
<b>Total Investments</b>	<b>\$ 1,273,252</b>	<b>\$ 1,263,511</b>	<b>\$ (9,741)</b>

- (1) The amortized cost represents the original cost adjusted for the amortization of discounts or premiums, as applicable, on debt investments using the effective interest method.

## [Table of Contents](#)

The industry composition of Investments at fair value at March 31, 2015 and December 31, 2014 is as follows:

	<u>March 31, 2015</u>	<u>December 31, 2014</u>
Automotive	2.5%	2.7%
Beverage, food, and tobacco	6.4%	6.8%
Business services	10.5%	10.0%
Chemicals	1.4%	1.5%
Communications	—	1.4%
Containers and packaging	—	3.2%
Education	2.1%	2.2%
Electronics	5.8%	6.2%
Financial services	10.3%	8.4%
Healthcare and pharmaceuticals	16.2%	17.3%
Hotel, gaming, and leisure	6.2%	5.9%
Human resource support services	4.1%	—
Insurance	7.6%	8.0%
Internet services	4.0%	3.2%
Manufacturing	1.7%	2.0%
Metals and mining	1.6%	1.7%
Office products	2.8%	2.8%
Oil, gas and consumable fuels	8.1%	8.2%
Other	0.4%	0.4%
Retail	3.1%	3.3%
Transportation	5.2%	4.8%
<b>Total</b>	<u>100.0%</u>	<u>100.0%</u>

The geographic composition of Investments at fair value at March 31, 2015 and December 31, 2014 is as follows:

	<u>March 31, 2015</u>	<u>December 31, 2014</u>
United States		
Midwest	12.4%	13.1%
Northeast	21.6%	27.1%
South	23.8%	23.6%
West	29.0%	23.6%
Canada	2.2%	1.3%
Europe	11.0%	11.3%
<b>Total</b>	<u>100.0%</u>	<u>100.0%</u>

## 5. Derivatives

### *Foreign Currency*

The Company enters into foreign currency forward contracts from time to time to facilitate settlement of purchases and sales of investments denominated in foreign currencies or to help mitigate the impact that an adverse change in foreign exchange rates would have on the value of the Company's investments denominated in foreign currencies. A foreign currency forward contract is a commitment to purchase or sell a foreign currency at a future date at a negotiated forward rate. These contracts are marked-to-market by recognizing the difference between the contract exchange rate and the current market rate as unrealized appreciation or depreciation. Realized gains or losses are recognized when contracts are settled. The foreign currency forward contracts that

## [Table of Contents](#)

the Company enters into typically have terms of approximately two months or less. Risks may arise as a result of the potential inability of the counterparties to meet the terms of their contracts. The Company attempts to limit this risk by dealing with only creditworthy counterparties.

During the three months ended March 31, 2015, the Company entered into foreign currency forward contracts related to its non-USD investments. The Company did not have any open foreign currency forward contracts as of March 31, 2015.

All realized and unrealized gains and losses on foreign currency forward contracts are included in earnings (changes in net assets) and are reported as separate line items within the Company's consolidated statements of operations. Unrealized gains and losses on foreign currency forward contracts are also reported as a separate line item within the Company's consolidated balance sheets.

The Company has not been required to post cash collateral related to its foreign currency forward contracts, but may be required to do so in the future.

### *Interest Rate Swaps*

In June 2014, the Company entered into two interest rate swap transactions, each with a \$57.5 million notional amount. As of December 31, 2014 the Company received fixed rate interest at 4.50% and paid variable rate interest based on the 3-month London Interbank Offered Rate ("LIBOR") plus 252.9 basis points.

In January 2015, the Company closed out its existing interest rate swaps and simultaneously entered into new interest rate swaps realizing a cash payment of \$2.0 million and increasing pricing to three-month LIBOR plus 286 basis points. The new swap transactions mature on December 15, 2019.

During the three months ended March 31, 2015, the Company received \$1.3 million and paid \$0.9 million related to the quarterly settlements of its interest rate swaps. This net amount is a reduction to interest expense in the Company's consolidated statements of operations.

For the three months ended March 31, 2015, the Company recognized \$0.4 million in unrealized depreciation on derivatives in the consolidated statement of operations related to the swap transactions. As of March 31, 2015, the swap transactions had a fair value of \$0.7 million, which is included in receivable on interest rate swaps on the Company's consolidated balance sheet.

The Company is required under the terms of its derivatives agreements to pledge assets as collateral to secure its obligations under the derivatives. The amount of collateral required varies over time based on the mark-to-market value, notional amount and remaining term of the derivatives, and may exceed the amount owed by the Company on a mark-to-market basis. Any failure by the Company to fulfill any collateral requirement (e.g., a so-called "margin call") may result in a default. In the event of a default by a counterparty, the Company would be an unsecured creditor to the extent of any such overcollateralization. As of March 31, 2015, \$2.4 million of cash is pledged as collateral under the Company's derivative instruments and is included in restricted cash as a component of other assets on the Company's consolidated balance sheet.

The Company may enter into other derivative instruments and incur other exposures with the same or other counterparties in the future.

## 6. Fair Value of Financial Instruments

### Investments

The following tables present fair value measurements of investments as of March 31, 2015 and December 31, 2014:

	Fair Value Hierarchy at March 31, 2015			
	Level 1	Level 2	Level 3	Total
First-lien debt investments	\$ —	\$ 66,633	\$ 1,132,567	\$ 1,199,200
Second-lien debt investments	—	41,834	61,406	103,240
Mezzanine debt investments	—	9,225	4,862	14,087
Equity and other investments	—	5,552	8,914	14,466
Total Investments at Fair Value	\$ —	\$ 123,244	\$ 1,207,749	\$ 1,330,993
Receivable on interest rate swaps	—	667	—	667
<b>Total</b>	<b>\$ —</b>	<b>\$ 123,911</b>	<b>\$ 1,207,749</b>	<b>\$ 1,331,660</b>

	Fair Value Hierarchy at December 31, 2014			
	Level 1	Level 2	Level 3	Total
First-lien debt investments	\$ —	\$ 64,910	\$ 1,059,336	\$ 1,124,246
Second-lien debt investments	—	50,158	61,250	111,408
Mezzanine debt investments	—	8,444	4,520	12,964
Equity and other investments	—	5,525	9,368	14,893
Total Investments at Fair Value	\$ —	\$ 129,037	\$ 1,134,474	\$ 1,263,511
Receivable on interest rate swaps	—	1,020	—	1,020
<b>Total</b>	<b>\$ —</b>	<b>\$ 130,057</b>	<b>\$ 1,134,474</b>	<b>\$ 1,264,531</b>

The following tables present the changes in the fair value of investments for which Level 3 inputs were used to determine the fair value as of and for the three months ended March 31, 2015 and 2014:

	As of and for the Three Months Ended March 31, 2015				
	First-lien debt investments	Second-lien debt investments	Mezzanine debt investments	Equity and other investments	Total
Balance, beginning of year	\$ 1,059,336	\$ 61,250	\$ 4,520	\$ 9,368	\$ 1,134,474
Purchases	121,413	—	—	—	121,413
Repayments / redemptions	(47,344)	—	—	—	(47,344)
Paid-in-kind interest	935	—	—	—	935
Net change in unrealized gains (losses)	(3,236)	111	340	(454)	(3,239)
Net realized losses	(95)	—	—	—	(95)
Net amortization of discount on securities	1,558	45	2	—	1,605
Transfers into (out of) Level 3	—	—	—	—	—
<b>Balance, End of Year</b>	<b>\$ 1,132,567</b>	<b>\$ 61,406</b>	<b>\$ 4,862</b>	<b>\$ 8,914</b>	<b>\$ 1,207,749</b>

[Table of Contents](#)

	As of and for the Three Months Ended				
	March 31, 2014				
	First-lien debt investments	Second-lien debt investments	Mezzanine debt investments	Equity investments	Total
Balance, beginning of year	\$ 854,972	\$ 103,531	\$ —	\$ 1,804	\$ 960,307
Purchases	257,098	63,050	4,641	500	325,289
Proceeds from investments	(51,642)	—	—	—	(51,642)
Repayments / redemptions	(102,989)	(464)	—	—	(103,453)
Paid-in-kind interest	392	238	—	—	630
Net change in unrealized gains	542	2,907	21	36	3,506
Net amortization of discount on securities	4,204	165	2	—	4,371
Transfers into (out of) of Level 3	—	—	—	—	—
<b>Balance, End of Year</b>	<u>\$ 962,577</u>	<u>\$ 169,427</u>	<u>\$ 4,664</u>	<u>\$ 2,340</u>	<u>\$ 1,139,008</u>

The following table presents information with respect to net change in unrealized appreciation or depreciation on investments for which Level 3 inputs were used in determining fair value that are still held by the Company at March 31, 2015 and 2014:

	Net Change in Unrealized Appreciation or (Depreciation) for the Three Months Ended March 31, 2015 on Investments Held at March 31, 2015	Net Change in Unrealized Appreciation or (Depreciation) for the Three Months Ended March 31, 2014 on Investments Held at March 31, 2014
First-lien debt investments	\$ (2,194)	\$ 3,062
Second-lien debt investments	111	2,908
Mezzanine debt investments	340	21
Equity and other investments	(453)	35
<b>Total</b>	<u>\$ (2,196)</u>	<u>\$ 6,026</u>

The following tables present the fair value of Level 3 Investments at fair value and the significant unobservable inputs used in the valuations as of March 31, 2015 and December 31, 2014:

	March 31, 2015				
	Fair Value	Valuation Technique	Unobservable Input	Range (Weighted Average)	Impact to Valuation from an Increase to Input
First-lien debt investments	\$ 1,132,567	Income approach <sup>(1)</sup>	Market yield	7.54% — 15.61% (10.63%)	Decrease
Second-lien debt investments	\$ 61,406	Income approach	Market yield	10.93% — 10.93% (10.93%)	Decrease
Mezzanine debt investments	\$ 4,862	Income approach	Market yield	19.64% — 19.64% (19.64%)	Decrease
Equity and other investments	\$ 8,914	Market Multiple, Discounted Cash Flow or Black Scholes Option Model	Comparable multiple, discount rate or volatility	9.0x — 13.1x (11.9x) or 12.0% or 40%	Increase or decrease

(1) Includes \$54.2 million of first-lien debt investments which, due to the proximity of the transactions relative to the measurement date, were valued using the cost of the investments.

## [Table of Contents](#)

December 31, 2014					
	Fair Value	Valuation Technique	Unobservable Input	Range (Weighted Average)	Impact to Valuation from an Increase to Input
First-lien debt investments	\$ 1,059,336	Income approach <sup>(1)</sup>	Market yield	8.00% — 15.35% (10.86%)	Decrease
Second-lien debt investments	\$ 61,250	Income approach	Market yield	10.97% — 10.97% (10.97%)	Decrease
Mezzanine debt investments	\$ 4,520	Income approach	Market yield	20.78% — 20.78% (20.78%)	Decrease
Equity and other investments	\$ 9,368	Market Multiple, Discounted Cash Flow or Black Scholes Option Model	Comparable multiple, discount rate or volatility	7.9x — 13.0x (10.4x) or 14.4% or 40%	Increase or decrease

(1) Includes \$15.6 million of first-lien debt investments which, due to the proximity of the transactions relative to the measurement date, were valued using the cost of the investments.

The Company typically determines the fair value of its performing Level 3 debt investments utilizing a yield analysis. In a yield analysis, a price is ascribed for each investment based upon an assessment of current and expected market yields for similar investments and risk profiles. Additional consideration is given to the expected life, portfolio company performance since close, and other terms and risks associated with an investment. Among other factors, a determinant of risk is the amount of leverage used by the portfolio company relative to the total enterprise value of the company, and the rights and remedies of our investment within each portfolio company's capital structure.

Significant unobservable quantitative inputs typically used in the fair value measurement of the Company's Level 3 debt investments primarily include current market yields, including relevant market indices, but may also include quotes from brokers, dealers, and pricing services as indicated by comparable investments. For the Company's Level 3 equity investments, multiples of similar companies' revenues, earnings before income taxes, depreciation and amortization ("EBITDA") or some combination thereof and comparable market transactions are typically used.

### *Financial Instruments Not Carried at Fair Value*

#### Debt

The fair value of the Company's SPV Asset Facility and Revolving Credit Facility, which are categorized as Level 3 within the fair value hierarchy, as of March 31, 2015 and December 31, 2014, approximates their carrying value as the outstanding balances are callable at carrying value. The fair value of the Company's Convertible Senior Notes, which is categorized as Level 2 within the fair value hierarchy, as of March 31, 2015, was \$116.2 million, based on broker quotes received by the Company.

#### Other Financial Assets and Liabilities

The carrying amounts of the Company's assets and liabilities, other than investments at fair value, approximate fair value due to their short maturities or their close proximity of the originations to the measurement date. Under the fair value hierarchy, cash and cash equivalents are classified as Level 1 while the Company's other assets and liabilities, other than investments at fair value and debt, are classified as Level 2.



## 7. Debt

In accordance with the 1940 Act, with certain limitations, the Company is allowed to borrow amounts such that its asset coverage, as defined in the 1940 Act, is at least 200% after such borrowing. As of March 31, 2015 and December 31, 2014, the Company's asset coverage was 273.4% and 311.0%, respectively.

Debt obligations consisted of the following as of March 31, 2015 and December 31, 2014:

	March 31, 2015			
	Aggregate Principal Amount Committed	Outstanding Principal	Amount Available <sup>(1)</sup>	Carrying Value
SPV Asset Facility <sup>(2)</sup>	\$ 128,725	\$ 128,725	\$ —	\$128,725
Revolving Credit Facility	781,250	244,437	445,318	244,437
Convertible Senior Notes	115,000	115,000	—	112,061
<b>Total Debt</b>	<u>\$ 1,024,975</u>	<u>\$ 488,162</u>	<u>\$ 445,318</u>	<u>\$485,223</u>
	December 31, 2014			
	Aggregate Principal Amount Committed	Outstanding Principal	Amount Available <sup>(1)</sup>	Carrying Value
SPV Asset Facility <sup>(3)</sup>	\$ 175,000	\$ 106,725	\$ 45,279	\$106,725
Revolving Credit Facility	781,250	177,216	466,189	177,216
Convertible Senior Notes	115,000	115,000	—	111,923
<b>Total Debt</b>	<u>\$ 1,071,250</u>	<u>\$ 398,941</u>	<u>\$ 511,468</u>	<u>\$395,864</u>

(1) The amount available reflects any limitations related to the respective debt facilities' borrowing bases.

(2) The reinvestment period under the SPV Asset Facility terminated on January 21, 2015 and accordingly any undrawn availability under the facility also terminated.

For the three months ended March 31, 2015 and 2014, the components of interest expense were as follows:

	Three Months Ended March 31, 2015	Three Months Ended March 31, 2014
Interest expense	\$ 3,163	\$ 2,996
Commitment fees	598	250
Amortization of debt issuance costs	742	578
Accretion of original issue discount	138	—
Swap settlement	(421)	—
<b>Total Interest Expense</b>	<u>\$ 4,220</u>	<u>\$ 3,824</u>
Average debt outstanding (in millions)	\$ 421.5	\$ 471.0
Weighted average interest rate	2.6%	2.5%

### Revolving Credit Facility

On August 23, 2012, the Company entered into a senior secured revolving credit agreement with SunTrust Bank, as administrative agent, and J.P. Morgan Chase Bank, N.A., as syndication agent, and certain other lenders. On July 2, 2013, the Company entered into an agreement to amend and restate the agreement, effective on July 3, 2013. The amended and restated facility, among other things, increased the size of the facility from \$200 million to \$350 million. The facility included an uncommitted accordion feature that allowed the Company, under certain circumstances, to increase the size of the facility up to \$550 million. On September 30, 2013, the Company exercised its right under the accordion feature and increased the size of the facility to \$400 million. On January 27, 2014, the Company again exercised its right under the accordion feature and increased the size of the facility to \$420 million.

## [Table of Contents](#)

On February 27, 2014, the Company further amended and restated the agreement. The second amended and restated agreement (the Revolving Credit Facility), among other things:

- increased the size of the facility to \$581.3 million;
- increased the size of the uncommitted accordion feature to allow the Company, under certain circumstances to increase the size of the facility up to \$956.3 million;
- increased the limit for swingline loans to \$100 million;
- with respect to \$545 million in commitments,
  - extended the expiration of the revolving period from June 30, 2017 to February 27, 2018, during which period the Company, subject to certain conditions, may make borrowings under the facility, and
  - extended the stated maturity date from July 2, 2018 to February 27, 2019; and
- provided that borrowings under the multicurrency tranche will be available in certain additional currencies.

On May 30, 2014, the Company entered into agreements with various financial institutions pursuant to which each of the institutions agreed to provide commitments through the accordion feature of the Revolving Credit Facility, increasing the aggregate commitments from \$581.3 million to \$781.3 million.

On June 27, 2014, the Company further amended the Revolving Credit Facility to extend the \$36.3 million in commitments not previously extended such that the revolving period as it related to all outstanding commitments would expire on February 27, 2018 and the stated maturity date as it related to all outstanding commitments would be February 27, 2019.

On October 17, 2014, the Company entered into a third amendment to the Revolving Credit Facility:

- decreasing the applicable margin with respect to (i) any loan bearing interest at a rate determined by reference to the Alternate Base Rate from 1.25% to 1.00% and (ii) any loan bearing interest at a rate determined by reference to the Adjusted LIBO Rate from 2.25% to 2.00%;
- decreasing the aggregate commitments from \$781.3 million to \$766.3 million;
- extending the revolving period from February 27, 2018 to October 17, 2018;
- extending the stated maturity date from February 27, 2019 to October 17, 2019; and
- increasing the sublimit applicable to letters of credit from \$20 million to \$100 million.

On October 23, 2014, the Company entered into an agreement with a financial institution pursuant to which the institution agreed to provide commitments through the accordion feature, increasing the aggregate commitments from \$766.3 million to \$776.3 million. On November 3, 2014, an existing lender agreed to increase their commitment through the accordion feature, increasing aggregate commitments from \$776.3 million to \$781.3 million.

The Revolving Credit Facility continues to include the accordion feature, which would allow the Company, under certain circumstances, to increase the size to a maximum of \$956.3 million.

The Company may borrow amounts in U.S. dollars or certain other permitted currencies. As of March 31, 2015, the Company had outstanding debt denominated in Swedish Krona (SEK) of 203.1 million, Euro (EUR) of 28.1 million and Pound Sterling (GBP) of 21.0 million on its Revolving Credit Facility, included in the Outstanding Principal amount in the table above.

## [Table of Contents](#)

Amounts drawn under the Revolving Credit Facility, including amounts drawn in respect of letters of credit, bear interest at either LIBOR plus a margin, or the prime rate plus a margin. The Company may elect either the LIBOR or prime rate at the time of drawdown, and loans may be converted from one rate to another at any time, subject to certain conditions. The Company also pays a fee of 0.375% on undrawn amounts and, in respect of each undrawn letter of credit, a fee and interest rate equal to the then applicable margin while the letter of credit is outstanding.

The Revolving Credit Facility is guaranteed by TC Lending, LLC and TSL MR, LLC and may be guaranteed by certain domestic subsidiaries that are formed or acquired by the Company in the future. The Revolving Credit Facility is secured by a perfected first-priority security interest in substantially all the portfolio investments held by the Company and each guarantor. Proceeds from borrowings may be used for general corporate purposes, including the funding of portfolio investments.

The Revolving Credit Facility includes customary events of default, as well as customary covenants, including restrictions on certain distributions and financial covenants requiring:

- an asset coverage ratio of no less than 2 to 1 on the last day of any fiscal quarter;
- a liquidity test under which the Company must maintain cash and liquid investments of at least 10% of the covered debt amount under circumstances where the Company's adjusted covered debt balance is greater than 90% of the Company's adjusted borrowing base under the facility; and
- stockholders' equity of at least \$500 million plus 25% of the net proceeds of the sale of equity interests after October 17, 2014.

Net proceeds received from the Company's IPO, the exercise of the underwriters' over-allotment option from the IPO, and net proceeds received from the issuance of the Convertible Senior Notes were used to pay down borrowings on the Revolving Credit Facility.

### *SPV Asset Facility*

On May 8, 2012, the "Closing Date," the Company's wholly owned subsidiary TPG SL SPV, LLC, a Delaware limited liability company, referred to as TPG SL SPV, entered into a credit and security agreement with Natixis, New York Branch. Also on May 8, 2012, the Company contributed certain investments to TPG SL SPV pursuant to the terms of a Master Sale and Contribution Agreement by and between the Company and TPG SL SPV. The Company consolidates TPG SL SPV in its consolidated financial statements, and no gain or loss was recognized as a result of the contribution. Proceeds from the SPV Asset Facility were permitted to be used to finance the acquisition of eligible assets by TPG SL SPV, including the purchase of such assets from the Company. The Company retains a residual interest in assets contributed to or acquired by TPG SL SPV through its ownership of TPG SL SPV. The facility size is subject to availability under the borrowing base, which is based on the amount of TPG SL SPV's assets from time to time, and satisfaction of certain conditions, including an asset coverage test, an asset quality test and certain concentration limits.

The credit and security agreement provided for a contribution and reinvestment period for up to 18 months after the Closing Date, or the Commitment Termination Date. The Commitment Termination Date was November 8, 2013, at which point the reinvestment period of the SPV Asset Facility expired and accordingly any undrawn availability under the facility terminated. Proceeds received by TPG SL SPV from interest, dividends or fees on assets are required to be used to pay expenses and interest on outstanding borrowings, and the excess can be returned to the Company, subject to certain conditions, on a quarterly basis. Prior to the Commitment Termination Date, proceeds received from principal on assets could be used to pay down borrowings or make additional investments. Following the Commitment Termination Date, proceeds received from principal on assets are required to be used to make payments of principal on outstanding borrowings on a quarterly basis. Proceeds received from interest and principal at the end of a reporting period that have not gone through the settlement process for these payment obligations are considered to be restricted cash.

## Table of Contents

On January 21, 2014, TPG SL SPV entered into an agreement to amend and restate the credit and security agreement. The amended and restated facility, among other things:

- increased the size of the facility from \$100 million to \$175 million;
- reopened the reinvestment period thereunder for an additional period of six months following the closing date of January 21, 2014, which reinvestment period was subsequently extended by the borrower for an additional six month period (pursuant to an extension right exercisable by the borrower) so that the reinvestment period would remain open until January 21, 2015;
- extended the stated maturity date from May 8, 2020 to January 21, 2021;
- modified pricing for Natixis to cost of funds + 2.25%; and
- made certain changes to the eligibility criteria and concentration limits.

The reinvestment period under the amended and restated credit and security agreement terminated on January 21, 2015 and accordingly any undrawn availability under the facility also terminated.

On March 27, 2015, TPG SL SPV further amended the amended and restated credit and security agreement (as amended, SPV Asset Facility). The second amended and restated credit and security agreement, among other things:

- reduced the applicable margin with respect to loans from LIBOR lenders from 2.75% to 2.35%; and
- syndicated a portion of the outstanding loan previously held by affiliates of Natixis to two new lenders.

Amounts drawn under the original credit and security agreement bore interest at LIBOR plus a margin or base rate plus a margin, in each case at TPG SL SPV's option. Amounts outstanding under the SPV Asset Facility bear interest at LIBOR plus a margin, base rate plus a margin or the lenders' cost of funds plus a margin. The undrawn portion of the commitment bore an unutilized commitment fee of 0.75%. This fee ceased to accrue on January 21, 2015 when the reinvestment period ended. The SPV Asset Facility contains customary covenants, including covenants relating to separateness from the Adviser and its affiliates and long-term credit ratings with respect to the underlying collateral obligations, and events of default. The SPV Asset Facility is secured by a perfected first priority security interest in the assets of TPG SL SPV and on any payments received by TPG SL SPV in respect of such assets, which accordingly are not available to pay the Company's other debt obligations

As of March 31, 2015 and December 31, 2014, TPG SL SPV had \$360.8 million and \$334.0 million, respectively, in investments at fair value, and \$128.8 million and \$108.8 million, respectively, in liabilities, including the outstanding borrowings, on its balance sheet. As of March 31, 2015 and December 31, 2014, TPG SL SPV had \$10.3 million and \$10.2 million, respectively, in restricted cash, a component of prepaid expenses and other assets, in the accompanying consolidated financial statements.

Borrowings of TPG SL SPV are considered the Company's borrowings for purposes of complying with the asset coverage requirements of the 1940 Act.

### *Convertible Senior Notes*

On June 10, 2014, the Company issued in a private offering \$115 million aggregate principal amount convertible senior notes due December 2019 (the "Convertible Senior Notes"). The Convertible Senior Notes were issued in a private placement only to qualified institutional buyers pursuant to Rule 144A under the Securities Act. The Convertible Senior Notes are unsecured, and bear interest at a rate of 4.50% per year, payable semiannually. The Convertible Senior Notes will mature on December 15, 2019. In certain circumstances, the Convertible Senior Notes will be convertible into cash, shares of the Company's common stock or a combination of cash and shares of the Company's common stock, at the Company's election, at an initial conversion rate of 38.7162 shares of common stock per \$1,000 principal amount of Convertible Senior Notes, which is equivalent

## [Table of Contents](#)

to an initial conversion price of approximately \$25.83 per share of the Company's common stock, subject to customary anti-dilution adjustments. The sale of the Convertible Senior Notes generated net proceeds of approximately \$110.8 million. The Company used the net proceeds of the offering to pay down debt under the Revolving Credit Facility. In connection with the offering of Convertible Senior Notes, the Company entered into interest rate swaps to continue to align the interest rates of its liabilities with its investment portfolio, which consists of predominately floating rate loans. As a result of the swaps, as of March 31, 2015, the Company's effective interest rate on the Convertible Senior Notes was three-month LIBOR plus 286 basis points. See Note 5 for further information related to the Company's interest rate swaps.

Holders may convert their Convertible Senior Notes at their option at any time prior to June 15, 2019 only under the following circumstances: (1) during any calendar quarter commencing after the calendar quarter ending on September 30, 2014 (and only during such calendar quarter), if the last reported sale price of the common stock for at least 20 trading days (whether or not consecutive) during a period of 30 consecutive trading days ending on the last trading day of the immediately preceding calendar quarter is greater than or equal to 130% of the conversion price on each applicable trading day; (2) during the five business day period after any five consecutive trading day period (the "measurement period") in which the trading price (as defined in the indenture governing the Convertible Senior Notes) per \$1,000 principal amount of notes for each trading day of the measurement period was less than 98% of the product of the last reported sale price of the Company's common stock and the conversion rate on each such trading day; or (3) upon the occurrence of specified corporate events. On or after June 15, 2019 until the close of business on the scheduled trading day immediately preceding the maturity date, holders may convert their notes at any time, regardless of the occurrence or nonoccurrence of any of the foregoing circumstances.

The notes are senior unsecured obligations and rank senior in right of payment to the Company's future indebtedness that is expressly subordinated in right of payment to the notes; equal in right of payment to the Company's existing and future indebtedness that is not so subordinated; effectively junior in right of payment to any of the Company's secured indebtedness (including unsecured indebtedness that the Company later secures) to the extent of the value of the assets securing such indebtedness; and structurally junior to all existing and future indebtedness (including trade payables) incurred by the Company's subsidiaries, financing vehicles or similar facilities.

For the three months ended March 31, 2015, the components of interest expense related to the Convertible Senior Notes were as follows:

	<u>March 31, 2015</u>
Interest expense	\$ 1,294
Accretion of original issue discount	138
Amortization of debt issuance cost	193
<b>Total Interest Expense</b>	<b>\$ 1,625</b>

Total interest expense in the table above does not include the effect of the interest rate swaps. During the three months ended March 31, 2015, the Company received \$1.3 million and paid \$0.9 million related to the quarterly settlement of its interest rate swaps. This net amount is a reduction to interest expense in the Company's consolidated statements of operations. In January 2015, the Company closed out its existing interest rate swaps and simultaneously entered into new interest rate swaps, realizing a cash payment of \$2.0 million and increasing pricing to three-month LIBOR plus 286 basis points. Please see Note 5 for further information about the Company's interest rate swaps.

As of March 31, 2015, the principal amount of the Convertible Senior Notes exceeded the value of the underlying shares multiplied by the per share closing price of the Company's common stock.

## [Table of Contents](#)

As of March 31, 2015, the components of the carrying value of the Convertible Senior Notes and the stated interest rate were as follows:

	<b>December 2019 Convertible Senior Notes</b>
Principal amount of debt	\$ 115,000
Original issue discount, net of accretion	(2,939)
Carrying value of debt	<u>\$ 112,061</u>
Stated interest rate	4.50%

The stated interest rate in the table above does not include the effect of the interest rate swaps. The Company's swap-adjusted interest rate is 3 month LIBOR plus 286 basis points. Please see Note 5 for further information about the Company's interest rate swaps.

The Convertible Senior Notes Indenture contains certain covenants, including covenants requiring the Company to comply with the requirement under the 1940 Act that the Company's asset coverage ratio, as defined in the 1940 Act, equal at least 200% and to provide financial information to the holders of the Convertible Senior Notes under certain circumstances. These covenants are subject to important limitations and exceptions that are described in the Convertible Senior Notes Indenture. As of March 31, 2015, the Company was in compliance with the terms of the Convertible Senior Notes Indenture.

The Convertible Senior Notes are accounted for in accordance with Accounting Standards Codification ("ASC") 470-20. Upon conversion of any of the Convertible Senior Notes, the Company intends to pay the outstanding principal amount in cash and, to the extent that the conversion value exceeds the principal amount, the Company has the option to pay in cash or shares of the Company's common stock (or a combination of cash and shares) in respect of the excess amount, subject to the requirements of the Convertible Senior Notes Indenture. The Company has determined that the embedded conversion options in the Convertible Senior Notes are not required to be separately accounted for as a derivative under U.S. GAAP. In accounting for the Convertible Senior Notes, the Company estimated at the time of issuance separate debt and equity components of the Convertible Senior Notes. An original issue discount equal to the equity components of the Convertible Senior Notes was recorded in "additional paid-in capital" in the accompanying consolidated balance sheet. Additionally, the issuance costs associated with the Convertible Senior Notes were allocated to the debt and equity components in proportion to the allocation of the proceeds and accounted for as debt issuance costs and equity issuance costs, respectively.

As of March 31, 2015 and December 31, 2014, the Company was in compliance with the terms of its debt obligations.

## **8. Commitments and Contingencies**

### *Portfolio Company Commitments*

From time to time, the Company may enter into commitments to fund investments. As of March 31, 2015 and December 31, 2014, the Company had the following commitments to fund investments:

	<b>March 31, 2015</b>	<b>December 31, 2014</b>
Senior secured revolving loan commitments	\$ 25,660	\$ 34,242
Senior secured term loan commitments	8,690	13,816
<b>Total Portfolio Company Commitments</b>	<u>\$ 34,350</u>	<u>\$ 48,058</u>

## [Table of Contents](#)

### *Other Commitments and Contingencies*

From time to time, the Company may become a party to certain legal proceedings incidental to the normal course of its business. As of March 31, 2015, management is not aware of any pending or threatened litigation.

### **9. Net Assets**

On March 21, 2014, the Company completed its IPO, issuing 7,000,000 shares at \$16.00 per share, and its concurrent private placement, issuing 3,124,984 shares at \$16.00 per share. Net of underwriting fees and offering costs, the Company received total cash proceeds of \$151.6 million.

In April 2014, the Company issued a total of 1,050,000 shares of stock pursuant to the exercise of the underwriters' over-allotment option in connection with the Company's IPO. Net of underwriting fees and offering costs, the Company received total cash proceeds of \$15.4 million.

Prior to December 31, 2013, the Company entered into subscription agreements (collectively, the "Subscription Agreements") with several investors, including the Adviser and its affiliates, providing for the private placement of the Company's common stock. Under the terms of the Subscription Agreements, investors were required to fund drawdowns to purchase the Company's common stock up to the amount of their respective capital commitments on an as-needed basis as determined by the Company with a minimum of 10 business days' prior notice. Offering costs associated with the private placements were absorbed by the Adviser. The remaining unfunded capital commitments related to these subscription agreements terminated upon the completion of the Company's IPO.

For the three months ended March 31, 2014, the Company issued 4,234,501 shares and received proceeds of \$65 million related to capital drawdowns delivered pursuant to the Subscription Agreement.

The Company has a dividend reinvestment plan, whereby the Company may buy shares of its common stock in the open market or issue new shares in order to satisfy dividend reinvestment requests. The number of shares to be issued to a stockholder is determined by dividing the total dollar amount of the cash dividend or distribution payable to a stockholder by the market price per share of the Company's common stock at the close of regular trading on the NYSE on the payment date of a distribution, or if no sale is reported for such day, the average of the reported bid and asked prices. However, if the market price per share on the payment date of a cash dividend or distribution exceeds the most recently computed net asset value per share, the Company will issue shares at the greater of (i) the most recently computed net asset value per share and (ii) 95% of the current market price per share (or such lesser discount to the current market price per share that still exceeded the most recently computed net asset value per share). Shares purchased in open market transactions by the plan administrator will be allocated to a stockholder based on the average purchase price, excluding any brokerage charges or other charges, of all shares of common stock purchased in the open market.

Pursuant to the Company's dividend reinvestment plan, the following tables summarize the shares issued to stockholders who have not opted out of the Company's dividend reinvestment plan during the three months ended March 31, 2015 and 2014. All shares issued to stockholders in the tables below are newly issued shares.

<u>Date Declared</u>	<u>Three Months Ended</u>		
	<u>Record Date</u>	<u>March 31, 2015</u>	
		<u>Date</u>	<u>Shares Issued</u>
November 3, 2014	December 31, 2014	February 2, 2015	162,490
<b>Total Shares Issued</b>			<u>162,490</u>

## [Table of Contents](#)

Date Declared	Three Months Ended		
	Record Date	Date	Shares Issued
December 31, 2013	December 31, 2013	February 13, 2014	502,200
<b>Total Shares Issued</b>			<b>502,200</b>

Prior to the Company's IPO, the number of shares issued through the dividend reinvestment plan was determined by dividing the total dollar amount of the dividend payable to such stockholder by the net asset value per share of the common stock on the record date of the dividend. The common stock issued through the dividend reinvestment plan was rounded down to the nearest whole share to avoid the issuance of fractional shares, and fractional shares were paid in cash.

On November 3, 2014, the Company's Board approved a stock repurchase plan (the "Company 10b5-1 Plan") to acquire up to \$50 million in the aggregate of the Company's common stock at prices below the Company's net asset value per share, in accordance with the guidelines specified in Rule 10b-18 and Rule 10b5-1 of the Exchange Act.

The Company 10b5-1 Plan is designed to allow the Company to repurchase its common stock at times when it otherwise might be prevented from doing so under insider trading laws. The Company 10b5-1 Plan requires an agent selected by the Company to repurchase shares of common stock on the Company's behalf when the market price per share is below the most recently reported net asset value per share (including any updates, corrections or adjustments publicly announced by the Company to any previously announced net asset value per share). Under the Company 10b5-1 Plan, the agent will increase the volume of purchases made as the price of the Company's common stock declines, subject to volume restrictions. The timing and amount of any stock repurchases will depend on the terms and conditions of the Company 10b5-1 Plan, the market price of the common stock and trading volumes, and no assurance can be given that any particular amount of common stock will be repurchased.

The purchase of shares pursuant to the Company 10b5-1 Plan is intended to satisfy the conditions of Rule 10b5-1 and Rule 10b-18 under the Exchange Act, and will otherwise be subject to applicable law, including Regulation M, which may prohibit purchases under certain circumstances.

Unless extended or terminated by the Board, the Company 10b5-1 Plan will be in effect through the earlier of June 30, 2015 or such time as the approved \$50 million repurchase amount has been fully utilized, subject to certain conditions.

As of March 31, 2015, no shares had been repurchased under the Company 10b5-1 Plan.

## 10. Earnings per share

The following table sets forth the computation of basic and diluted earnings per common share:

	Three Months Ended	
	March 31, 2015	March 31, 2014
Increase in net assets resulting from operations	\$ 24,468	\$ 25,348
Weighted average shares of common stock outstanding—basic and diluted	53,902,074	41,539,083
Earnings per common share—basic and diluted	\$ 0.45	\$ 0.61



## [Table of Contents](#)

For the purpose of calculating diluted earnings per common share, the average closing price of the Company's common stock for the three months ended March 31, 2015 was less than the conversion price for the Convertible Senior Notes outstanding as of March 31, 2015. Therefore, for all periods presented in the financial statements, the underlying shares for the intrinsic value of the embedded options in the Convertible Senior Notes have no impact on the computation of diluted earnings per common share.

### 11. Dividends

The following tables summarize dividends declared during the three months ended March 31, 2015 and 2014:

<u>Date Declared</u>	<u>Record Date</u>	<u>Three Months Ended</u>	
		<u>March 31, 2015</u>	
		<u>Payment Date</u>	<u>Dividend per Share</u>
February 24, 2015	March 31, 2015	April 30, 2015	\$ 0.39
<b>Total Dividends Declared</b>			<u>\$ 0.39</u>

<u>Date Declared</u>	<u>Record Date</u>	<u>Three Months Ended</u>	
		<u>March 31, 2014</u>	
		<u>Payment Date</u>	<u>Dividend per Share</u>
March 26, 2014	March 31, 2014	April 30, 2014	\$ 0.38
<b>Total Dividends Declared</b>			<u>\$ 0.38</u>

The dividends declared during the three months ended March 31, 2015 and 2014 were derived from net investment income, determined on a tax basis.

### 12. Income Taxes

The tax character of shareholder distributions attributable to the three months ended March 31, 2015 and 2014 were as follows:

	<u>Three Months Ended</u>	<u>Three Months Ended</u>
	<u>March 31, 2015</u>	<u>March 31, 2014</u>
Ordinary Income(1)	\$ 21.0	\$ 19.7
Capital Gains	—	—
<b>Total</b>	<u>\$ 21.0</u>	<u>\$ 19.7</u>

- (1) For the three months ended March 31, 2015 and 2014, 75.9% and 84.0% of ordinary income qualified as interest related dividend which is exempt from U.S. withholding tax applicable to non U.S. shareholders.

## [Table of Contents](#)

The following reconciles increase in net assets resulting from operations for the three months ended March 31, 2015 and 2014 to taxable income at March 31, 2015 and 2014:

	Three Months Ended March 31, 2015	Three Months Ended March 31, 2014
Increase in net assets resulting from operations	\$ 24,468	\$ 25,348
Adjustments:		
Net unrealized gain on investments	(1,560)	(5,715)
Other income for tax purposes, not book	49	56
Deferred organization costs	(25)	(25)
Other expenses not currently deductible	329	125
Other book-tax differences	929	(1,188)
<b>Taxable Income</b>	<b>\$ 24,190</b>	<b>\$ 18,601</b>

Note: Taxable income is an estimate and is not fully determined until the Company's tax return is filed.

Taxable income generally differs from increase in net assets resulting from operations due to temporary and permanent differences in the recognition of income and expenses, and generally excludes net unrealized gains or losses, as unrealized gains or losses are generally not included in taxable income until they are realized.

The Company makes certain adjustments to the classification of stockholders' equity as a result of permanent book-to-tax differences, which include differences in the book and tax basis of certain assets and liabilities, and nondeductible federal taxes or losses among other items. To the extent these differences are permanent, they are charged or credited to additional paid in capital, undistributed net investment income or undistributed net realized gains on investments, as appropriate. In addition, due to the Company's differing fiscal, tax, and excise tax year ends, the best estimates available are recorded to the above accounts in the period that such differences arise or are identifiable.

During the three months ended March 31, 2015, permanent differences were principally related to \$1.7 million of recharacterization of prepayment penalties for tax purposes between ordinary income and capital gains, \$1.9 million attributable to derivative reclassifications, and \$0.3 million attributable to accrued U.S. federal excise taxes. During the three months ended March 31, 2014, permanent differences of \$1.6 million were principally attributable to foreign currency reclassifications, \$1.0 million of recharacterization of prepayment penalties for tax purposes between ordinary income and capital gains, as well as \$9 thousand attributed to accrued U.S. federal excise taxes.

The Company neither has any uncertain tax positions that met the recognition or measurement criteria of ASC 740-10-25, *Income Taxes*, nor did the Company have any unrecognized tax benefits as of the periods presented herein. Although the Company files federal and state tax returns, our major tax jurisdiction is federal. Our inception-to-date federal tax year remains subject to examination by the Internal Revenue Service.

The tax cost of the Company's investments as of March 31, 2015 and December 31, 2014, approximates their amortized cost.

### 13. Financial Highlights

The following per share data and ratios have been derived from information provided in the consolidated financial statements. The following are the financial highlights for one share of common stock outstanding during the three months ended March 31, 2015 and 2014.

	Three Months Ended March 31, 2015	Three Months Ended March 31, 2014
<b>Per Share Data</b>		
Net asset value, beginning of period	\$ 15.53	\$ 15.52
Net investment income <sup>(1)</sup>	0.39	0.51
Net realized and unrealized gain <sup>(1)</sup>	0.06	0.10
Total from operations	0.45	0.61
Issuance of common stock, net of offering costs <sup>(1)</sup>	—	(0.24)
Dividends declared from net investment income <sup>(2)</sup>	(0.39)	(0.38)
Total increase (decrease) in net assets	0.06	(0.01)
<b>Net Asset Value, End of Period</b>	<b>\$ 15.60</b>	<b>\$ 15.51</b>
Per share market value at end of period	\$ 17.21	\$ 16.60
Total return based on market value <sup>(3)</sup>	4.6%	6.1%
Total return based on net asset value <sup>(4)</sup>	3.0%	2.4%
Shares Outstanding, End of Period	53,959,848	51,887,708
<b>Ratios / Supplemental Data</b>		
Ratio of net expenses to average net assets <sup>(5)</sup>	7.9%	7.9%
Ratio of net investment income to average net assets <sup>(5)</sup>	9.9%	13.8%
Portfolio turnover <sup>(5)</sup>	19.9%	37.5%
Net assets, end of period	\$ 841,530	\$ 804,755

(1) The per share data was derived by using the weighted average shares outstanding during the period.

(2) The per share data was derived by using the actual shares outstanding at the date of the relevant transactions.

(3) Total return based on market value is calculated as the change in market value per share during the period plus declared dividends per share, divided by the beginning market value per share.

(4) Total return based on net asset value is calculated as the change in net asset value per share during the period plus declared dividends per share, divided by the beginning net asset value per share.

(5) The ratios reflect an annualized amount.

TPG SPECIALTY LENDING, INC.

PART C

Other Information

Item 25. Financial Statements and Exhibits

(1) Financial Statements

The following financial statements of TPG Specialty Lending, Inc. are provided in Part A of this Registration Statement:

**Audited Consolidated Financial Statements**

<a href="#">Report of Independent Registered Public Accounting Firm</a>	F-2
<a href="#">Consolidated Balance Sheets as of December 31, 2014 and 2013</a>	F-3
<a href="#">Consolidated Statements of Operations for the Years Ended December 31, 2014, 2013 and 2012</a>	F-4
<a href="#">Consolidated Schedules of Investments as of December 31, 2014 and 2013</a>	F-5
<a href="#">Consolidated Statements of Changes in Net Assets for the Years Ended December 31, 2014, 2013 and 2012</a>	F-12
<a href="#">Consolidated Statements of Cash Flows for the Years Ended December 31, 2014, 2013 and 2012</a>	F-13
<a href="#">Notes to Consolidated Financial Statements</a>	F-14

**Interim Unaudited Consolidated Financial Statements**

<a href="#">Consolidated Balance Sheets as of March 31, 2015 and December 31, 2014</a>	F-43
<a href="#">Consolidated Statements of Operations for the Three Months Ended March 31, 2015 and 2014</a>	F-44
<a href="#">Consolidated Schedules of Investments as of March 31, 2015 and December 31, 2014</a>	F-45
<a href="#">Consolidated Statements of Changes in Net Assets for the Three Months Ended March 31, 2015 and 2014</a>	F-53
<a href="#">Consolidated Statements of Cash Flows for the Three Months Ended March 31, 2015 and 2014</a>	F-54
<a href="#">Notes to Consolidated Financial Statements</a>	F-55

(2) Exhibits

- (a)(1) Amended and Restated Certificate of Incorporation (incorporated by reference to Exhibit 3.1 to Amendment No. 1 to the Company's Registration Statement on Form 10 filed on March 14, 2011)
- (a)(2) Certificate of Amendment to Amended and Restated Certificate of Incorporation (incorporated by reference to Exhibit 3.1 to the Company's Current Report on Form 8-K filed on March 12, 2014)
- (b) Bylaws (incorporated by reference to Exhibit 3.2 to Amendment No. 1 to the Company's Registration Statement on Form 10 filed on March 14, 2011)
- (c) Not applicable
- (d)(1) Form of Subscription Agreement in connection with the Private Offerings (incorporated by reference to Exhibit 4.1 to the Company's Registration Statement on Form 10 filed on January 14, 2011)
- (d)(2) Form of Common Stock Certificate (incorporated by reference to Exhibit 4.2 to the Company's Annual Report on Form 10-K filed on March 22, 2012)
- (d)(3) Indenture, dated June 10, 2014, between TPG Specialty Lending, Inc. and Wells Fargo Bank, National Association, as Trustee (incorporated by reference to Exhibit 4.1 to the Company's Current Report on Form 8-K filed on June 10, 2014)
- (d)(4) Form of 4.50% Convertible Senior Notes Due 2019 (incorporated by reference to Exhibit 4.2 to the Company's Current Report on Form 8-K filed on June 10, 2014)
- (d)(5) Form of Indenture (1)
- (d)(6) Statement of Eligibility of Trustee on Form T-1 (1)

## Table of Contents

- (d)(7) Form of Subscription Certificate (incorporated by reference to Exhibit (d)(7) to Pre-Effective Amendment No. 1 to the Company's Registration Statement on Form N-2 filed on July 25, 2014)
- (e) Dividend Reinvestment Plan of TPG Specialty Lending, Inc. (incorporated by reference to Exhibit (e) to Pre-Effective Amendment No. 4 to the Company's Registration Statement on Form N-2 filed on March 17, 2014)
- (f) Not applicable
- (g) Amended and Restated Investment Advisory and Management Agreement, dated December 12, 2011, between the Company and the Adviser (incorporated by reference to Exhibit 10.1 to the Company's Current Report on Form 8-K filed on December 13, 2011)
- (h)(1) Form of Underwriting Agreement for Equity Securities (1)
- (h)(2) Form of Underwriting Agreement for Debt Securities (1)
- (i) Not applicable
- (j) Custodian Agreement dated November 29, 2012 between TPG Specialty Lending, Inc. and State Street Bank and Trust Company (incorporated by reference to Exhibit 10.1 to the Company's Current Report on Form 8-K filed on December 4, 2012)
- (k)(1) Form of Indemnification Agreement between the Company and certain officers and directors (incorporated by reference to Exhibit 10.3 to Amendment No. 1 to the Company's Registration Statement on Form 10 filed on March 14, 2011)
- (k)(2) Administration Agreement, dated as of March 15, 2011, between the Company and the Adviser (incorporated by reference to Exhibit 10.1 to the Company's Current Report on Form 8-K filed on March 15, 2011)
- (k)(3) Revolving Credit and Security Agreement, dated May 8, 2012, among TPG SL SPV, LLC, as Borrower, the Lenders from Time to Time Parties Hereto, Natixis, New York Branch, as Facility Agent and The Bank of New York Mellon Trust Company, N.A., as Collateral Agent (incorporated by reference to Exhibit 10.1 to the Company's Quarterly Report on Form 10-Q filed on August 13, 2012)
- (k)(4) Master Sale and Contribution Agreement by and between TPG Specialty Lending, Inc., as the Originator and TPG SL SPV, LLC, as the Buyer, dated as of May 8, 2012 (incorporated by reference to Exhibit 10.2 to the Company's Quarterly Report on Form 10-Q filed on August 13, 2012)
- (k)(5) Senior Secured Revolving Credit Agreement, dated as of August 23, 2012, among TPG Specialty Lending, Inc., as Borrower, the Lenders Party Hereto and SunTrust Bank, as Administrative Agent, JPMorgan Chase Bank, N.A., as Syndication Agent (incorporated by reference to Exhibit 10.1 to the Company's Quarterly Report on Form 10-Q filed on November 14, 2012)
- (k)(6) Instrument of Removal, Appointment and Acceptance, dated November 29, 2012, among State Street Bank and Trust Company and TPG SL SPV, LLC, TPG Specialty Lending, Inc. and the Bank of New York Mellon Trust Company, N.A. (incorporated by reference to Exhibit 10.1 to the Company's Current Report on Form 8-K filed on January 2, 2013)
- (k)(7) Amended and Restated Senior Secured Revolving Credit Agreement, dated as of July 2, 2013, among TPG Specialty Lending, Inc., the lenders party thereto, SunTrust Bank as administrative agent and JPMorgan Chase Bank N.A. as syndication agent (incorporated by reference to Exhibit 10.1 to the Company's Current Report on Form 8-K filed on July 9, 2013)
- (k)(8) Amendment No. 1 dated July 17, 2013 to Revolving Credit and Security Agreement, dated May 8, 2012, among TPG SL SPV, LLC, as Borrower, the Lenders from Time to Time Parties Hereto, Natixis, New York Branch, as Facility Agent and The Bank of New York Mellon Trust Company, N.A., as Collateral Agent (incorporated by reference to Exhibit 10.1 to the Company's Quarterly Report on Form 10-Q filed on August 9, 2013)

## Table of Contents

- (k)(9) Amended and Restated Revolving Credit and Security Agreement, dated as of January 21, 2014, among TPG SL SPV, LLC, as Borrower, the Lenders from Time to Time Parties Hereto, Natixis, New York Branch, as Facility Agent and State Street Bank and Trust Company, as Collateral Agent (incorporated by reference to Exhibit 10.18 to the Company's Annual Report on Form 10-K filed on March 4, 2014)
- (k)(10) Amended and Restated Master Sale and Contribution Agreement by and between TPG Specialty Lending, Inc., as the Originator and TPG SL SPV, LLC, as the Buyer, dated as of January 21, 2014 (incorporated by reference to Exhibit 10.19 to the Company's Annual Report on Form 10-K filed on March 4, 2014)
- (k)(11) Second Amended and Restated Senior Secured Credit Agreement, dated February 27, 2014, among TPG Specialty Lending, Inc., as Borrower, the Lenders Party Hereto and SunTrust Bank, as Administrative Agent, and JPMorgan Chase Bank, N.A., as Syndication Agent (incorporated by reference to Exhibit 10.20 to the Company's Annual Report on Form 10-K filed on March 4, 2014)
- (k)(12) Form of Increase Letter pursuant to the Second Amended and Restated Senior Secured Credit Agreement, dated February 27, 2014, among TPG Specialty Lending, Inc., as Borrower, the Lenders Party Hereto and SunTrust Bank, as Administrative Agent, and JPMorgan Chase Bank, N.A., as Syndication Agent (incorporated by reference to Exhibit 10.3 to the Company's Quarterly Report on Form 10-Q filed on August 4, 2014)
- (k)(13) First Amendment to the Second Amended and Restated Senior Secured Revolving Credit Agreement, dated June 3, 2014, among TPG Specialty Lending, Inc., as Borrower, the Lenders party thereto and SunTrust Bank, as Administrative Agent and Collateral Agent (incorporated by reference to Exhibit 10.4 to the Company's Quarterly Report on Form 10-Q filed on August 4, 2014)
- (k)(14) Second Amendment to the Second Amended and Restated Senior Secured Revolving Credit Agreement, dated June 27, 2014, among TPG Specialty Lending, Inc., as Borrower, Morgan Stanley Bank, N.A., as a Lender, and SunTrust Bank, as Administrative Agent (incorporated by reference to Exhibit 10.5 to the Company's Quarterly Report on Form 10-Q filed on August 4, 2014)
- (k)(15) Third Amendment to the Second Amended and Restated Senior Secured Revolving Credit Agreement, dated October 17, 2014, among TPG Specialty Lending, Inc., as Borrower, the Lenders party thereto and SunTrust Bank, as Administrative Agent (incorporated by reference to Exhibit 10.1 to the Company's Quarterly Report on Form 10-Q filed on November 3, 2014)
- (k)(16) Second Amended and Restated Credit and Security Agreement, dated as of March 27, 2015, among TPG SL SPV, LLC, as Borrower, the Lenders from Time to Time Parties Hereto, Natixis, New York Branch, as Facility Agent and State Street Bank and Trust Company, as Collateral Agent (incorporated by reference to Exhibit 10.1 to the Company's Current Report on Form 8-K filed on March 30, 2015)
- (l) Opinion and Consent of Cleary Gottlieb Steen & Hamilton LLP (1)
- (m) Not applicable
- (n)(1) Consent of Cleary Gottlieb Steen & Hamilton LLP (included in Exhibit (l))
- (n)(2) Consent of KPMG LLP, dated June 15, 2015
- (n)(3) Report of KPMG LLP, dated April 16, 2015 (1)
- (o) Not applicable
- (p) Not applicable
- (q) Not applicable
- (r)(1) Code of Ethics of TPG Specialty Lending, Inc. (incorporated by reference to Exhibit (r)(1) to Pre-Effective Amendment No. 4 to the Company's Registration Statement on Form N-2 filed on March 17, 2014)

## [Table of Contents](#)

- (r)(2) Code of Ethics of TSL Advisers, LLC (incorporated by reference to Exhibit (r)(2) to Pre-Effective Amendment No. 4 to the Company's Registration Statement on Form N-2 filed on March 17, 2014)
- 99.1 Form of Preliminary Prospectus Supplement For Common Stock Offerings (incorporated by reference to Exhibit 99.1 to Pre-Effective Amendment No. 1 to the Company's Registration Statement on Form N-2 filed on July 25, 2014)
- 99.2 Form of Preliminary Prospectus Supplement For Preferred Stock Offerings (incorporated by reference to Exhibit 99.2 to Pre-Effective Amendment No. 1 to the Company's Registration Statement on Form N-2 filed on July 25, 2014)
- 99.3 Form of Preliminary Prospectus Supplement For Debt Securities Offerings (incorporated by reference to Exhibit 99.3 to Pre-Effective Amendment No. 1 to the Company's Registration Statement on Form N-2 filed on July 25, 2014)
- 99.4 Form of Preliminary Prospectus Supplement For Rights Offerings (incorporated by reference to Exhibit 99.4 to Pre-Effective Amendment No. 1 to the Company's Registration Statement on Form N-2 filed on July 25, 2014)
- 99.5 Form of Preliminary Prospectus Supplement For Warrant Offerings (incorporated by reference to Exhibit 99.5 to Pre-Effective Amendment No. 1 to the Company's Registration Statement on Form N-2 filed on July 25, 2014)
- (1) Previously filed as an exhibit to this registration statement.

### **Item 26. Marketing Arrangements**

The information contained under the heading "Plan of Distribution" in this Registration Statement is incorporated herein by reference and any information concerning any underwriters for a particular offering will be contained in the prospectus supplement related to that offering.

### **Item 27. Other Expenses of Issuance and Distribution**

Securities and Exchange Commission registration fee	\$ 87,150.00
FINRA filing fee	113,000.00
NYSE listing fee	100,000.00(1)
Printing expenses	50,000.00(1)
Legal fees and expenses	300,000.00(1)
Accounting fees and expenses	25,000.00(1)
Miscellaneous	24,850.00(1)
Total	<u>\$700,000.00</u>

- (1) These amounts are estimates.

### **Item 28. Persons Controlled by or Under Common Control**

The information contained under the headings "The Company," "Management," "Related-Party Transactions and Certain Relationships" and "Control Persons and Principal Stockholders" in this Registration Statement is incorporated herein by reference.

### **Item 29. Number of Holders of Securities**

The following table sets forth the approximate number of record holders of our common stock as of May 20, 2015.

<u>Title of Class</u>	<u>Number of Record Holders</u>
Common Stock, \$0.01 par value	20

**Item 30. Indemnification**

Section 145 of the DGCL allows for the indemnification of officers, directors and any corporate agents in terms sufficiently broad to indemnify these persons under certain circumstances for liabilities, including reimbursement for expenses, incurred arising under the Securities Act. Our certificate of incorporation and bylaws provide that we shall indemnify our directors and officers to the fullest extent authorized or permitted by law and this right to indemnification shall continue as to a person who has ceased to be a director or officer and shall inure to the benefit of his or her heirs, executors and personal and legal representatives; provided, however, that, except for proceedings to enforce rights to indemnification, we are not obligated to indemnify any director or officer (or his or her heirs, executors or personal or legal representatives) in connection with a proceeding (or part thereof) initiated by the person unless the proceeding (or part thereof) was authorized or consented to by the Board. The right to indemnification conferred includes the right to be paid by us the expenses incurred in defending or otherwise participating in any proceeding in advance of its final disposition.

So long as we are regulated under the 1940 Act, the above indemnification is limited by the 1940 Act or by any valid rule, regulation or order of the SEC thereunder. The 1940 Act provides, among other things, that a company may not indemnify any director or officer against liability to it or its security holders to which he or she might otherwise be subject by reason of his or her willful misfeasance, bad faith, gross negligence or reckless disregard of the duties involved in the conduct of his or her office unless a determination is made by final decision of a court, by vote of a majority of a quorum of directors who are disinterested, non-party directors or by independent legal counsel that the liability for which indemnification is sought did not arise out of the foregoing conduct.

In addition, we have entered into indemnification agreements with our directors and officers that provide for a contractual right to indemnification to the fullest extent permitted by the DGCL. A form of indemnification agreement has been filed as an exhibit to this Registration Statement.

We may, to the extent authorized from time to time by the Board, provide rights to indemnification and to the advancement of expenses to our employees and agents similar to those conferred to our directors and officers. The rights to indemnification and to the advance of expenses are subject to the requirements of the 1940 Act to the extent applicable. Any repeal or modification of our certificate of incorporation by our stockholders will not adversely affect any rights to indemnification and to the advancement of expenses of a director or officer existing at the time of such repeal or modification with respect to any acts or omissions occurring prior to such repeal or modification.

The Investment Advisory Agreement and the Administration Agreement provide that the Adviser and its members, managers, officers, employees, agents, controlling persons and any other person or entity affiliated with it shall not be liable to us for any action taken or omitted to be taken by the Adviser in connection with the performance of any of its duties or obligations under these Agreements or otherwise as an investment adviser of ours (except to the extent specified in Section 36(b) of the 1940 Act concerning loss resulting from a breach of fiduciary duty (as the same is finally determined by judicial proceedings) with respect to the receipt of compensation for services). We will, to the fullest extent permitted by law, provide indemnification and the right to the advancement of expenses, to each person who was or is made a party or is threatened to be made a party to or is involved (including, without limitation, as a witness) in any actual or threatened action, suit or proceeding, whether civil, criminal, administrative or investigative, by reason of the fact that he or she is or was a member, manager, officer, employee, agent, controlling person or any other person or entity affiliated with the Adviser, including without limitation the Administrator, or is or was a member of the Adviser's Investment Review Committee (each such person hereinafter an "Indemnitee"), on the same general terms set forth in the certificate of incorporation.

We have agreed to indemnify the underwriters against certain liabilities, including liabilities under the Securities Act.



## [Table of Contents](#)

Insofar as indemnification for liability arising under the Securities Act may be permitted to directors, officers and controlling persons of the Registrant pursuant to the foregoing provisions, or otherwise, we have been advised that in the opinion of the SEC such indemnification is against public policy as expressed in the Securities Act and is, therefore, unenforceable. In the event that a claim for indemnification against such liabilities (other than the payment by us of expenses incurred or paid by a director, officer or controlling person of the Registrant in the successful defense of any action, suit or proceeding) is asserted by such director, officer or controlling person in connection with the securities being registered, we will, unless in the opinion of our counsel the matter has been settled by controlling precedent, submit to a court of appropriate jurisdiction the question whether such indemnification by us is against public policy as expressed in the Securities Act and will be governed by the final adjudication of such issue.

### **Item 31. Business and Other Connections of Investment Advisor**

A description of any other business, profession, vocation or employment of a substantial nature in which the Adviser, and each managing director, director or executive officer of the Adviser, is or has been during the past two fiscal years, engaged in for his or her own account or in the capacity of director, officer, employee, partner or trustee, is set forth in this Registration Statement in the sections entitled "The Company," "Management" and "Management and Other Agreements." Additional information regarding the Adviser and its officers is set forth in its Form ADV, filed with the SEC (SEC File No. 801-72185), and is incorporated herein by reference.

### **Item 32. Location of Accounts and Records**

All accounts, books and other documents required to be maintained by Section 31(a) of the 1940 Act, and the rules thereunder are maintained at the offices of:

- (1) The Registrant, 301 Commerce Street, Suite 3300, Fort Worth, TX 76102;
- (2) The transfer agent, State Street Bank and Trust Company, 200 Clarendon Street, Boston, MA 02116;
- (3) The custodian, State Street Bank and Trust Company, 1 Lincoln Street Boston, MA 02111; and
- (4) The Adviser, 301 Commerce Street, Suite 3300, Fort Worth, TX 76102.

### **Item 33. Management Services**

Not Applicable.

### **Item 34. Undertakings**

- (1) We undertake to suspend the offering of shares until the prospectus is amended if (1) subsequent to the effective date of its registration statement, the net asset value declines more than 10% from its net asset value as of the effective date of the registration statement; or (2) the net asset value increases to an amount greater than the net proceeds as stated in the prospectus.
- (2) Not applicable.
- (3) We undertake, in the event that the securities being registered are to be offered to existing stockholders pursuant to warrants or rights and any securities not taken by shareholders are to be reoffered to the public, to supplement the prospectus, after the expiration of the subscription period, to set forth the results of the subscription offer, the transactions by the underwriters during the subscription period, the amount of unsubscribed securities to be purchased by underwriters, and the terms of any subsequent underwriting thereof. We further undertake that if any public offering by the underwriters of the securities being registered is to be made on terms differing from those set forth on the cover page of the prospectus, we shall file a post-effective amendment to set forth the terms of such offering.

## Table of Contents

- (4) We hereby undertake:
- (a) to file, during any period in which offers or sales are being made, a post-effective amendment to the registration statement:
    - i. to include any prospectus required by Section 10(a)(3) of the Securities Act;
    - ii. to reflect in the prospectus any facts or events after the effective date of the registration statement (or the most recent post-effective amendment thereof) which, individually or in the aggregate, represent a fundamental change in the information set forth in the registration statement; and
    - iii. to include any material information with respect to the plan of distribution not previously disclosed in the registration statement or any material change to such information in the registration statement;
  - (b) that, for the purpose of determining any liability under the Securities Act, each such post-effective amendment shall be deemed to be a new registration statement relating to the securities offered herein, and the offering of those securities at that time shall be deemed to be the initial bona fide offering thereof;
  - (c) to remove from registration by means of a post-effective amendment any of the securities being registered which remain unsold at the termination of the offering; and
  - (d) that, for the purpose of determining liability under the Securities Act to any purchaser, if we are subject to Rule 430C: Each prospectus filed pursuant to Rule 497(b), (c), (d) or (e) under the Securities Act as part of a registration statement relating to an offering, other than prospectuses filed in reliance on Rule 430A under the Securities Act, shall be deemed to be part of and included in the registration statement as of the date it is first used after effectiveness; provided, however, that no statement made in a registration statement or prospectus that is part of the registration statement or made in a document incorporated or deemed incorporated by reference into the registration statement or prospectus that is part of the registration statement will, as to a purchaser with a time of contract of sale prior to such first use, supercede or modify any statement that was made in the registration statement or prospectus that was part of the registration statement or made in any such document immediately prior to such date of first use.
  - (e) that, for the purpose of determining our liability under the Securities Act to any purchaser in the initial distribution of securities, we undertake that in a primary offering of our securities pursuant to this registration statement, regardless of the underwriting method used to sell the securities to the purchaser, if the securities are offered or sold to such purchaser by means of any of the following communications, we will be a seller to the purchaser and will be considered to offer or sell such securities to the purchaser:
    - i. any preliminary prospectus or prospectus of ours relating to the offering required to be filed pursuant to Rule 497 under the Securities Act;
    - ii. the portion of any advertisement pursuant to Rule 482 under the Securities Act relating to the offering containing material information about us or our securities provided by or on behalf of us; and
    - iii. any other communication that is an offer in the offering made by us to the purchaser.
- (5) We undertake that:
- (a) for the purpose of determining any liability under the Securities Act, the information omitted from the form of prospectus filed as part of this registration statement in reliance upon Rule 430A and contained in a form of prospectus filed by us pursuant to Rule 497(h) under the Securities Act shall be deemed to be part of this registration statement as of the time it was declared effective; and

## Table of Contents

- (b) for the purpose of determining any liability under the Securities Act, each post-effective amendment that contains a form of prospectus shall be deemed to be a new registration statement relating to the securities offered therein, and the offering of such securities at that time shall be deemed to be the initial bona fide offering thereof.
- (6) We undertake to send by first class mail or other means designed to ensure equally prompt delivery, within two business days of receipt of a written or oral request, any Statement of Additional Information.
- (7) We undertake to file a post-effective amendment to the registration statement pursuant to Section 8(c) of the Securities Act in respect of any one or more offerings by us of shares of our common stock (including subscription rights to purchase shares of common stock) below net asset value as of the date of the commencement of such offering.
- (8) We undertake to file a post-effective amendment or a new registration statement for any offering of debt securities referred to as “senior.”

**SIGNATURES**

Pursuant to the requirements of the Securities Act of 1933, the Registrant has duly caused this Pre-Effective Amendment No. 2 to the Registration Statement on Form N-2 to be signed on its behalf by the undersigned, thereunto duly authorized, in the City of New York, and the State of New York on the 15th day of June, 2015.

TPG SPECIALTY LENDING, INC.

By: /s/ Michael Fishman

**Name:** Michael Fishman

**Title:** Co-Chief Executive Officer

Pursuant to the requirements of the Securities Act of 1933, this Pre-Effective Amendment No. 2 to the Registration Statement has been signed by the following persons in the capacities and on the dates indicated.

<u>Signature</u>	<u>Title</u>	<u>Date</u>
<u>/s/ Michael Fishman</u> Michael Fishman	Co-Chief Executive Officer and Director (Principal Executive Officer)	June 15, 2015
<u>*</u> Joshua Easterly	Co-Chief Executive Officer, Director and Chairman of the Board of Directors	June 15, 2015
<u>*</u> Alan Kirshenbaum	Chief Financial Officer (Principal Financial and Accounting Officer)	June 15, 2015
<u>*</u> John A. Ross	Director and Chairman of the Audit Committee	June 15, 2015
<u>*</u> Richard A. Higginbotham	Director	June 15, 2015
<u>*</u> Ronald K. Tanemura	Director	June 15, 2015

By: /s/ Michael Fishman

Michael Fishman

Attorney-in-fact

**Consent of Independent Registered Public Accounting Firm**

The Board of Directors and Stockholders  
TPG Specialty Lending, Inc.:

We consent to the use of our report dated February 24, 2015, with respect to the consolidated balance sheets of TPG Specialty Lending, Inc. (and subsidiaries) (the Company), including the consolidated schedules of investments, as of December 31, 2014 and 2013, and the related consolidated statements of operations, changes in net assets and cash flows for each of the years in the three-year period ended December 31, 2014, and the effectiveness of internal control over financial reporting as of December 31, 2014, and our report dated April 16, 2015 on the consolidated senior securities schedule of the Company, included herein, and to the references to our firm under the headings "Senior Securities", and "Experts" in the prospectus.

/s/ KPMG LLP

San Francisco, California  
June 15, 2015

# CLEARY GOTTlieb STEEN & HAMILTON LLP

ONE LIBERTY PLAZA  
NEW YORK, NY 10006-1470  
(212) 225-2000  
FACSIMILE (212) 225-3999  
WWW.CLEARYGOTTlieb.COM

WASHINGTON, DC • PARIS • BRUSSELS • LONDON • MOSCOW  
FRANKFURT • COLOGNE • ROME • MILAN • HONG KONG  
BEIJING • BUENOS AIRES • SÃO PAULO • ABU DHABI • SEOUL

Writer's Direct Dial: +1 (212) 225-2286  
E-Mail: [afleisher@cgsh.com](mailto:afleisher@cgsh.com)

LAURENT ALBERT  
VICTOR I. LEIKOW  
LESLIE N. SILVERMAN  
ROBERT L. TORTORELLO  
LEE C. BUCHHEIT  
JAMES W. PEASELEE  
THOMAS J. MOLONEY  
JONATHAN I. BLACKMAN  
MICHAEL L. RYAN  
ROBERT P. DAVIS  
YARON Z. REICH  
RICHARD S. LINDER  
STEVEN G. HORDWITZ  
JAMES A. DUNNAN  
STEVEN M. LOEB  
CRAIG B. BRAD  
MICHAEL A. LOWENTHAL  
EDWARD J. ROSEN  
LAWRENCE B. FRIEDMAN  
NICOLAS GRABAR  
CHRISTOPHER E. AUSTIN  
BETH GROSHANDLER  
WILLIAM A. SCOLL  
HOWARD S. ZELBO  
DAVID E. BRIDGEMAN  
ARTHUR H. KOHN  
RICHARD J. COOPER  
JEFFREY S. LEVINE  
PAUL J. SHIM  
STEVEN L. SILNER  
ERIKA W. INVERNIZI  
LINDSEY P. GRANFIELD  
ANDRES DE LA CRUZ  
DAVID C. LOPEZ  
CARMEN A. CORRALES  
JAMES L. BROWLEY  
MICHAEL A. GERSTENZANG  
LEWIS J. LIMAN  
LEV L. GABIN

NEIL G. WHORISKEY  
JORGE U. JUANTORRENA  
MICHAEL D. WEINBERGER  
DAVID LEINWAND  
DIANA L. ROLLMAN  
JEFFREY A. ROSENTHAL  
ETHAN A. KLINGBERG  
MICHAEL J. VOLKOVITSOV  
MICHAEL D. SATAN  
CARMINE D. BODOUZZI, JR.  
JEFFREY D. KARFF  
KIMBERLY BROWN BLACKLOW  
ROBERT J. RAYMOND  
LEONARD C. JACOBY  
SANDRA L. FLOW  
FRANCISCO L. CESTERO  
FRANCESCA L. ODELL  
WILLIAM L. MCKAE  
JASON FACTOR  
MARGARET S. PEPONIS  
LISA M. SCHWETZER  
JUAN D. GONZALEZ  
DUANE MCLAUGHLIN  
BRENDAN S. PEACE  
MEREDITH E. KOTLER  
CHANTAL E. KOROLUA  
BENET J. O'REILLY  
DAVID AMAN  
ADAM E. FLEISHER  
SEAN A. O'NEAL  
OLIVIA P. MCGORRY  
MATTHEW P. SALERNO  
MICHAEL J. ALBRAND  
VICTOR L. HOU  
ROGER A. COOPER  
AMY B. SHARROD  
JENNIFER KENNEDY PARK  
ELIZABETH LENAS  
LUCY A. BAREFOOT

FAMELA L. MARCOGLEESE  
PAUL M. TISER  
JONATHAN S. KOLODNER  
DANIEL E. LAN  
MEYER H. FEDIGA  
ADRIAN B. LEFEBVRE  
ELIZABETH VICENS  
ADAM BRENNEMAN  
ARI D. MACKINNON  
JAMES E. LANGSTON  
RESIDENT PARTNER  
SANDRA M. ROCKS  
S. DOUGLAS BORISKY  
JUDITH KASSEL  
DAVID E. WEBB  
PENILOPE L. CHRISTOPHOUD  
BOAZ S. MORAS  
MARY E. ALDOCK  
DAVID H. HERRINGTON  
HEIDI H. SUDENFRIED  
HUGH C. CONROY, JR.  
KATHLEEN M. EMBERGER  
MALLIGE L. LARSON, JR.  
AVRAM E. LUFT  
ANDREW HAVES  
HELENA K. GRANNIS  
GRANT M. BINDER  
JOHN V. HARRISON  
CAROLINE F. HAYDAY  
DAVID FLECHNER  
RESIDENT COUNSEL  
LOUISE M. PARENT  
OF COUNSEL

June 15, 2015

## VIA EDGAR CORRESPONDENCE

Jay Williamson  
Division of Investment Management  
Securities and Exchange Commission  
100 F Street, NE  
Washington, DC 20549-7553

**Re: TPG Specialty Lending, Inc.  
Amendment No. 1 to Registration Statement on Form N-2  
Filed May 28, 2015  
File No. 333-203450**

Dear Mr. Williamson:

On behalf of TPG Specialty Lending, Inc. (the "Company"), set forth below are responses to the comments of the staff (the "Staff") of the Securities and Exchange Commission in its letter dated June 9, 2015 with respect to Amendment No. 1 to the above referenced Registration Statement on Form N-2 filed on May 28, 2015 (the "Registration Statement").

The Company has filed today Amendment No. 2 ("Amendment No. 2") to the Registration Statement, together with this letter via EDGAR submission. Capitalized terms used but not defined in this letter are as defined in Amendment No. 2.

For your convenience, the text of the Staff's comments is set forth in bold below, followed in each case by the Company's response. Unless otherwise indicated, all page references in the responses set forth below are to the pages of Amendment No. 2.

CLEARY GOTTlieb STEEN & HAMILTON LLP OR AN AFFILIATED ENTITY HAS AN OFFICE IN EACH OF THE CITIES LISTED ABOVE.

**General**

**1. We note your response to comment two and partially reissue. Please provide us a copy of your current 10b5-1 plan on a supplemental basis, pursuant to Rule 418 of Regulation C. Also, please revise your 10b5-1 plan to provide that repurchases will not commence until 60 days after the most recent distribution has ended.**

Response:

In response to the Staff's comment, the Company is sending to the Staff, under separate cover, a copy of its 10b5-1 plan. Pursuant to Rule 418(b) of Regulation C under the Securities Act of 1933, as amended, the Company respectfully requests that the Staff return such copy upon completion of its review.

The Company acknowledges the Staff's comment to revise its 10b5-1 plan to provide that repurchases will not commence until 60 days after the most recent distribution has ended and provides the following discussion of its 10b5-1 plan. The Company believes that its 10b5-1 plan complies with the applicable provisions of Rules 10b5-1 and 10b-18 under, and Regulation M promulgated under, the Securities Exchange Act of 1934, as amended (the "Exchange Act"), and respectfully submits that it does not believe that revision of the 10b5-1 plan to prohibit repurchases for 60 days following a distribution is warranted.

As previously noted to the Staff, the Company's 10b5-1 plan complies with the conditions required under the safe harbor provided by Rule 10b-18 of the Exchange Act and provides for suspension of purchases under the plan during any equity distribution of the Company in compliance with Regulation M. The Company does not believe that applicable securities laws require the 60-day restricted period requested by the Staff.

Rule 10b5-1(c) allows insiders, including issuers, to implement trading plans that they can use to demonstrate that trades made pursuant to such a plan were not "on the basis of" non-public information and, consequently, do not violate insider trading regulations and judicial precedents. In order to establish such a trading plan, an insider must enter into it at a time when the insider is not in possession of material non-public information. The insider must relinquish discretion over trades made pursuant to the 10b5-1 plan. Any purchases or sales made under a 10b5-1 plan must conform to the written terms of such plan, and the insider must have entered into such plan in good faith. The Company entered into the 10b5-1 plan in good faith at a time it was not in possession of material non-public information and has relinquished to the broker all discretion over trades made pursuant to the terms of the plan.

Rule 10b-18 provides the conditions for a safe harbor for Rule 10b5-1 claims for issuer and affiliate purchases of securities, including (i) effecting the purchases through one broker-dealer, (ii) requiring that any purchases not be the opening purchase or be effected prior to the close of trading as provided in the rule, (iii) effecting purchases at the purchase price provided in the rule, and (iv) limiting volume so as not to exceed 25% of the ADTV (defined for purposes of the rule as "the average daily trading volume reported for the security during the four calendar weeks preceding the week in which the Rule 10b-18 purchase is to be effected"). The Company 10b5-1 plan expressly addresses each of these conditions in its terms.

The Company 10b5-1 plan provides for the suspension of any purchases under the plan during any equity distribution by the Company in compliance with Regulation M. Rule 102 of Regulation M provides that “[i]n connection with a distribution of securities effected by or on behalf of an issuer or selling security holder, it shall be unlawful for such person, or any affiliated purchaser of such person, directly or indirectly, to bid for, purchase, or attempt to induce any person to bid for or purchase, a covered security during the applicable restricted period.”

Pursuant to Regulation M, the beginning of a restricted period depends on the ADTV (as defined in Regulation M) of the relevant securities and the public float of the issuer. Under the definition thereof, the “restricted period” for securities with an ADTV of \$100,000 or more of an issuer whose common equity securities have a public float value of \$25 million or more, begins on the later of one business day prior to the determination of an offering price in the distribution or such time that a person becomes a distribution participant. For issuers that do not meet the ADTV and public float requirement described above, the “restricted period” begins on the later of five business days prior to the determination of the offering price or such time that a person becomes a distribution participant.

ADTV is itself defined as “the worldwide average daily trading volume during the two full calendar months immediately preceding, or any consecutive 60 calendar days ending within the 10 calendar days preceding, the filing of the registration statement; or, if there is no registration statement or if the distribution involves the sale of securities on a delayed basis pursuant to § 230.415 of this chapter, two full calendar months immediately preceding, or any consecutive 60 calendar days ending within the 10 calendar days preceding, the determination of the offering price.”

The Company does not believe that either Rule 10b5-1 or Rule 10b-18 requires an issuer to restrict purchases under a 10b5-1 plan for 60 days following the completion of a distribution. While the Company understands that ADTV is defined in Regulation M with reference to a 60-day period prior to an offering, even if the Company did not meet the requisite ADTV for a shortened Regulation M restricted period, the restricted period for an equity distribution by the Company would begin five business days prior to the pricing of the offering and would end upon the completion of the distribution, in no case would Regulation M require that the restricted period last past the completion of the distribution. (Moreover, Regulation M generally would not apply to a distribution by the Company of non-convertible debt, as there would be no pre-existing market for the relevant securities in which the Company or others could make purchases.)

The Company is not aware of any other federal securities law rule or regulation that would impose a requirement for a 60-day restriction on repurchases under the 10b5-1 plan. Furthermore, the Company is not aware of any market practice of other business development companies, or other companies that utilize 10b5-1 plans to so restrict repurchase following a distribution.



The Company respectfully requests that in light of the foregoing, no 60-day restriction be required to be included in the Company 10b5-1 plan. The Company respectfully requests the opportunity to discuss any such restriction of its 10b5-1 plan with the Staff.

**About this Prospectus, page iii**

**2. We note your response to comment three and the revised text. Please remove the reference to “together with any exhibits that we have filed with the SEC and the additional information described under ‘Available Information.’”**

Response:

In response to the Staff’s comment, the Company has revised the disclosure on page iii.

**Fees and Expenses, page 15**

**3. We note your response to comment six and reissue our comment. Please revise to use actual expenses where appropriate. To the extent that future expenses may or will be materially higher, consider clarifying disclosure in appropriate location(s), such as Management’s Discussion and Analysis.**

Response:

In response to the Staff’s comment, the Company has revised the Fees and Expenses section starting on page 15 to use actual annual expenses where appropriate.

The Company agrees to add additional disclosure on interest expenses to the leverage discussion in the Key Components of Our Results of Operations section on page 59 in line with the below in its future annual and quarterly reports (additions in italics):

- While as a BDC the amount of leverage that we are permitted to use is limited in significant respects, we use leverage to increase our ability to make investments. The amount of leverage we use in any period depends on a variety of factors, including cash available for investing, the cost of financing and general economic and market conditions, *however, our total borrowings are limited so that our asset coverage ratio cannot fall below 200%, as defined in the 1940 Act.* In any period, our interest expense will depend largely on the extent of our borrowing *and we expect interest expense will increase as we increase leverage over time within the limits of the 1940 Act.* In addition, we may continue to dedicate assets to financing facilities.

**Description of our Debt Securities, page 159**

**4. We note your response to comment 12; however, we are unable to locate where you undertook to clear all staff comments prior to the commencement of any debt offering whenever the preliminary prospectus supplement differs materially from the form of prospectus supplement included in the registration statement at effectiveness. Please provide this undertaking.**

Response:

The Company undertakes to clear all staff comments prior to the commencement of any debt offering whenever the preliminary prospectus supplement differs materially from the form of prospectus supplement included in the Registration Statement at effectiveness.

\* \* \* \* \*

We hope that these responses adequately address the Staff's comments. If the Staff has any questions concerning this letter or requires further information, please do not hesitate to contact Adam Fleisher at (212) 225-2286 or Helena Grannis at (212) 225-2376.

Very truly yours,  
/s/ Adam E. Fleisher  
Adam E. Fleisher

Enclosure

cc: Vincent J. DiStefano  
Securities and Exchange Commission

David Stiepleman  
Jennifer Mello  
TPG Specialty Lending, Inc.

Michael A. Gerstenzang  
Helena K. Grannis  
Cleary Gottlieb Steen & Hamilton LLP